

# PID Controllers Temperature Controls T2000

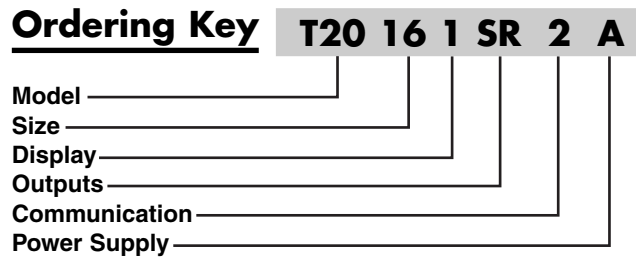


- 1/16 DIN and 1/32 DIN
- NEMA 4X protection
- Autotune automatically sets PID parameters
- Single ramp/soak program
- Heat-cool operation
- AC or DC power supply
- Inputs: Thermocouple, RTD, 0-50mV
- Two outputs: SSR voltage pulse/relay
- Five alarm modes
- RS232 or RS485 (retrofitable)
- MODBUS RTU protocol
- Three year warranty

## Product Description

Microprocessor based controller for temperature measurements in °C or °F. Easy to view single or dual 4 digit display readout. Constructed in a rugged NEMA4X waterproof housing in the popular 1/32 or 1/16 DIN size. 100-240VAC or 12-24VDC supply voltage. Universal inputs and various combinations of output types are also standard features.

## Ordering Key



## Type Selection

Model	Size	Display	Outputs	Communication	Power Supply
T20	16: 1/16 DIN 32: 1/32 DIN	1: Single Display 2: Dual Display (1/16 DIN only)	SR: 5VDC Pulse and 1A Relay Outputs RR: 2A and 1A Relay Output SS: Two 5VDC Pulse Outputs	X: None 2: RS232 4: RS485	A: 100-240VAC B: 12-24VAC/DC (Only single display units with SR and SS outputs)

## General Specifications

<b>Power supply</b>	100-240VAC +/- 10%, 50-60Hz 12-24VAC/DC +/- 20%, 50-60Hz
<b>Display</b>	Upper display reading: 4 digit high brightness green LED 10mm high Lower display (T20162): 4 digit high brightness red LED 9mm high Output indicators: LED output indicators – flashing SP1 square green LED output indicators – SP2 round red
<b>Keypad</b>	3 full travel elastomeric pushbuttons
<b>Approvals</b>	UL, CE

## Input Specifications

Thermocouple	Range
B	32 to 3275°F (0 to 1800°C)
E	32 to 1112°F (0 to 600°C)
J	32 to 1472°F (0 to 800°C)
K	-58 to 2192°F (-50 to 1200°C)
L	32 to 1472°F (0 to 800°C)
N	-58 to 2192°F (-50 to 1200°C)
R	32 to 2912°F (0 to 1600°C)

## Input Specifications (cont'd)

<b>Thermocouple (cont'd)</b>	
S	32 to 2912°F (0 to 1600°C)
T	-273 to 482°F (-200 to 250°C)
Standards	IPTS/68/DIN 43710
CJC rejection	20:1 (0.05%/°C) typical
External resistance	100W maximum
<b>(RTD)</b>	
Pt100/RTD-2 (2 wire)	-273 to 752°F (-200 to 400°C)
Standards	DIN 43760 (100W 0°C/138.5W 100°C Pt)
Bulb current	0.2 mA maximum
<b>Linear process input</b>	
mV	0 to 50 mV (0 to 20 mV, 4 to 20 mV)
<b>Specifications for Both Thermocouples and RTDs</b>	
Calibration accuracy	+/- 0.25% maximum +/- 1°C
Sampling frequency	Input 10Hz, CJC 2 sec.
Common mode rejection	Negligible effect up to 140db, 240V, 50-60Hz
Series mode rejection	60db, 50-60Hz
Temperature coefficient	150ppm/(C maximum)
Reference conditions	22C +/- 2°C, rated voltage after 15 minutes settling time

T2000



**Output Devices (maximum of two outputs)**

SSd (solid state relay driver)	5 VDC +/- 15%, 15ma, non-isolated
Relay	Form A SPST, 2A/250VAC resistive load
Second Relay	Form A SPST, 1A/250VAC resistive load

**Housing Specifications (cont'd)**

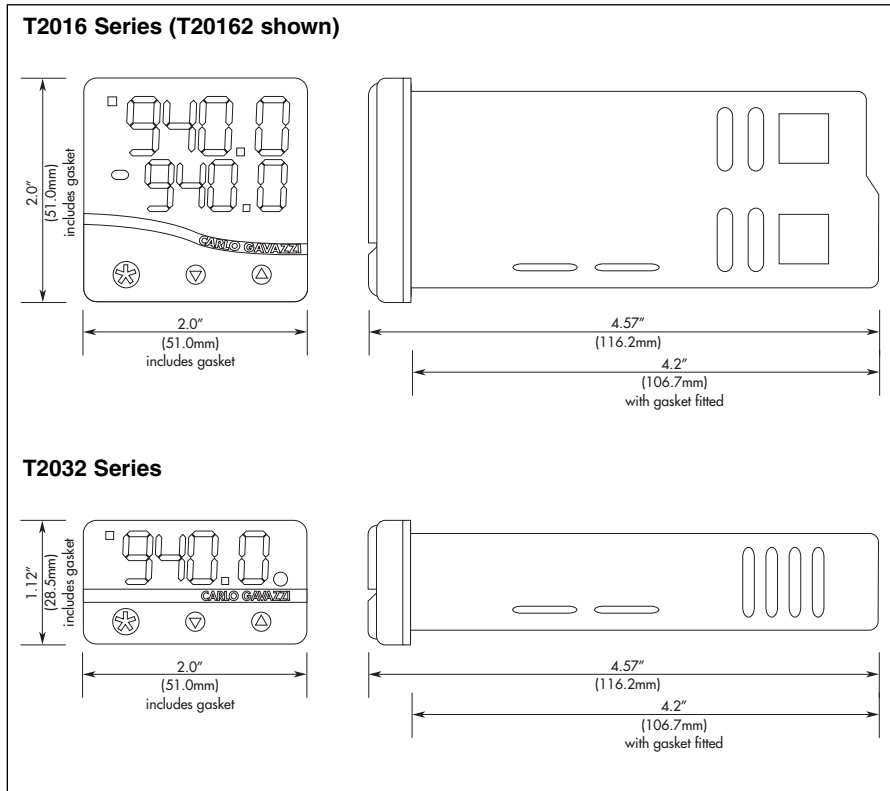
<b>Instrument body</b>	
Model T2016	1.76 x 1.76" (44.8 x 44.8mm)
Model T2032	1.76 x 0.87" (44.8 x 22.0mm)
Overall length	4.57" (116mm)
<b>Weight</b>	
T20161	4.2 ounces
T20162	4.6 ounces
T2032	3.9 ounces

**Housing Specifications**

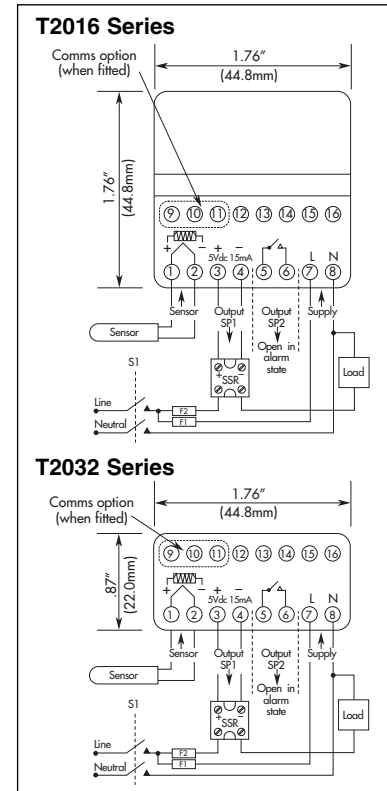
<b>Environmental</b>	
Temperature	UL873, EN61010, CSA 22.2 No. 1010.1-92
Humidity	Maximum 80%
Altitude	Up to 2000m
Installations	Categories II and III
Pollution	Degree II
Protection	NEMA 4X (IP66)
EMC emission	EN50081-1, FCC Rules 15 subpart J Class A
EMC immunity	EN50082-2
Ambient	32 to 122°F (0 to 50°C)
Moldings	Flame retardant polycarbonate

<b>Dimensions (front fascia)</b>	
Model T2016	2.0 x 2.0" (51 x 51mm) includes gasket
Model T2032	2.0 x 1.12" (51 x 28.5mm) includes gasket
Sleeve length	4.2" (106.7mm) includes gasket

**Dimensions**



**Wiring Diagram**



## X-ON Electronics

Largest Supplier of Electrical and Electronic Components

*Click to view similar products for [Temperature Sensor Development Tools](#) category:*

*Click to view products by [Carlo Gavazzi](#) manufacturer:*

Other Similar products are found below :

[EVAL-ADT75EBZ](#) [T20321SS2B](#) [T2016P2CRRXC4S2](#) [DC2507A](#) [MAX1617AEVKIT](#) [BB-WSK-REF-2](#) [MCP9800DM-TS1](#) [TMPSNSRD-RTD2](#) [MIKROE-2273](#) [MIKROE-2501](#) [MIKROE-2539](#) [MIKROE-2554](#) [DPP201Z000](#) [DPP901Z000](#) [1899](#) [EV-BUNCH-WSN-2Z](#) [DPP904R000](#) [KIT0021](#) [SEN0206](#) [SEN0227](#) [MIKROE-2769](#) [SEN-13314](#) [3263](#) [SEN0137](#) [3328](#) [MHUM-01](#) [3538](#) [DPP201G000](#) [DFR0066](#) [WPP100B009](#) [393](#) [SDT310LTC100A3850](#) [2857](#) [1782](#) [2652](#) [269](#) [3245](#) [3622](#) [3648](#) [3721](#) [4089](#) [4101](#) [4369](#) [4566](#) [4636](#) [4808](#) [4821](#) [AS6200C-WL\\_EK\\_AB](#) [AS6200-WL\\_DK\\_ST](#) [AS6200-WL\\_EK\\_AB](#)