

# YL212CPN8M1IO IO-Link master



Slim-line IO-Link master with PROFINET IO, Modbus TCP, OPC UA



## Benefits

- Eight M12 IO-Link ports to PROFINET IO which allows up to eight sensor or actuator connections on a single master
- Additional digital input on every port
- M12 L-Coded power connectors
- Robust IP67 slim-line housing design for machine mounting in harsh environments
- PROFINET IO and Modbus/TCP access to IO-Link process, event and service data
- OPC UA support
- Integrated web server and IODD interpreter
- Dual Ethernet ports via M12, D-coded
- Multi-colour LEDs for device, network, and port status diagnostics
- Wide operating temperature: -25° to +60°C (-13° to 140°F)
- IO-Link V1.0 and V1.1 compatibility
- IO-Link COM1, COM2 and COM3 (230K baud rate)

## Description

Y series of IO-Link masters fully satisfy the most demanding industrial communication needs. YL212CPN8M1IO is machine mount fieldbus module with eight M12 IO-Link ports, compatible with IO-Link V1.0 and V1.1. It is a gateway solution with support for PROFINET IO fieldbus system. Thanks to a powerful web interface and integrated IODD interpreter it is possible to configure and diagnose the IO-Link master even from a tablet or smartphone and easily read, parameterize or configure the IO-Link devices connected. Thanks to IO-Link V 1.1 it is possible to replace a connected device by downloading all parameters into a replacement device automatically from the Master. With Y series IO-Link masters it is possible to simultaneously provide data access via different communication protocols like PROFINET IO, Modbus/TCP and OPC UA to multiple controllers.


## Main features

- Embedded web server and IODD interpreter to configure and access diagnostic information of the attached IO-Link devices and of the fieldbus module itself (e.g. setting the IP address and subnet mask) without the need of a specific software
- Possibility to store the configuration of all devices connected in the IO-Link master memory to allow the system to work even without a higher-level PLC and to enable error-proof sensor replacement with automatic parameterization
- IIoT ready, thanks to the integrated OPC UA interface that allows reliable, continuous and transparent data transfer between the field level (sensor/actuator) and higher-level cloud systems in full compliance with the Industry 4.0 requirements
- Daisy-chain power supply with standardized L-coded M12 connection technology allows a higher current rating of up to 16 A
- Industrial Ethernet components and a fully encapsulated housing for harsh environment applications
- Multi-colour LEDs with status and diagnostics information for each channel

## Main functions


IO-Link masters allow to connect all sections of a plant in a single industrial network, from the management level (ERP) right down to the field level (sensors and actuators) to increase the availability and efficiency of machines and plants. In addition to this, Y series IO-Link masters are specifically designed to enable the complete integration into the industrial communication system.

## References

 Order code

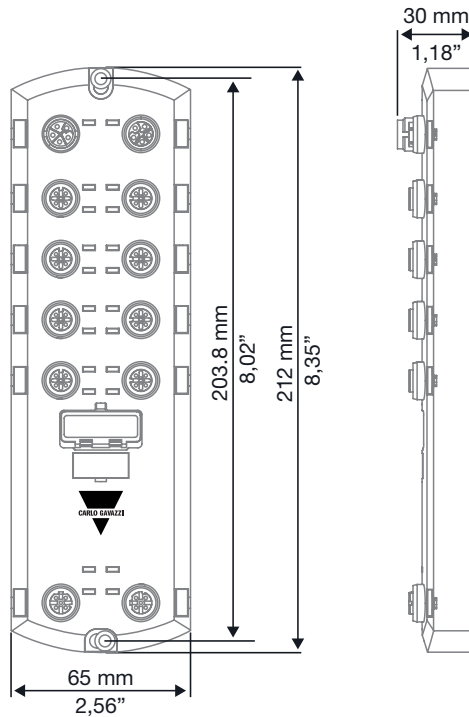
 YL212CPN8M1IO

## Structure



Element	Function
A	M4 hole for mounting
B	Power input port, M12, 5 pin, male connector
C	Power output port, M12, 5 pin, female connector
D	Input ports, M12, 5 pin, female connector
E	Rotary switches to set the IP address
F	Ethernet ports, M12, 4 pin

## Dimensions



## Features

### General

<b>Configuration</b>	Embedded web interface, IO-Link, PROFINET IO and Modbus TCP
<b>Data Storage</b>	Automatic or Manual - Upload and/or Download
<b>Device Validation</b>	Yes
<b>Data Validation</b>	Yes
<b>Diagnostics</b>	IO-Link, PROFINET IO and Modbus TCP
<b>Powerful Web Interface</b>	Provides: firmware upgradable; password protected with admin, operator, and user accounts; ISDU batch handling; load IODD files to configure the IO-Link Device; IODD Handler parses xml files making them readable and configurable; Log files; Save/Load configuration files
<b>Upgradable Firmware</b>	Yes (via web GUI)
<b>Remote Parameterization</b>	Yes

## Power Supply

<b>Rated operating voltage U<sub>e</sub></b>	20 - 30 VDC
<b>Power consumption (module electronics)</b>	120 mA @ 24 VDC
<b>Power supply In</b>	Module electronics and sensors (US) 16 A (max.) Actuator supply (UA) 16 A (max.)
<b>Power supply Out</b>	US 16 A (max.)* UA 16 A (max.)**

(\*)US output available is determined by subtracting the following from the available input current.

- IO-Link Master module electronics current.
- Total C/Q current for all IO-Link ports.
- Total sensor supply current.


(\*\*)UA output available is the same as the available UA input current.





## Mechanical data

<b>Housing material</b>	Molded Polyamide 66 (potted)
<b>Channels</b>	8 x IO-Link / Digital I/O (configurable)
	8 x Digital Input DI
	2 x Ethernet
<b>Weight</b>	454 g
<b>Installation</b>	Machine or panel mount
	Two-hole M4 or 8 screws
<b>Tightening torque</b>	Fastening screws: 8 Nm
	Cable gland: ≤ 0.5 Nm

## Environmental



<b>Protection degree</b>	IP67
<b>Ambient temperature</b>	Operating: -25°C to +60°C (-13°F to 140°F)
	Storage: -40°C to +70°C (-40°F to 158°F)
<b>Ambient humidity (non-condensing)</b>	Operating: 10% to 95%
	Storage: 10% to 95%
<b>Shock / Vibrations</b>	EN60068-2-6; EN60068-2-27
<b>Altitude</b>	0 - 2000m


**Compatibility and conformity**

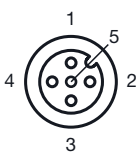
<b>Immunity</b> European standard EN 61000-6-2	EN/IEC 61131-2 and EN/IEC 61131-9: IEC 61000-4-2: Electrostatic Discharge IEC 61000-4-3: Radiated, Radio-Frequency IEC 61000-4-4: Fast transient/Burst IEC 61000-4-5: Surge IEC 61000-4-6: Conducted disturbance IEC 61000-4-8: Magnetic field IEC 61000-4-11: Dips and voltage variations
<b>Emissions</b>	European Standard EN 61000-6-4 International Standard IEC 61000-6-4 AS/NZS CISPR-11 FCC Part15 Subpart B; Class A limit Canadian EMC requirements ICES-001
<b>Safety</b>	CSA C22.2 No. 61010-1-12 / CSA C 22.2 No. 61010-1-201 UL 61010-1 / UL 61010-1-201
<b>Vibration</b>	IEC 60068-2-6
<b>Mechanical Shock</b>	IEC 60068-2-27
<b>Environmental / Mechanical Test Approvals</b>	IEC 61131-2; IEC 60529
<b>Approvals</b>	   <b>IO-Link</b> 
<b>Other</b>	The components of this product comply with the requirements of the EMC/EMI directive 2014/30/EU, directive 2011/65/EU on the restriction of the use of certain hazardous substances (RoHS2)

## Connectors

### Power

<b>Power connectors</b>	1 x power input, 1 x power output	
<b>Connector type</b>	M12, L-coded, 4 + FE	
<b>Pin-Out power In</b>	Pin 1: US+ master electronics and sensor supply Pin 2: UA- actuator supply Pin 3: US- master electronics and sensor supply Pin 4: UA+ actuator supply Pin 5: functional earth	 <p>Male</p>
<b>Pin-Out power Out</b>	Pin 1: US+ / +V Pin 2: UA- / 0V Pin 3: US- / 0V Pin 4: UA+ / +V Pin 5: functional earth	 <p>Female</p>

### IO-Link ports

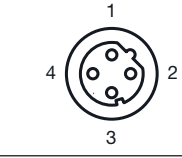
<b>Channels</b>	8 x IO-Link / Digital I/O (configurable) 8 x DI	
<b>Connector type</b>	M12, A-coded Female, 5-position	
<b>IO-Link version</b>	Supports V1.0 and V1.1	
<b>Pin-Out</b>	Pin 1: L+ Pin 2: DI Pin 3: L- Pin 4: C/Q Pin 5: no connect	
<b>Configurations per port</b>	Pin 2: DI Pin 4 (configurable): IO-Link, DI (SIO mode), DO (SIO mode)	
<b>Output Current L+/L-</b>	1.6 A (Port 1) 1.0 A (Port 3) 500 mA (Port 2, 4 – 8; each)	
<b>Output Current C/Q (port4)</b>	200 mA	
<b>Output Current per Master (C/Q &amp; L+/L-)</b>	6.7 A (max.)	
<b>IO-Link Mode Transfer Rates</b>	4.8K (COM1); 38.4K (COM2); 230.4K (COM3)	
<b>Baud Rate Recognition</b>	Automatic	
<b>Cable Length (max.)</b>	20 m	
<b>Protection</b>	Short circuit protection	

<b>Digital input SIO mode (PIN 4)</b>	
<b>Input characteristics</b>	IEC 61131-2 Type 1 and Type 3 compliant
<b>Input threshold</b>	High: 10.5 – 13.0V Low: 8.0 – 11.5V
<b>Typical input current</b>	3 mA
<b>Cable length (max.)</b>	30 m

Digital output SIO mode (PIN 4)	
Typical Output Voltage	24 VDC
Output Current (max.)	200 mA
Output Current per Master	1.6 A (max.)
Lamp Load (max.)	4W
Protection	Short circuit protection
Output Function	PNP/NPN (Push-Pull)
Cable length (max.)	30 m

Digital input (PIN 2, dedicated)	
Input characteristics	IEC 61131-2 Type 1 and Type 3 compliant
Input threshold	High: 6.8 – 8.0V Low: 5.2 – 6.4V
Typical input current	3 mA
Reverse polarity protected	Yes (-40V to +40V)
Cable length (max.)	30m

## Ethernet ports

Type	Industrial Ethernet	
Number of ports	2	
Connector type	Fieldbus M12 D-coded, 4-pin	
Pin-Out	Pin 1: Tx+ Pin 2: Rx+ Pin 3: Tx- Pin 4: Rx-	
Ethernet Specification	10/100BASE-TX	
Standards	IEEE 802.3: 10BASE-T IEEE 802.3u: 100BASE-TX	
Auto-MDI/MDI-X	Yes	
Auto-Negotiation	Yes	
Link Distance	100 m	
Cable Types	Unshielded/shielded twisted pair (Cat 5 or higher)	
IPv4 Addressing	Yes	

## Protocols

### PROFINET IO

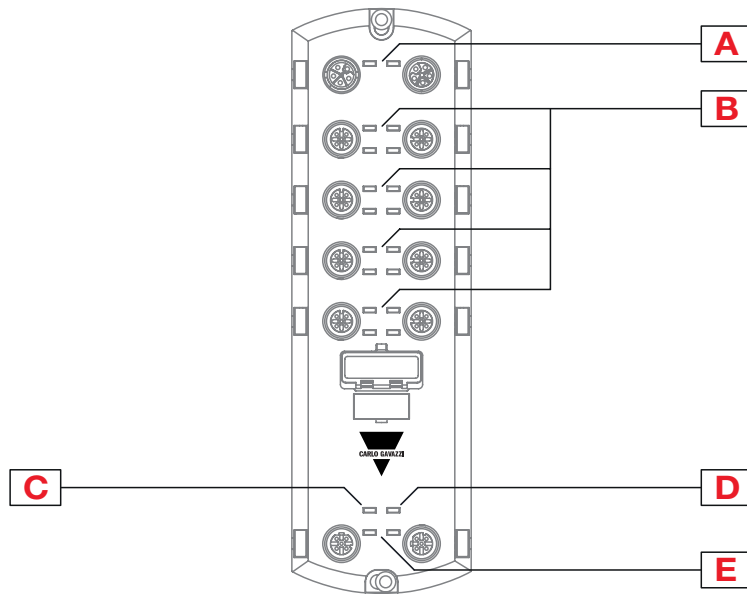
<b>Web Page Configuration</b>	PROFINET IO Device Name IOL_CALL function block timeout (1-20)
<b>Diagnostics</b>	Yes
<b>GSD files</b>	Yes

### Modbus TCP (slave)

<b>Supported controllers (modbus TCP masters)</b>	PLC, HMI, SCADA, OPC Server
<b>Supported clients</b>	Any modbus TCP client, applications on phones/tablets
<b>Web page configuration</b>	Port configuration for ISDU response timeout, process data, and transfer mode
<b>Diagnostics</b>	Yes



# LED indication



Element	Function
A	US and UA status LEDs
B	IO-Link port and DI status LEDs
C	Module status LED
D	Network status LED
E	Ethernet port status LEDs



COPYRIGHT ©2020  
 Content subject to change. Download the PDF: [www.gavazziautomation.com](http://www.gavazziautomation.com)

## X-ON Electronics

Largest Supplier of Electrical and Electronic Components

*Click to view similar products for [Ethernet Modules](#) category:*

*Click to view products by [Carlo Gavazzi](#) manufacturer:*

Other Similar products are found below :

[TDKEZW3](#) [V23993-USB1029A](#) [100-POE4](#) [FC6A-PH1](#) [W4S105C](#) [GX-ID1611](#) [X520QDA1](#) [BCM84794A1KFSBG](#) [X520DA2OCP](#) [854-19722](#) [808-38157](#) [7506GX2](#) [105FX-SC-MDR](#) [110FX2-SC](#) [BCM54291B0IQLEG](#) [750-494](#) [750-495](#) [750-643](#) [750-940](#) [852-1322](#) [852-1328](#) [852-1605](#) [852-1812](#) [852-1813](#) [852-1816](#) [LANTICK PE-16-0](#) [RBMTXLITE-L4X2.X.X.X.X.](#) [WEBSENS COMBO](#) [USR-TCP232-T2](#) [2014120](#) [2017008](#) [2018108](#) [EKI-7708E-4F-AE](#) [EKI-7708E-4FP-AE](#) [EKI-7708G-4FP-AE](#) [2352903-2](#) [EGU-0702-SFP-T](#) [EKI-2706G-1GFPI-BE](#) [SW-125](#) [SW-525](#) [SW-725](#) [1005957](#) [1006191](#) [304TX-N](#) [WIZ107SR\\_TTL](#) [ES-320](#) [TDKEZW5](#) [2003025](#) [2003037](#) [2013040](#)