

Specification Sheet for Approved

| | |
|--------------------|----------------|
| Customer Name: | |
| Customer Part No.: | |
| Ceaiya Part No: | CR8065A Series |
| Spec No: | L865 |

【For Customer Approval Only】

If you Approval, Please Stamp

【RoHS Compliant Parts】

| Approved By | Checked By | Prepared By |
|-------------|------------|-------------|
| 李庆辉 | 刘志坚 | 劳水花 |

Shenzhen Ceaiya Electronics Co., Ltd.

深圳地址 1: 深圳市龙华区观湖街道鹭湖社区观盛二路 5 号捷顺科技中心 B706

东莞地址 2: 广东省东莞清溪镇青滨东路 105 号力合紫荆智能制造中心 10 栋

Http : //www.szceaiya.com

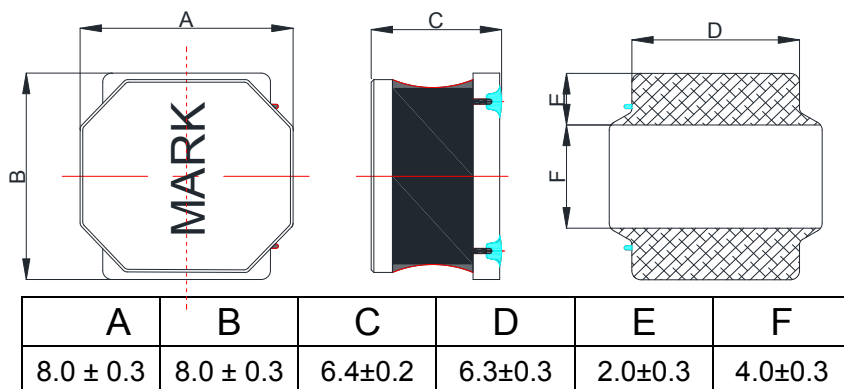
Tel: 0769-89135516

Fax: 0769-89135519

History of change

| Rev. | Effective Date | Changed Contents | Change reasons | Approved By |
|------|----------------|------------------|----------------|-------------|
| A0 | 2023-05-25 | New release | | |

1. Shape and Dimension (Unit:mm)



* Dimension without tolerance is approx.

2. Electronic Characteristics List

| Part Number | Inductance (uH) | Tolerance (±%) | DCR(mΩ) ±30% | Isat (A) | Irise (A) | Test Condition | Marking |
|--------------|-----------------|----------------|--------------|----------|-----------|----------------|---------|
| CR8065A-4R7N | 4.7 | 30 | 18 | 8.50 | 4.70 | 100KHz/0.25V | 4R7 |
| CR8065A-6R8M | 6.8 | 20 | 26 | 7.60 | 4.30 | 100KHz/0.25V | 6R8 |
| CR8065A-100M | 10 | 20 | 33 | 6.60 | 4.00 | 100KHz/0.25V | 100 |
| CR8065A-220M | 22 | 20 | 54 | 4.30 | 2.80 | 100KHz/0.25V | 220 |
| CR8065A-330M | 33 | 20 | 83 | 3.60 | 2.00 | 100KHz/0.25V | 330 |
| CR8065A-470M | 47 | 20 | 135 | 2.85 | 1.80 | 100KHz/0.25V | 470 |
| CR8065A-680M | 68 | 20 | 181 | 2.50 | 1.50 | 100KHz/0.25V | 680 |
| CR8065A-820M | 82 | 20 | 215 | 2.30 | 1.40 | 100KHz/0.25V | 820 |
| CR8065A-101M | 100 | 20 | 250 | 2.00 | 1.30 | 100KHz/0.25V | 101 |
| CR8065A-151M | 150 | 20 | 360 | 1.60 | 1.00 | 100KHz/0.25V | 151 |
| CR8065A-221M | 220 | 20 | 528 | 1.30 | 0.90 | 100KHz/0.25V | 221 |
| CR8065A-331M | 330 | 20 | 850 | 1.20 | 0.70 | 100KHz/0.25V | 331 |
| CR8065A-471M | 470 | 20 | 1300 | 1.00 | 0.55 | 100KHz/0.25V | 471 |
| CR8065A-681M | 680 | 20 | 1800 | 0.85 | 0.46 | 100KHz/0.25V | 681 |
| CR8065A-102M | 1000 | 20 | 2350 | 0.65 | 0.40 | 100KHz/0.25V | 102 |
| CR8065A-222M | 2200 | 20 | 5000 | 0.45 | 0.27 | 100KHz/0.25V | 222 |

注：

1. All test data is referenced to 25°C ambient;
2. Rated current: Isat or Irms, whichever is smaller;
3. Isat: DC current at which the inductance drops approximate 30% from its value without current;
4. Irms: DC current that causes the temperature rise ($\Delta T=40^{\circ}\text{C}$) from 20°C ambient.

Measuring Instrument :

L:HIOKI3532-50

DCR:HIOKI 3540

Isat / Irise: HP4284A+42841

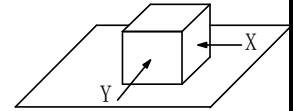
3. General Characteristics

3-1. Storage Temperature range : $-40^{\circ}\text{C} \sim +125^{\circ}\text{C}$

3-2. Operating temperature range: $-40^{\circ}\text{C} \sim +125^{\circ}\text{C}$ (Including coil's self temperature rise)

3-3. External appearance : No external defects can be found in the visual inspection.

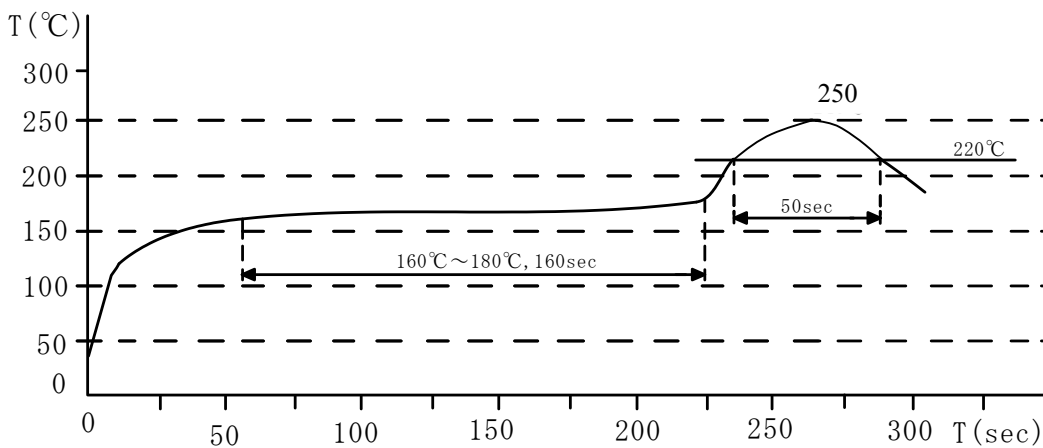
3-4. Electrode strength : No electrode detachment should be found when the device is pushed in two directions of X and Y with the force of 10.0N for 10 ± 2 seconds after soldering between copper plate and the electrodes.



(Refer to figure at right)

3-5. Vibration test : Inductance deviation is within $\pm 10.0\%$ after 1 hour sweeping vibration in each three directions, namely, forward and backward, up and down, right and left. The frequency is $10 \sim 55 \sim 10\text{Hz}$ and the amplitude of 1 minute cycle is 1.5mm PP.

3-6. Recommended reflow condition :

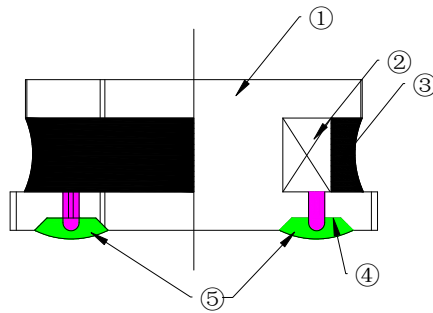


3-7. Humidity test : Inductance deviation is within $\pm 5.0\%$ after 96 ± 4 hours test under the condition of relative humidity of $90 \sim 95\%$ and temperature of $60 \pm 2^{\circ}\text{C}$, and 1 hour storage under room ambient conditions after the device is wiped with dry cloth.

LEAD-FREE

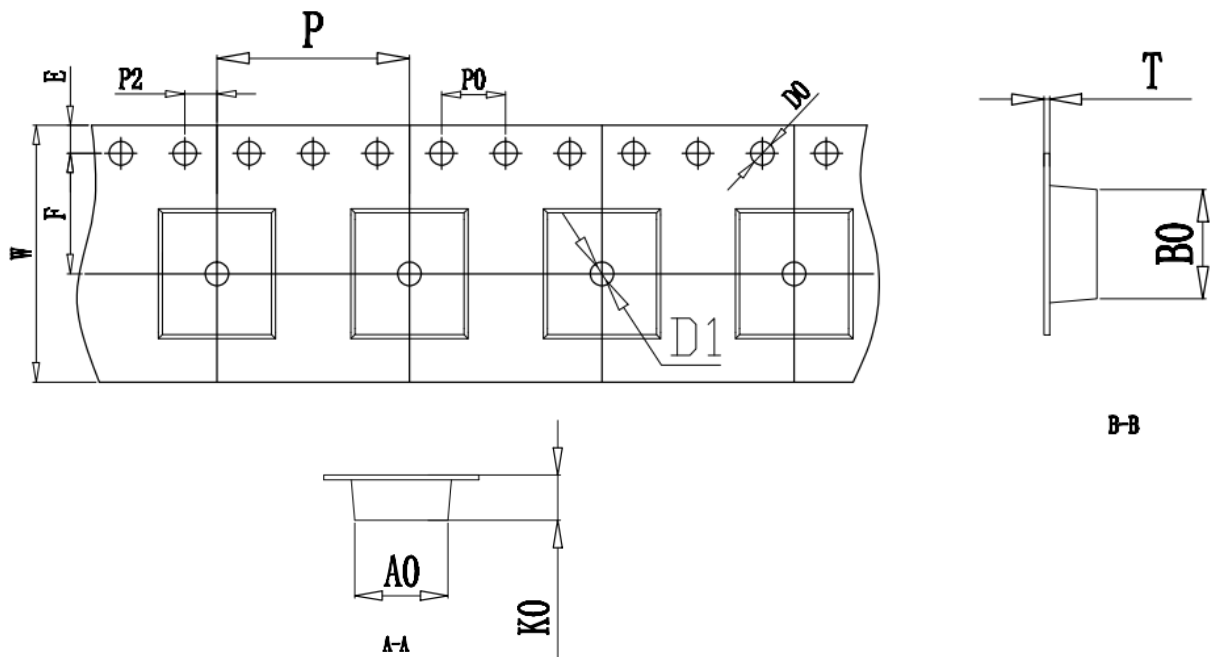


4. Construction



| No. | Part name | Material | Manufacturer |
|-----|--------------------|---|--------------|
| ① | Drum Core | Ni-Zn Ferrite Core | CY |
| ② | Wire | Polyurethane enameled copper wire | YLSL |
| ③ | Adhesive | Epoxy Resin Magnetic Powder | |
| ④ | Plating Electrodes | Plating: Ag 3-7 μm Ni 1-3 μm Sn 3-7 μm | |
| ⑤ | Outer Electrodes | Top surface solder coating Sn99%、 Ag0.3%、Cu0.7% | YX |

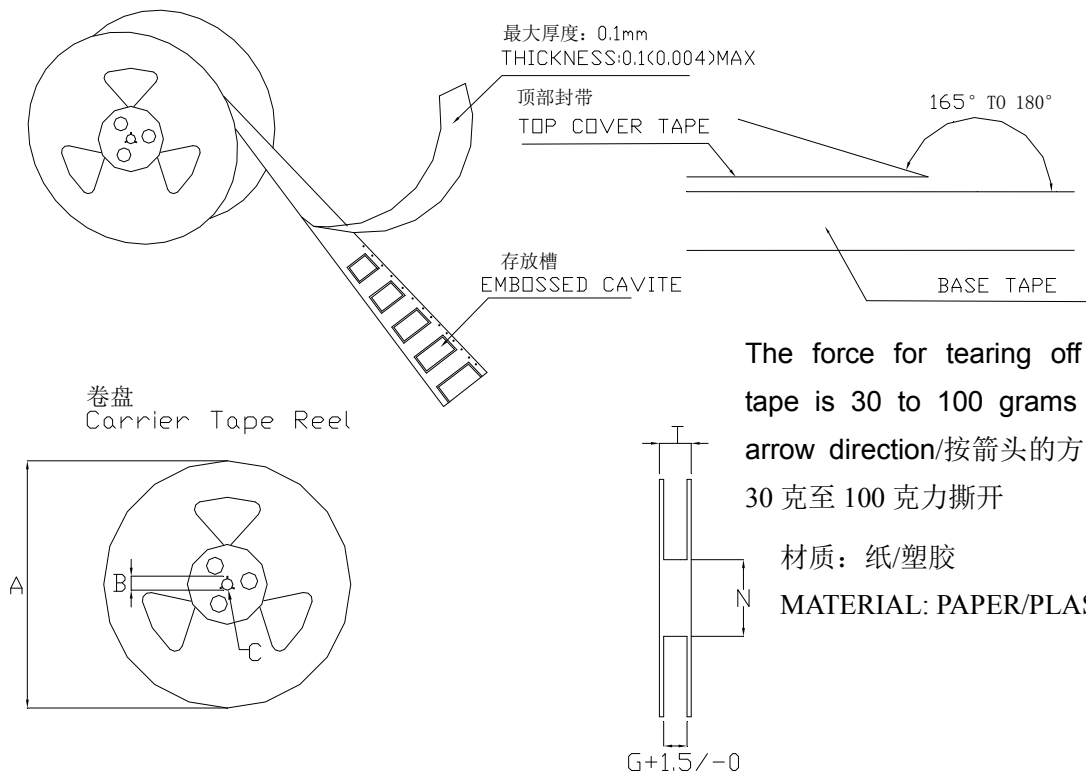
5. TAPE DIMENSIONS:



| ITEM | W | A0 | B0 | K0 | P | F | E | D0 | D1 | P0 | P2 | T |
|------|-----------|-----------|-----------|-----------|-----------|-----------|-----------|------|------|-----------|-----------|------------|
| DIM | 16.00 | 8.3 | 8.3 | 6.8 | 12.0 | 7.50 | 1.75 | 1.50 | 1.50 | 4.00 | 2.00 | 0.40 |
| TOLE | ± 0.3 | ± 0.1 | ± 0.1 | ± 0.1 | ± 0.1 | ± 0.1 | ± 0.1 | +0.1 | +0.1 | ± 0.1 | ± 0.1 | ± 0.05 |

包装数量：700PCS/卷

6. CARRIER REEL DIMENSIONS:

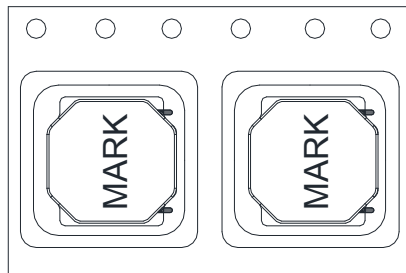


Unit: mm

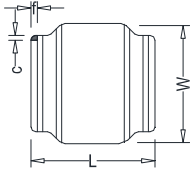
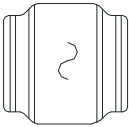
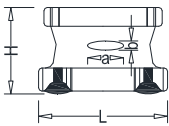
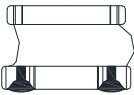
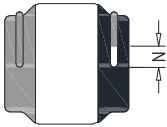
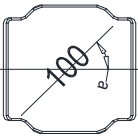
| Type | A | B | C | G | N | T |
|------|-----|--------|--------|------|-----|------|
| 16mm | 330 | 21±0.8 | 13±0.4 | 16.4 | 100 | 20.4 |

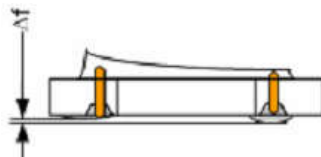
7. PACKAGE SPECIFICATION :

700PCS/Reel 2.1KPCS/Inner Box 6.3KPCS/Outer Box



Visual Inspection Standard of Product

| No. | Defect Item | Figure | Rejection Identification | Acceptance |
|-----|----------------|---|---|------------|
| 1 | Core Defect |  | The defect length(c or f)more than L/6 or W/6 , NG | AQL=0.65 |
| 2 | Core Crack |  | Visual cracks , NG | AQL=0.65 |
| 3 | Starvation |  | (1)Resin starved length a more than L/2, NG (2)When $L > 2\text{mm}$, $b > H/2$, NG (3)When $L \leq 2\text{mm}$, b don't control | AQL=0.65 |
| 4 | Excessive glue |  | The length, width or height of product beyond specified value, NG | AQL=0.65 |
| 5 | Cold Solder |  | (1)For CR2520** Series , cold solder $N > 0.5\text{mm}$,NG (2)For other series, cold solder $N > 1\text{mm}$,NG | AQL=0.65 |
| 6 | Marking Defect |  | The marking angle $a > 45^\circ$, NG | AQL=0.65 |



Δf: Clearance between terminal and the surface of plate must be 0.2mm max when coil is placed on a flat plate.

X-ON Electronics

Largest Supplier of Electrical and Electronic Components

Click to view similar products for [Fixed Inductors](#) category:

Click to view products by [Ceaiya](#) manufacturer:

Other Similar products are found below :

[CR32NP-100KC](#) [CR54NP-470LC](#) [70F224AI](#) [MGDQ4-00004-P](#) [MHQ1005P10NJ](#) [MHQ1005P1N0S](#) [MHQ1005P2N4S](#) [MHQ1005P3N6S](#)
[MHQ1005P5N1S](#) [MHQ1005P8N2J](#) [PE-53601NL](#) [PE-53602NL](#) [PG0936.113NLT](#) [9220-20](#) [9310-16](#) [PM06-2N7](#) [PM06-39NJ](#) [A01TK](#)
[1206CS-471XJ](#) [HC2-R47-R](#) [HC8-1R2-R](#) [HCF1305-3R3-R](#) [1206CS-151XG](#) [RCH664NP-140L](#) [RCH664NP-4R7M](#) [RCP1317NP-391L](#)
[RCR110DNP-331L](#) [DH2280-4R7M](#) [DS1608C-106](#) [B10TJ](#) [B82498B3101J000](#) [ELJ-RE27NJF2](#) [1812CS-153XJ](#) [1812CS-183XJ](#) [1812CS-](#)
[223XJ](#) [1812LS-104XJ](#) [1812LS-105XJ](#) [1812LS-124XJ](#) [1812LS-154XJ](#) [1812LS-223XJ](#) [1812LS-224XJ](#) [1812LS-563XJ](#) [1812LS-683XJ](#)
[1812LS-824XJ](#) [NIN-FB101JTR110F](#) [NIN-FB471JTR62F](#) [NIN-FC1R5JTR220F](#) [NIN-HCR15JTRF](#) [NIN-HCR33JTRF](#) [NIN-HDR22JTRF](#)