

QUICK CONNECT SOCKET OUTLETS

QUICK CONNECT®




Surface Mounting Socket Outlet

Top & Bottom Cable Entry

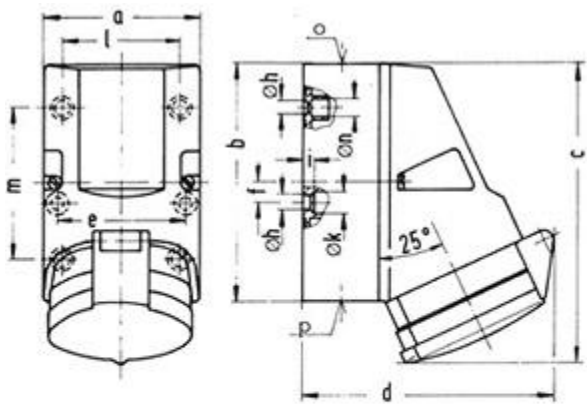
- Screwless terminals maintenance free
- Cable entry, one at top (open), two at bottom and one rear entry (closed)
- Base of enclosure can rotate 180°
- 4 drill-holes prestamped in the base of enclosure



IP44 Splashproof

A CURRENT	V VOLTAGE	Hz FREQUENCY	 2P+E	EARTH HR POS.	 3P+E	EARTH HR POS.	 3P+N+E	EARTH HR POS.
32 IP44	110	50-60	11948	4				
	240	50-60	11949	6				
	415	50-60			11956	6	11962	6

Amperes Poles	32		
	3	4	5
a	83	83	83
b	126	126	126
c	155	155	155
d	130	130	136
e	68	68	68
f	11	11	11
Ø h	5.5	5.5	5.5
i	6.5	6.5	6.5
Ø k	12	12	12
l	65	65	65
m	80	80	80
Ø n	10	10	10
o	M25	M25	M25
p	2xM25	2xM25	2xM25
Conductor mm ² min	2.5	2.5	2.5
Conductor mm ² max	10	10	10



X-ON Electronics

Largest Supplier of Electrical and Electronic Components

Click to view similar products for [ceenorm](#) manufacturer:

Other Similar products are found below :

[112001](#) [3126](#) [2125](#) [3138](#) [21013-TLS](#) [13668](#) [21001-TLS](#) [31001-TLS](#)