

CLW-1505-W2E-EA series

12V / 2A Wall Mounted Type Constant Voltage Power Supply



■ Features:

- Universal AC input / Full range
- ErP step II / CEC level V compliance
- Protections: Over current / Short circuit



ELECTRICAL SPECIFICATION

MODEL	CLW 1505 W2E EA
OUTPUT	
Rated Voltage	5V
Rated Current	3A
Current Range	0 ÷ 3A
Rated Power	15W
Line Regulation	± 2%
Load Regulation	± 5%
Tolerance [3]	± 5%
Ripple & Noise (max.) [2]	100mV _{p-p}
Setup, Rise Time [4]	3000ms, 50ms / 230VAC at full load
Hold up Time (typ.)	8ms / 230VAC at full load
INPUT	
Voltage Range	90 ÷ 264VAC
Frequency Range	47 ÷ 63Hz
Efficiency (typ.)	76%
AC Current (typ.)	0.5A / 230VAC
Inrush Current (typ.)	60A / 230VAC
Leakage Current (max.)	0.25mA / 240VAC
PROTECTIONS	
Over Current	Type: hiccup mode, auto-recovery.
Short Circuit	Type: hiccup mode, auto-recovery.

CLW-1505-W2E-EA series



12V / 2A Wall Mounted Type Constant Voltage Power Supply

WORKING ENVIRONMENT

Working Temperature	0°C ÷ 40°C
Working Humidity	10 ÷ 90% RH non-condensing
Storage Temperature and Humidity	-20°C ÷ 85°C, 5 ÷ 90% RH non-condensing

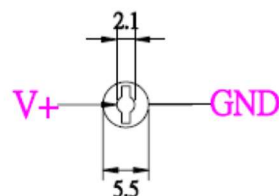
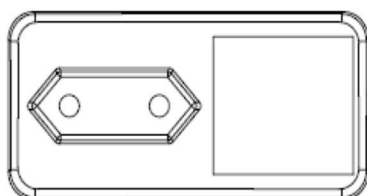
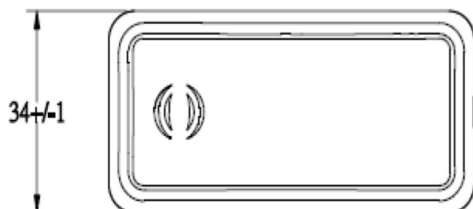
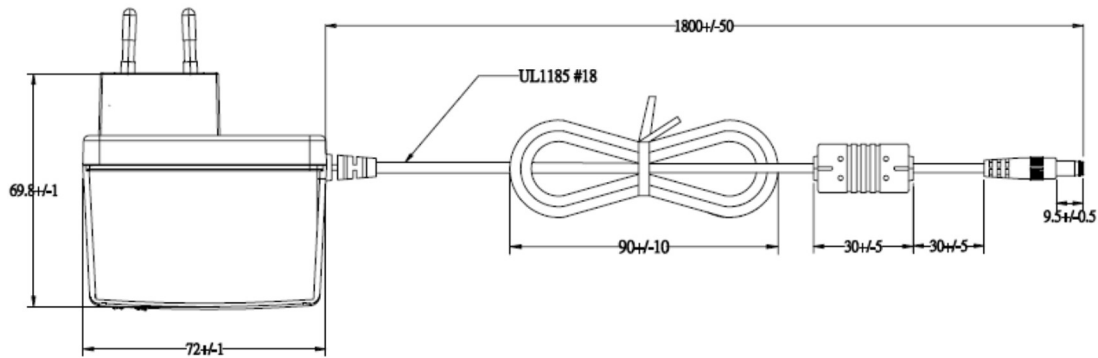
SAFETY and EMC REGULATIONS

Safety Standards	Compliance to EN 60950-1
Withstand Voltage	IN/OUT: 4242kVDC
Isolation Resistance	IN/OUT: 50MΩ/500VDC/25°C/70%
EMC Emission	Compliance to EN55032
EMC Immunity	EN61000-4-2, -3, 4, 5, 6, 8, 11
Harmonic Current	Compliance to EN61000-3-3; EN61000-3-2

OTHERS

Dimensions	72 x 34 x 69.8mm (L x W x H)
Weight	152g

MECHANICAL SPECIFICATION



X-ON Electronics

Largest Supplier of Electrical and Electronic Components

Click to view similar products for [Wall Mount AC Adapters](#) category:

Click to view products by [Cellevia](#) manufacturer:

Other Similar products are found below :

[76000738](#) [76000756-B10](#) [ADP-163 E](#) [ADP-159 A](#) [PSAC05A-050L6](#) [RLMDT361800](#) [TE30A1803F01](#) [0650-00005](#) [P25A14E-R1C](#) [SWI24-12-N-P6R](#) [TRH25033-A-02E01-Level-VI](#) [DA5-050US-B](#) [DA5-050UK-B](#) [RLMDT701800](#) [76000756](#) [DA5-050EU-B](#) [WSU120-2000-R13](#) [5V1A-USB](#) [AC-DC ADAPTER 160W](#) [WSU120-2000-13](#) [WSU150-0800-13](#) [76000980](#) [WSU075-3200-13](#) [WSU090-2500-13](#) [WSU050-2000-R13](#) [WSU240-1000-13](#) [WSU090-3500-R13](#) [WSU075-1500-13](#) [WSU135-1330-13](#) [WSU045-1500-13](#) [WSU090-2500-R13](#) [WSU240-1500-13](#) [WSU180-0660-13](#) [WSU075-1500-R13](#) [WSU090-1300-13](#) [WSU180-1330-R13](#) [NTPS-24-TT-700](#) [BB-SMI1812VP230C1](#) [WSU150-1600-13](#) [WSU050-1500-13](#) [WSU090-0800-13](#) [WSU180-0450-13](#) [WSU150-0560-R13](#) [WSU135-0880-13](#) [WSU120-3000-13](#) [WSU120-1000-R13](#) [WSU090-1300-R13](#) [WSU060-4000-13](#) [WSU060-1250-13](#) [WSU050-4000-13](#)