




● **FEATURES 特性**

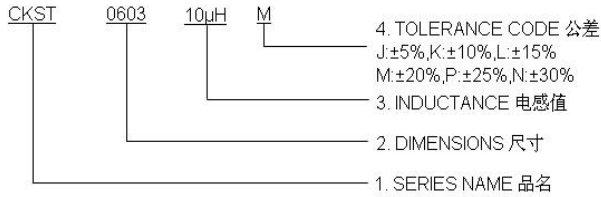
- 1.磁屏蔽结构,闭合磁路,抗电磁干扰强,超低蜂鸣声,可高密度安装.
- 2.小体积,大电流,范围可到60A,在高频和高温环境下保持优良的温升电流及饱和电流特性.
- 3.低损耗合金粉末压铸,低电阻.结构牢固,产品精准度高.
- 4.工作频率范围广,可达5MHz以上. 无卤环保产品.



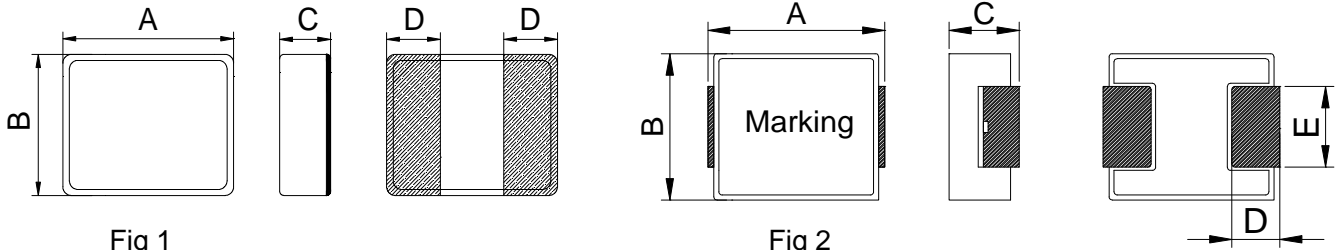
● **APPLICATIONS 用途**

PAD,笔记本电脑,台式机,服务器,音箱,网通,安防,手机,智能家居等

● **PART NUMBERING SYSTEM 品名系统**



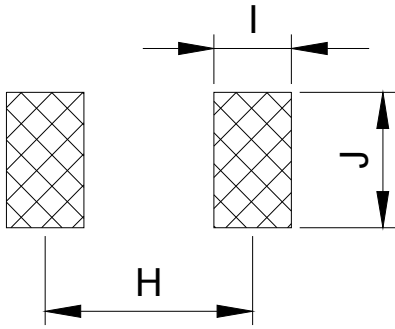
● **SHAPES AND DIMENSIONS 外形尺寸 (Unit:mm)**



| TYPE(型号) | A | B | C | D | E | Fig |
|------------|-----------|-----------|---------|----------|-----------------|-----|
| CKST201210 | 2.0±0.2 | 1.2±0.2 | 1.0 Max | 0.6±0.3 | / | 1 |
| CKST201610 | 2.0±0.2 | 1.6±0.2 | 1.0 Max | 0.6±0.3 | / | 1 |
| CKST252010 | 2.5±0.2 | 2.0±0.2 | 1.0 Max | 0.8±0.3 | / | 1 |
| CKST252012 | 2.5±0.2 | 2.0±0.2 | 1.2 Max | 0.8±0.3 | / | 1 |
| CKST322512 | 3.2±0.2 | 2.5±0.2 | 1.2 Max | 0.8±0.3 | / | 1 |
| CKST353220 | 3.5±0.2 | 3.2±0.2 | 2.0 Max | 0.7±0.2 | / | 1 |
| CKSTT0410 | 4.0±0.3 | 4.0±0.3 | 1.0 Max | 1.1±0.3 | / | 1 |
| CKST04012P | 4.4±0.35 | 4.2±0.25 | 1.2 Max | 0.8±0.3 | 2.0±0.3 | 2 |
| CKST0402 | 4.6±0.25 | 4.1±0.35 | 2.0 Max | 0.76±0.3 | 1.5±0.3 | 2 |
| CKST0502 | 5.7±0.25 | 5.1±0.35 | 2.0 Max | 1.3±0.3 | 2.3±0.3 | 2 |
| CKST0503 | 5.7±0.25 | 5.1±0.35 | 3.0 Max | 1.3±0.3 | 2.3±0.3 | 2 |
| CKST0603 | 7.4 Max | 6.6±0.2 | 3.0 Max | 1.6±0.3 | 3.0±0.2 | 2 |
| CKST0605 | 7.5 Max | 6.6±0.2 | 5.0 Max | 1.6±0.3 | 3.0±0.2 | 2 |
| CKST1003 | 11.6 Max. | 10.1±0.3 | 3.0 Max | 2.5±0.5 | 3.0±0.5 | 2 |
| CKST1004 | 11.6 Max. | 10.1±0.3 | 4.0 Max | 2.5±0.5 | 3.0±0.5 | 2 |
| CKST1005 | 11.6 Max. | 10.1±0.3 | 5.0 Max | 2.5±0.5 | 3.0±0.5 | 2 |
| CKST1205 | 13.8 Max. | 12.6±0.3 | 5.0 Max | 2.7±0.7 | 3.0±0.5/3.5±0.5 | 2 |
| CKST1206 | 13.8 Max. | 12.6±0.3 | 6.0 Max | 2.7±0.7 | 3.0±0.5/3.5±0.5 | 2 |
| CKST1707 | 17.5±1.0 | 17.5 Max. | 7.0 Max | 2.5±0.5 | 11.94±0.3 | 2 |



● Recommended patterns



| TYPE(型号) | H | I | J |
|------------|------|------|------|
| CKST201210 | 1.5 | 1 | 1.5 |
| CKST201610 | 1.5 | 1 | 1.8 |
| CKST252010 | 2 | 1.2 | 2.2 |
| CKST252012 | 2 | 1.2 | 2.2 |
| CKST322512 | 2.5 | 1.2 | 2.9 |
| CKST353220 | 3 | 1 | 3.5 |
| CKSTT0410 | 3.5 | 1.5 | 4.5 |
| CKST04012P | 3.7 | 1.26 | 2.5 |
| CKST0402 | 3.7 | 1.26 | 2.5 |
| CKST0502 | 4.1 | 1.9 | 2.8 |
| CKST0503 | 4.1 | 1.9 | 2.8 |
| CKST0603 | 6.05 | 2.35 | 3.5 |
| CKST0605 | 6.05 | 2.35 | 3.5 |
| CKST1003 | 9.5 | 3.5 | 4.0 |
| CKST1004 | 9.5 | 3.5 | 4.0 |
| CKST1005 | 9.5 | 3.5 | 4.0 |
| CKST1205 | 10.5 | 4 | 5.5 |
| CKST1206 | 10.5 | 4 | 5.5 |
| CKST1707 | 13.8 | 3.4 | 12.6 |



● SPECIFICATION TABLE:

| PART NUMBER | INDUCTANCE (μH) | DCR (mΩ) @25°C | | Saturation Current DC Amps. Isat (A) | | Heat Rating Current DC Amps. Irms (A) | |
|---------------------|-----------------|----------------|---------|--------------------------------------|---------|---------------------------------------|---------|
| | | Typical | Maximum | Typical | Maximum | Typical | Maximum |
| CKST201210-0.47uH/M | 0.47±20% | 26.0 | 31.0 | 6.1 | 5.4 | 4.3 | 4.0 |
| CKST201210-1uH/M | 1±20% | 60.0 | 70.0 | 4.2 | 3.5 | 3.6 | 3.0 |
| CKST201210-2.2uH/M | 2.2±20% | 125.0 | 145.0 | 2.7 | 2.4 | 2.2 | 2.0 |

● SPECIFICATION TABLE:

| PART NUMBER | INDUCTANCE (μH) | DCR (mΩ) @25°C | | Saturation Current DC Amps. Isat (A) | | Heat Rating Current DC Amps. Irms (A) | |
|---------------------|-----------------|----------------|---------|--------------------------------------|---------|---------------------------------------|---------|
| | | Typical | Maximum | Typical | Maximum | Typical | Maximum |
| CKST201610-0.24uH/M | 0.24±20% | 18.0 | 21.0 | 6.7 | 6.1 | 5.5 | 5.0 |
| CKST201610-0.33uH/M | 0.33±20% | 20.0 | 23.0 | 6.5 | 6.0 | 5.3 | 4.7 |
| CKST201610-0.47uH/M | 0.47±20% | 23.0 | 28.0 | 5.6 | 5.0 | 5.0 | 4.5 |
| CKST201610-0.68uH/M | 0.68±20% | 30.0 | 35.0 | 5.1 | 4.8 | 4.3 | 3.8 |
| CKST201610-1uH/M | 1±20% | 43.0 | 49.0 | 4.2 | 4.0 | 4.0 | 3.4 |
| CKST201610-1.5uH/M | 1.5±20% | 66.0 | 74.0 | 3.5 | 3.2 | 3.2 | 2.8 |
| CKST201610-2.2uH/M | 2.2±20% | 94.0 | 110.0 | 3.0 | 2.7 | 2.7 | 2.5 |
| CKST201610-3.3uH/M | 3.3±20% | 188.0 | 216.0 | 2.2 | 2.0 | 1.8 | 1.5 |
| CKST201610-4.7uH/M | 4.7±20% | 250.0 | 280.0 | 2.0 | 1.7 | 1.4 | 1.2 |

Remark: ● All test data is reference to 25°C ambient.

- Test Condition: 1MHz, 1Vrms
- Isat: Max.Value, DC current at which the inductance drops less than 30% from its value without current; Typ. Value, DC current at which the inductance drops 30% from its value without current.
- Irms: For Max. Value, ΔT<40°C; for Typ. Value, ΔT is approximate 40°C.
- Operat between temperature range -40°C to +125°C(Including self - temperature rise)
- Absolute maximum voltage: DC 25V



● SPECIFICATION TABLE:

| PART NUMBER | INDUCTANCE (μH) | DCR (mΩ) @25°C | | Saturation Current DC Amps. Isat (A) | | Heat Rating Current DC Amps. Irms (A) | |
|---------------------|-----------------|----------------|---------|--------------------------------------|---------|---------------------------------------|---------|
| | | Typical | Maximum | Typical | Maximum | Typical | Maximum |
| CKST252010-0.22uH/M | 0.22±20% | 15.0 | 19.0 | 8.3 | 8.0 | 5.7 | 5.1 |
| CKST252010-0.33uH/M | 0.33±20% | 21.0 | 24.0 | 7.3 | 6.5 | 5.0 | 4.5 |
| CKST252010-0.47uH/M | 0.47±20% | 23.0 | 27.0 | 6.1 | 5.6 | 4.8 | 4.3 |
| CKST252010-0.68uH/M | 0.68±20% | 25.0 | 30.0 | 5.7 | 5.0 | 4.5 | 4.0 |
| CKST252010-1uH/M | 1±20% | 40.0 | 46.0 | 4.5 | 4.0 | 3.7 | 3.4 |
| CKST252010-1.5uH/M | 1.5±20% | 60.0 | 69.0 | 4.1 | 3.2 | 3.3 | 3.0 |
| CKST252010-2.2uH/M | 2.2±20% | 82.0 | 94.0 | 3.5 | 3.0 | 2.5 | 2.2 |
| CKST252010-4.7uH/M | 4.7±20% | 223.0 | 256.0 | 2.3 | 2.0 | 1.36 | 1.22 |
| CKST252010L-4.7uH/M | 4.7±20% | 209.0 | 230.0 | 2.1 | 1.8 | 1.6 | 1.4 |
| CKST252010-6.8uH/M | 6.8±20% | 251.0 | 290.0 | 2.1 | 1.8 | 1.3 | 1.1 |
| CKST252010-10uH/M | 10±20% | 388.0 | 450.0 | 1.5 | 1.3 | 1.2 | 1.0 |

● SPECIFICATION TABLE:

| PART NUMBER | INDUCTANCE (μH) | DCR (mΩ) @25°C | | Saturation Current DC Amps. Isat (A) | | Heat Rating Current DC Amps. Irms (A) | |
|---------------------|-----------------|----------------|---------|--------------------------------------|---------|---------------------------------------|---------|
| | | Typical | Maximum | Typical | Maximum | Typical | Maximum |
| CKST252012-0.24uH/M | 0.24±20% | 16.0 | 19.0 | 9.0 | 8.5 | 6.4 | 5.6 |
| CKST252012-0.33uH/M | 0.33±20% | 16.0 | 19.0 | 7.5 | 6.6 | 6.4 | 5.6 |
| CKST252012-0.47uH/M | 0.47±20% | 21.0 | 24.0 | 6.5 | 5.7 | 4.7 | 4.2 |
| CKST252012-0.68uH/M | 0.68±20% | 23.0 | 30.0 | 5.3 | 4.6 | 4.5 | 4.0 |
| CKST252012-1uH/M | 1±20% | 32.0 | 36.0 | 4.8 | 4.3 | 4.1 | 3.6 |
| CKST252012-1.5uH/M | 1.5±20% | 46.0 | 53.0 | 4.2 | 3.6 | 3.7 | 3.4 |
| CKST252012-2.2uH/M | 2.2±20% | 70.0 | 84.0 | 3.5 | 3.0 | 2.7 | 2.4 |
| CKST252012-3.3uH/M | 3.3±20% | 100.0 | 120.0 | 2.5 | 2.2 | 2.0 | 1.7 |
| CKST252012-4.7uH/M | 4.7±20% | 144.0 | 167.0 | 2.4 | 2.0 | 1.8 | 1.6 |
| CKST252012-6.8uH/M | 6.8±20% | 234.0 | 269.0 | 1.9 | 1.5 | 1.6 | 1.4 |
| CKST252012-10uH/M | 10±20% | 310.0 | 360.0 | 1.7 | 1.5 | 1.4 | 1.2 |

Remark: ● All test data is reference to 25°C ambient.

- Test Condition: 1MHz, 1Vrms
- Isat: Max.Value, DC current at which the inductance drops less than 30% from its value without current; Typ. Value, DC current at which the inductance drops 30% from its value without current.
- Irms: For Max. Value, ΔT<40°C; for Typ. Value, ΔT is approximate 40°C.
- Operat between temperature range -40°C to +125°C(Including self - temperature rise)
- Absolute maximum voltage: DC 25V



● SPECIFICATION TABLE:

| PART NUMBER | INDUCTANCE (μH) | DCR (mΩ) @25℃ | | Saturation Current DC Amps. Isat (A) | | Heat Rating Current DC Amps. Irms (A) | |
|---------------------|-----------------|---------------|---------|--------------------------------------|---------|---------------------------------------|---------|
| | | Typical | Maximum | Typical | Maximum | Typical | Maximum |
| CKST322512-0.47uH/M | 0.47±20% | 16.0 | 19.0 | 8.2 | 7.5 | 7.0 | 6.5 |
| CKST322512-1uH/M | 1±20% | 26.0 | 30.0 | 6.5 | 5.7 | 5.5 | 5.0 |
| CKST322512-1.5uH/M | 1.5±20% | 38.0 | 44.0 | 5.0 | 4.5 | 4.5 | 4.0 |
| CKST322512-2.2uH/M | 2.2±20% | 58.0 | 67.0 | 4.5 | 4.0 | 4.1 | 3.7 |
| CKST322512-3.3uH/M | 3.3±20% | 77.0 | 88.0 | 3.6 | 3.3 | 3.3 | 3.0 |
| CKST322512-4.7uH/M | 4.7±20% | 102.0 | 115.0 | 3.0 | 2.7 | 3.0 | 2.6 |
| CKST322512-6.8uH/M | 6.8±20% | 180.0 | 207.0 | 2.8 | 2.4 | 1.6 | 1.3 |
| CKST322512-10uH/M | 10±20% | 250.0 | 288.0 | 1.9 | 1.5 | 1.0 | 0.9 |

● SPECIFICATION TABLE:

| PART NUMBER | INDUCTANCE (μH) | DCR (mΩ) @25℃ | | Saturation Current DC Amps. Isat (A) | | Heat Rating Current DC Amps. Irms (A) | |
|---------------------|-----------------|---------------|---------|--------------------------------------|---------|---------------------------------------|---------|
| | | Typical | Maximum | Typical | Maximum | Typical | Maximum |
| CKST353220-0.47uH/M | 0.47±20% | 13.0 | 15.0 | 11.0 | 9.0 | 8.5 | 8.0 |
| CKST353220-1uH/M | 1±20% | 20.0 | 24.0 | 7.5 | 7.0 | 7.0 | 6.6 |
| CKST353220-1.5uH/M | 1.5±20% | 28.0 | 33.0 | 7.1 | 6.6 | 5.5 | 5.2 |
| CKST353220-2.2uH/M | 2.2±20% | 33.0 | 40.0 | 6.0 | 5.5 | 5.0 | 4.5 |
| CKST353220-3.3uH/M | 3.3±20% | 58.0 | 64.0 | 5.5 | 5.0 | 4.0 | 3.5 |
| CKST353220-4.7uH/M | 4.7±20% | 70.0 | 80.0 | 4.2 | 3.7 | 3.5 | 3.2 |
| CKST353220-6.8uH/M | 6.8±20% | 151.0 | 174.0 | 3.3 | 2.8 | 2.9 | 2.6 |
| CKST353220-10uH/M | 10±20% | 175.0 | 200.0 | 3.0 | 2.5 | 2.6 | 2.3 |

Remark: ● All test data is reference to 25℃ ambient.

- Test Condition: 1MHz, 1Vrms
- Isat: Max.Value, DC current at which the inductance drops less than 30% from its value without current; Typ. Value, DC current at which the inductance drops 30% from its value without current.
- Irms: For Max. Value, ΔT<40℃; for Typ. Value, ΔT is approximate 40℃.
- Operat between temperature range -40℃ to +125℃(Including self - temperature rise)
- Absolute maximum voltage: DC 25V



● SPECIFICATION TABLE:

| PART NUMBER | INDUCTANCE (μH) | DCR (mΩ) @25°C | | Saturation Current DC Amps. Isat (A) | | Heat Rating Current DC Amps. Irms (A) | |
|--------------------|-----------------|----------------|---------|--------------------------------------|---------|---------------------------------------|---------|
| | | Typical | Maximum | Typical | Maximum | Typical | Maximum |
| CKSTT0410-0.47uH/M | 0.47±20% | 17.0 | 20.0 | 8.5 | 7.5 | 7.5 | 6.5 |
| CKSTT0410-1uH/M | 1±20% | 33.0 | 38.0 | 6.5 | 5.5 | 3.7 | 3.4 |
| CKSTT0410-2.2uH/M | 2.2±20% | 58.0 | 67.0 | 5.3 | 4.7 | 3.6 | 3.2 |
| CKSTT0410-4.7uH/M | 4.7±20% | 124.0 | 143.0 | 3.5 | 3.0 | 2.8 | 2.5 |
| CKSTT0410-6.8uH/M | 6.8±20% | 155.0 | 180.0 | 3.0 | 2.5 | 2.3 | 2.1 |
| CKSTT0410-10uH/M | 10±20% | 210.0 | 245.0 | 2.4 | 2.0 | 2.1 | 1.9 |

● SPECIFICATION TABLE:

| PART NUMBER | INDUCTANCE (μH) | DCR (mΩ) @25°C | | Saturation Current DC Amps. Isat (A) | Heat Rating Current DC Amps. Irms (A) |
|---------------------|-----------------|----------------|---------|--------------------------------------|---------------------------------------|
| | | Typical | Maximum | Typical | Typical |
| CKST04012P-0.15uH/M | 0.15±20% | 8.0 | 9.0 | 12.0 | 6.8 |
| CKST04012P-0.22uH/M | 0.22±20% | 8.3 | 11.0 | 8.8 | 6.5 |
| CKST04012P-0.33uH/M | 0.33±20% | 13.5 | 19.0 | 6.7 | 5.7 |
| CKST04012P-0.47uH/M | 0.47±20% | 16.0 | 21.0 | 5.4 | 5.2 |
| CKST04012P-0.68uH/M | 0.68±20% | 21.0 | 36.0 | 4.8 | 4.2 |
| CKST04012P-1uH/M | 1±20% | 40.0 | 47.0 | 4.4 | 3.8 |
| CKST04012P-1.5uH/M | 1.5±20% | 50.0 | 75.0 | 3.2 | 2.7 |
| CKST04012P-2.2uH/M | 2.2±20% | 73.0 | 83.0 | 2.4 | 2.2 |

Remark: ● All test data is reference to 25°C ambient.

- Test Condition: 1MHz, 1Vrms
- Isat: Max.Value, DC current at which the inductance drops less than 30% from its value without current; Typ. Value, DC current at which the inductance drops 30% from its value without current.
- Irms: For Max. Value, ΔT<40°C; for Typ. Value, ΔT is approximate 40°C.
- Operat between temperature range -40°C to +125°C(Including self - temperature rise)
- Absolute maximum voltage: DC 25V



● SPECIFICATION TABLE:

| PART NUMBER | INDUCTANCE (μH) | DCR (mΩ) @25℃ | | Saturation Current DC Amps. Isat (A) | Heat Rating Current DC Amps. Irms (A) |
|-------------------|-----------------|---------------|---------|--------------------------------------|---------------------------------------|
| | | Typical | Maximum | Typical | Typical |
| CKST0402-0.1uH/N | 0.1±30% | 3.5 | 4.0 | 25.0 | 12.0 |
| CKST0402-0.22uH/M | 0.22±20% | 6.0 | 6.6 | 12.5 | 9.0 |
| CKST0402-0.33uH/M | 0.33±20% | 8.7 | 12.5 | 11.0 | 8.0 |
| CKST0402-0.47uH/M | 0.47±20% | 12.5 | 14.0 | 10.0 | 7.0 |
| CKST0402-0.56uH/M | 0.56±20% | 14.0 | 16.0 | 8.0 | 6.5 |
| CKST0402-0.68uH/M | 0.68±20% | 16.0 | 18.0 | 8.0 | 5.2 |
| CKST0402-1uH/M | 1±20% | 24.0 | 27.0 | 7.0 | 4.5 |
| CKST0402-1.5uH/M | 1.5±20% | 38.0 | 46.0 | 6.0 | 4.0 |
| CKST0402-2.2uH/M | 2.2±20% | 52.0 | 58.0 | 5.0 | 3.0 |
| CKST0402-3.3uH/M | 3.3±20% | 74.0 | 87.0 | 4.0 | 2.5 |
| CKST0402-4.7uH/M | 4.7±20% | 100.0 | 126.0 | 3.0 | 2.2 |
| CKST0402-6.8uH/M | 6.8±20% | 162.0 | 178.0 | 2.5 | 2.0 |
| CKST0402-8.2uH/M | 8.2±20% | 188.0 | 216.0 | 2.2 | 1.8 |
| CKST0402-10uH/M | 10±20% | 256.0 | 294.0 | 2.0 | 1.2 |

● SPECIFICATION TABLE:

| PART NUMBER | INDUCTANCE (μH) | DCR (mΩ) @25℃ | | Saturation Current DC Amps. Isat (A) | Heat Rating Current DC Amps. Irms (A) |
|-------------------|-----------------|---------------|---------|--------------------------------------|---------------------------------------|
| | | Typical | Maximum | Typical | Typical |
| CKST0502-0.47uH/M | 0.47±20% | 7.2 | 10.0 | 12.0 | 7.5 |
| CKST0502-0.68uH/M | 0.68±20% | 10.0 | 18.0 | 10.0 | 6.5 |
| CKST0502-1uH/M | 1±20% | 14.0 | 20.0 | 9.0 | 6.0 |
| CKST0502-1.5uH/M | 1.5±20% | 26.0 | 35.0 | 6.5 | 5.5 |
| CKST0502-2.2uH/M | 2.2±20% | 32.0 | 45.0 | 6.0 | 4.0 |
| CKST0502-3.3uH/M | 3.3±20% | 68.0 | 80.0 | 5.0 | 3.5 |
| CKST0502-4.7uH/M | 4.7±20% | 82.0 | 95.0 | 4.0 | 3.0 |
| CKST0502-5.6uH/M | 5.6±20% | 90.0 | 108.0 | 3.8 | 2.9 |
| CKST0502-6.8uH/M | 6.8±20% | 108.0 | 130.0 | 3.5 | 2.8 |
| CKST0502-10uH/M | 10±20% | 152.0 | 180.0 | 2.8 | 2.3 |

Remark: ● All test data is reference to 25℃ ambient.

- Test Condition: 100kHz, 1Vrms
- Isat : DC current (A) that will cause L0 to drop approximately 30% Typ.
- Irms: DC current (A) that will cause an approximate ΔT of 40℃
- Operat between temperature range -40℃ to +125℃(Including self - temperature rise)
- Absolute maximum voltage: DC 75V



● SPECIFICATION TABLE:

| PART NUMBER | INDUCTANCE (μ H) | DCR ($m\Omega$) @25 $^{\circ}$ C | | Saturation Current DC Amps. Isat (A) | Heat Rating Current DC Amps. Irms (A) |
|-------------------|--------------------------|------------------------------------|---------|--|---|
| | | Typical | Maximum | Typical | Typical |
| CKST0503-0.22uH/M | 0.22 \pm 20% | 3.6 | 4.5 | 28.0 | 16.0 |
| CKST0503-0.33uH/M | 0.33 \pm 20% | 5.0 | 7.0 | 18.0 | 14.0 |
| CKST0503-0.47uH/M | 0.47 \pm 20% | 6.5 | 7.5 | 12.0 | 10.0 |
| CKST0503-0.68uH/M | 0.68 \pm 20% | 11.0 | 12.0 | 12.0 | 8.0 |
| CKST0503-1uH/M | 1 \pm 20% | 13.0 | 15.0 | 9.0 | 7.0 |
| CKST0503-1.2uH/M | 1.2 \pm 20% | 14.0 | 15.0 | 8.8 | 6.5 |
| CKST0503-1.5uH/M | 1.5 \pm 20% | 17.0 | 25.0 | 8.5 | 6.0 |
| CKST0503-2.2uH/M | 2.2 \pm 20% | 27.0 | 35.0 | 8.0 | 5.5 |
| CKST0503-3.3uH/M | 3.3 \pm 20% | 35.0 | 46.0 | 6.0 | 4.5 |
| CKST0503-4.7uH/M | 4.7 \pm 20% | 50.0 | 60.0 | 5.0 | 4.0 |
| CKST0503-6.8uH/M | 6.8 \pm 20% | 69.0 | 86.0 | 4.5 | 3.5 |
| CKST0503-8.2uH/M | 8.2 \pm 20% | 80.0 | 105.0 | 4.0 | 3.3 |
| CKST0503-10uH/M | 10 \pm 20% | 115.0 | 126.0 | 3.5 | 2.5 |
| CKST0503-15uH/M | 15 \pm 20% | 174.0 | 190.0 | 2.2 | 1.8 |
| CKST0503-22uH/M | 22 \pm 20% | 230.0 | 260.0 | 1.9 | 1.3 |

Remark: ● All test data is reference to 25 $^{\circ}$ C ambient.

- Test Condition: 100kHz, 1Vrms
- Isat : DC current (A) that will cause L0 to drop approximately 30% Typ.
- Irms: DC current (A) that will cause an approximate Δ T of 40 $^{\circ}$ C
- Operat between temperature range -40 $^{\circ}$ C to +125 $^{\circ}$ C(Including self - temperature rise)
- Absolute maximum voltage: DC 75V



● SPECIFICATION TABLE:

| PART NUMBER | INDUCTANCE (μ H) | DCR ($m\Omega$) @25 $^{\circ}$ C | | Saturation Current DC Amps. Isat (A) | Heat Rating Current DC Amps. Irms (A) |
|-------------------|--------------------------|------------------------------------|---------|--|---|
| | | Typical | Maximum | Typical | Typical |
| CKST0603-0.1uH/N | 0.1 \pm 30% | 1.5 | 1.7 | 60.0 | 32.5 |
| CKST0603-0.15uH/M | 0.15 \pm 20% | 1.9 | 2.5 | 50.0 | 30.0 |
| CKST0603-0.22uH/M | 0.22 \pm 20% | 2.5 | 3.0 | 34.0 | 23.0 |
| CKST0603-0.33uH/M | 0.33 \pm 20% | 3.0 | 3.5 | 25.0 | 21.0 |
| CKST0603-0.47uH/M | 0.47 \pm 20% | 3.5 | 4.1 | 20.0 | 18.0 |
| CKST0603-0.68uH/M | 0.68 \pm 20% | 5.3 | 5.9 | 17.0 | 16.0 |
| CKST0603-0.82uH/M | 0.82 \pm 20% | 6.0 | 7.0 | 16.0 | 14.0 |
| CKST0603-1uH/M | 1 \pm 20% | 7.0 | 7.5 | 15.0 | 12.0 |
| CKST0603-1.5uH/M | 1.5 \pm 20% | 10.6 | 12.1 | 12.5 | 11.0 |
| CKST0603-2.2uH/M | 2.2 \pm 20% | 15.5 | 17.5 | 10.0 | 8.0 |
| CKST0603-3.3uH/M | 3.3 \pm 20% | 23.0 | 26.0 | 9.5 | 6.0 |
| CKST0603-4.7uH/M | 4.7 \pm 20% | 34.5 | 38.0 | 6.5 | 5.0 |
| CKST0603-6.8uH/M | 6.8 \pm 20% | 47.0 | 50.0 | 6.0 | 4.5 |
| CKST0603-8.2uH/M | 8.2 \pm 20% | 58.5 | 65.0 | 6.0 | 4.0 |
| CKST0603-10uH/M | 10 \pm 20% | 64.0 | 68.0 | 5.0 | 4.0 |
| CKST0603-15uH/M | 15 \pm 20% | 106.0 | 115.0 | 3.8 | 2.6 |
| CKST0603-22uH/M | 22 \pm 20% | 165.0 | 189.0 | 3.1 | 2.3 |
| CKST0603-33uH/M | 33 \pm 20% | 250.0 | 270.0 | 2.5 | 2.0 |
| CKST0603-47uH/M | 47 \pm 20% | 300.0 | 350.0 | 2.0 | 1.7 |

Remark: ● All test data is reference to 25 $^{\circ}$ C ambient.

- Test Condition: 100kHz, 1Vrms
- Isat : DC current (A) that will cause L0 to drop approximately 30% Typ.
- Irms: DC current (A) that will cause an approximate Δ T of 40 $^{\circ}$ C
- Operat between temperature range -40 $^{\circ}$ C to +125 $^{\circ}$ C(Including self - temperature rise)
- Absolute maximum voltage: DC 75V



● SPECIFICATION TABLE:

| PART NUMBER | INDUCTANCE (μ H) | DCR (m Ω) @25 $^{\circ}$ C | | Saturation Current DC Amps. Isat (A) | Heat Rating Current DC Amps. Irms (A) |
|------------------------|--------------------------|------------------------------------|---------|--|---|
| | | Typical | Maximum | Typical | Typical |
| CKST0605-1 μ H/M | 1 \pm 20% | 5.6 | 6.5 | 13.0 | 12.0 |
| CKST0605-1.5 μ H/M | 1.5 \pm 20% | 7.1 | 8.5 | 12.0 | 10.0 |
| CKST0605-2.2 μ H/M | 2.2 \pm 20% | 11.6 | 13.5 | 10.0 | 7.0 |
| CKST0605-3.3 μ H/M | 3.3 \pm 20% | 19.6 | 22.0 | 9.0 | 6.5 |
| CKST0605-4.7 μ H/M | 4.7 \pm 20% | 27.0 | 30.0 | 8.0 | 5.7 |
| CKST0605-6.8 μ H/M | 6.8 \pm 20% | 38.0 | 44.0 | 7.0 | 5.0 |
| CKST0605-10 μ H/M | 10 \pm 20% | 46.0 | 55.0 | 6.0 | 4.5 |
| CKST0605-15 μ H/M | 15 \pm 20% | 72.0 | 85.0 | 4.0 | 3.5 |
| CKST0605-22 μ H/M | 22 \pm 20% | 115.0 | 130.0 | 3.2 | 2.8 |
| CKST0605-33 μ H/M | 33 \pm 20% | 158.0 | 180.0 | 3.0 | 2.4 |
| CKST0605-47 μ H/M | 47 \pm 20% | 260.0 | 290.0 | 2.5 | 2.0 |
| CKST0605-68 μ H/M | 68 \pm 20% | 425.0 | 468.0 | 2.0 | 1.2 |

Remark: ● All test data is reference to 25 $^{\circ}$ C ambient.

- Test Condition: 100kHz, 1Vrms
- Isat : DC current (A) that will cause L0 to drop approximately 30% Typ.
- Irms: DC current (A) that will cause an approximate Δ T of 40 $^{\circ}$ C
- Operat between temperature range -40 $^{\circ}$ C to +125 $^{\circ}$ C(Including self - temperature rise)
- Absolute maximum voltage: DC 75V



● SPECIFICATION TABLE:

| PART NUMBER | INDUCTANCE (μ H) | DCR ($m\Omega$) @25 $^{\circ}$ C | | Saturation Current DC Amps. Isat (A) | Heat Rating Current DC Amps. Irms (A) |
|---------------------|--------------------------|------------------------------------|---------|--|---|
| | | Typical | Maximum | Typical | Typical |
| CKST1003-0.22uH/M-B | 0.22 \pm 20% | 1.07 | 1.2 | 50.0 | 30.0 |
| CKST1003-0.33uH/M-B | 0.33 \pm 20% | 1.3 | 1.6 | 32.0 | 23.0 |
| CKST1003-0.47uH/M-B | 0.47 \pm 20% | 2.1 | 2.5 | 26.0 | 23.0 |
| CKST1003-0.56uH/M-B | 0.56 \pm 20% | 2.4 | 3.0 | 24.0 | 22.0 |
| CKST1003-0.68uH/M-B | 0.68 \pm 20% | 2.9 | 3.4 | 23.0 | 21.0 |
| CKST1003-1uH/M | 1 \pm 20% | 5.5 | 6.0 | 21.0 | 15.0 |
| CKST1003-1.5uH/M | 1.5 \pm 20% | 6.5 | 7.5 | 18.0 | 12.0 |
| CKST1003-2.2uH/M | 2.2 \pm 20% | 8.0 | 9.0 | 12.0 | 11.0 |
| CKST1003-3.3uH/M | 3.3 \pm 20% | 14.5 | 16.0 | 12.0 | 9.0 |
| CKST1003-4.7uH/M | 4.7 \pm 20% | 20.5 | 25.0 | 10.0 | 7.0 |
| CKST1003-5.6uH/M | 5.6 \pm 20% | 27.0 | 30.0 | 10.0 | 6.0 |
| CKST1003-6.8uH/M | 6.8 \pm 20% | 30.0 | 35.0 | 7.5 | 5.5 |
| CKST1003-8.2uH/M | 8.2 \pm 20% | 35.0 | 45.0 | 7.0 | 5.0 |
| CKST1003-10uH/M | 10 \pm 20% | 50.0 | 55.0 | 6.5 | 4.5 |
| CKST1003-15uH/M | 15 \pm 20% | 59.0 | 65.0 | 5.0 | 4.0 |
| CKST1003-22uH/M | 22 \pm 20% | 90.0 | 99.0 | 4.0 | 3.0 |

Remark: ● All test data is reference to 25 $^{\circ}$ C ambient.

- Test Condition: 100kHz, 1Vrms
- Isat : DC current (A) that will cause L0 to drop approximately 30% Typ.
- Irms: DC current (A) that will cause an approximate Δ T of 40 $^{\circ}$ C
- Operat between temperature range -40 $^{\circ}$ C to +125 $^{\circ}$ C(Including self - temperature rise)
- Absolute maximum voltage: DC 75V



● SPECIFICATION TABLE:

| PART NUMBER | INDUCTANCE (μ H) | DCR ($m\Omega$) @25 $^{\circ}$ C | | Saturation Current DC Amps. Isat (A) | Heat Rating Current DC Amps. Irms (A) |
|---------------------|--------------------------|------------------------------------|---------|--|---|
| | | Typical | Maximum | Typical | Typical |
| CKST1004-0.15uH/N-B | 0.15 \pm 30% | 0.53 | 0.65 | 45.0 | 75.0 |
| CKST1004-0.22uH/M-B | 0.22 \pm 20% | 0.9 | 1.1 | 55.0 | 35.0 |
| CKST1004-0.36uH/M-B | 0.36 \pm 20% | 1.05 | 1.2 | 42.0 | 34.0 |
| CKST1004-0.47uH/M-B | 0.47 \pm 20% | 1.53 | 1.68 | 38.0 | 28.0 |
| CKST1004-0.56uH/M-B | 0.56 \pm 20% | 1.6 | 1.8 | 32.0 | 27.0 |
| CKST1004-0.68uH/M-B | 0.68 \pm 20% | 2.1 | 2.4 | 30.0 | 23.0 |
| CKST1004-0.82uH/M-B | 0.82 \pm 20% | 2.7 | 3.9 | 26.0 | 20.0 |
| CKST1004-1uH/M-B | 1 \pm 20% | 3.0 | 3.3 | 26.0 | 20.0 |
| CKST1004-1.5uH/M-B | 1.5 \pm 20% | 3.8 | 4.2 | 22.0 | 16.0 |
| CKST1004-2.2uH/M | 2.2 \pm 20% | 6.0 | 7.0 | 16.0 | 14.0 |
| CKST1004-3.3uH/M | 3.3 \pm 20% | 10.8 | 11.8 | 13.0 | 11.0 |
| CKST1004-4.7uH/M | 4.7 \pm 20% | 14.0 | 16.5 | 12.0 | 8.5 |
| CKST1004-6.8uH/M | 6.8 \pm 20% | 22.5 | 25.0 | 10.0 | 8.0 |
| CKST1004-8.2uH/M | 8.2 \pm 20% | 25.0 | 27.0 | 9.0 | 7.5 |
| CKST1004-10uH/M | 10 \pm 20% | 27.0 | 30.0 | 7.0 | 6.5 |
| CKST1004-15uH/M | 15 \pm 20% | 40.0 | 45.0 | 6.0 | 6.3 |
| CKST1004-22uH/M | 22 \pm 20% | 60.0 | 66.0 | 5.5 | 5.0 |
| CKST1004-33uH/M | 33 \pm 20% | 85.0 | 92.0 | 4.5 | 4.0 |
| CKST10045-47uH/M | 47 \pm 20% | 130.0 | 150.0 | 4.0 | 3.0 |
| CKST10045-68uH/M | 68 \pm 20% | 192.0 | 205.0 | 3.0 | 2.3 |

Remark: ● All test data is reference to 25 $^{\circ}$ C ambient.

- Test Condition: 100kHz, 1Vrms
- Isat : DC current (A) that will cause L0 to drop approximately 30% Typ.
- Irms: DC current (A) that will cause an approximate Δ T of 40 $^{\circ}$ C
- Operat between temperature range -40 $^{\circ}$ C to +125 $^{\circ}$ C(Including self - temperature rise)
- Absolute maximum voltage: DC 75V



● SPECIFICATION TABLE:

| PART NUMBER | INDUCTANCE (μ H) | DCR ($m\Omega$) @25 $^{\circ}$ C | | Saturation Current DC Amps. Isat (A) | Heat Rating Current DC Amps. Irms (A) |
|---------------------------|--------------------------|------------------------------------|---------|--|---|
| | | Typical | Maximum | Typical | Typical |
| CKST1005-0.22 μ H/M-B | 0.22 \pm 20% | 0.6 | 0.8 | 65.0 | 37.0 |
| CKST1005-1 μ H/M-B | 1 \pm 20% | 2.3 | 3.0 | 28.0 | 19.0 |
| CKST1005-1.5 μ H/M-B | 1.5 \pm 20% | 3.2 | 4.0 | 21.0 | 16.0 |
| CKST1005-1.8 μ H/M-B | 1.8 \pm 20% | 3.5 | 5.0 | 20.0 | 15.0 |
| CKST1005-2.2 μ H/M | 2.2 \pm 20% | 5.5 | 6.6 | 19.0 | 13.0 |
| CKST1005-3.3 μ H/M | 3.3 \pm 20% | 9.2 | 11.0 | 18.0 | 11.0 |
| CKST1005-4.7 μ H/M | 4.7 \pm 20% | 12.0 | 15.0 | 15.0 | 10.0 |
| CKST1005-5.6 μ H/M | 5.6 \pm 20% | 14.0 | 18.0 | 14.0 | 8.5 |
| CKST1005-6.8 μ H/M | 6.8 \pm 20% | 16.0 | 19.2 | 13.0 | 8.0 |
| CKST1005-10 μ H/M | 10 \pm 20% | 23.0 | 28.0 | 10.0 | 7.0 |
| CKST1005-15 μ H/M | 15 \pm 20% | 35.0 | 42.0 | 7.0 | 6.5 |
| CKST1005-22 μ H/M | 22 \pm 20% | 58.0 | 70.0 | 6.0 | 5.5 |
| CKST1005-33 μ H/M | 33 \pm 20% | 70.0 | 84.0 | 5.0 | 4.5 |
| CKST1005-47 μ H/M | 47 \pm 20% | 130.0 | 150.0 | 4.5 | 3.0 |
| CKST1005-68 μ H/M | 68 \pm 20% | 185.0 | 205.0 | 3.5 | 2.5 |

Remark: ● All test data is reference to 25 $^{\circ}$ C ambient.

- Test Condition: 100kHz, 1Vrms
- Isat : DC current (A) that will cause L0 to drop approximately 30% Typ.
- Irms: DC current (A) that will cause an approximate Δ T of 40 $^{\circ}$ C
- Operat between temperature range -40 $^{\circ}$ C to +125 $^{\circ}$ C(Including self - temperature rise)
- Absolute maximum voltage: DC 75V



● SPECIFICATION TABLE:

| PART NUMBER | INDUCTANCE (μ H) | DCR ($m\Omega$) @25 $^{\circ}$ C | | Saturation Current DC Amps. Isat (A) | Heat Rating Current DC Amps. Irms (A) |
|---------------------|--------------------------|------------------------------------|---------|--|---|
| | | Typical | Maximum | Typical | Typical |
| CKST1205-0.33uH/M-B | 0.33 \pm 20% | 0.75 | 0.9 | 62.0 | 46.0 |
| CKST1205-0.36uH/M-B | 0.36 \pm 20% | 0.77 | 1.1 | 60.0 | 41.0 |
| CKST1205-0.47uH/M-B | 0.47 \pm 20% | 1.0 | 1.3 | 46.0 | 37.0 |
| CKST1205-1uH/M-B | 1 \pm 20% | 1.9 | 2.5 | 37.0 | 29.0 |
| CKST1205-1.5uH/M-B | 1.5 \pm 20% | 3.4 | 4.1 | 30.0 | 23.0 |
| CKST1205-1.8uH/M-B | 1.8 \pm 20% | 3.5 | 4.5 | 26.0 | 18.0 |
| CKST1205-2.2uH/M-B | 2.2 \pm 20% | 4.0 | 5.0 | 25.0 | 15.0 |
| CKST1205-3.3uH/M | 3.3 \pm 20% | 7.5 | 9.0 | 20.0 | 12.0 |
| CKST1205-4.7uH/M | 4.7 \pm 20% | 9.0 | 11.5 | 16.0 | 11.0 |
| CKST1205-5.6uH/M | 5.6 \pm 20% | 13.0 | 15.0 | 15.0 | 10.5 |
| CKST1205-6.8uH/M | 6.8 \pm 20% | 18.0 | 22.0 | 14.0 | 9.0 |
| CKST1205-8.2uH/M | 8.2 \pm 20% | 19.0 | 24.0 | 13.0 | 8.5 |
| CKST1205-10uH/M | 10 \pm 20% | 24.0 | 29.0 | 11.0 | 7.5 |
| CKST1205-15uH/M | 15 \pm 20% | 27.0 | 32.0 | 9.0 | 6.0 |
| CKST1205-22uH/M | 22 \pm 20% | 42.0 | 50.0 | 7.0 | 5.0 |
| CKST1205-33uH/M | 33 \pm 20% | 60.0 | 84.0 | 6.0 | 3.5 |
| CKST1205-47uH/M | 47 \pm 20% | 100.0 | 130.0 | 5.0 | 3.0 |

Remark: ● All test data is reference to 25 $^{\circ}$ C ambient.

- Test Condition: 100kHz, 1Vrms
- Isat : DC current (A) that will cause L0 to drop approximately 30% Typ.
- Irms: DC current (A) that will cause an approximate Δ T of 40 $^{\circ}$ C
- Operat between temperature range -40 $^{\circ}$ C to +125 $^{\circ}$ C (Including self - temperature rise)
- Absolute maximum voltage: DC 75V

● SPECIFICATION TABLE:

| PART NUMBER | INDUCTANCE (μ H) | DCR (m Ω) @25 $^{\circ}$ C | | Saturation Current DC Amps. Isat (A) | Heat Rating Current DC Amps. Irms (A) |
|---------------------------|--------------------------|------------------------------------|---------|--|---|
| | | Typical | Maximum | Typical | Typical |
| CKST1206-0.33 μ H/M-B | 0.33 \pm 20% | 0.58 | 0.8 | 65.0 | 43.0 |
| CKST1206-1 μ H/M-B | 1 \pm 20% | 1.4 | 1.7 | 35.0 | 24.0 |
| CKST1206-1.5 μ H/M-B | 1.5 \pm 20% | 2.5 | 4.0 | 31.0 | 22.0 |
| CKST1206-2.2 μ H/M-B | 2.2 \pm 20% | 4.2 | 6.0 | 26.0 | 18.0 |
| CKST1206-3.3 μ H/M-B | 3.3 \pm 20% | 5.6 | 9.0 | 23.0 | 12.0 |
| CKST1206-4.7 μ H/M-B | 4.7 \pm 20% | 7.2 | 10.5 | 18.0 | 11.5 |
| CKST1206-6.8 μ H/M | 6.8 \pm 20% | 10.0 | 13.8 | 15.0 | 11.5 |
| CKST1206-8.2 μ H/M | 8.2 \pm 20% | 13.6 | 16.0 | 13.5 | 11.0 |
| CKST1206-10 μ H/M | 10 \pm 20% | 18.0 | 20.7 | 12.5 | 10.0 |
| CKST1206-15 μ H/M | 15 \pm 20% | 25.0 | 29.0 | 9.0 | 6.0 |
| CKST1206-18 μ H/M | 18 \pm 20% | 30.0 | 35.0 | 8.0 | 5.0 |
| CKST1206-22 μ H/M | 22 \pm 20% | 34.0 | 39.5 | 7.5 | 5.0 |
| CKST1206-27 μ H/M | 27 \pm 20% | 54.0 | 60.0 | 6.5 | 4.0 |
| CKST1206-33 μ H/M | 33 \pm 20% | 65.0 | 75.0 | 6.0 | 4.0 |
| CKST1206-47 μ H/M | 47 \pm 20% | 80.0 | 90.0 | 5.5 | 3.5 |
| CKST1206-68 μ H/M | 68 \pm 20% | 115.0 | 130.0 | 4.5 | 3.3 |
| CKST1206-82 μ H/M | 82 \pm 20% | 120.0 | 140.0 | 4.0 | 3.0 |
| CKST1206-100 μ H/M | 100 \pm 20% | 180.0 | 200.0 | 3.5 | 2.5 |
| CKST1206-120 μ H/M | 120 \pm 20% | 210.0 | 235.0 | 3.2 | 2.3 |
| CKST1206-150 μ H/M | 150 \pm 20% | 300.0 | 350.0 | 2.7 | 2.0 |

Remark: ● All test data is reference to 25 $^{\circ}$ C ambient.

- Test Condition: 100kHz, 1Vrms
- Isat : DC current (A) that will cause L0 to drop approximately 30% Typ.
- Irms: DC current (A) that will cause an approximate Δ T of 40 $^{\circ}$ C
- Operat between temperature range -40 $^{\circ}$ C to +125 $^{\circ}$ C(Including self - temperature rise)
- Absolute maximum voltage: DC 75V



● SPECIFICATION TABLE:

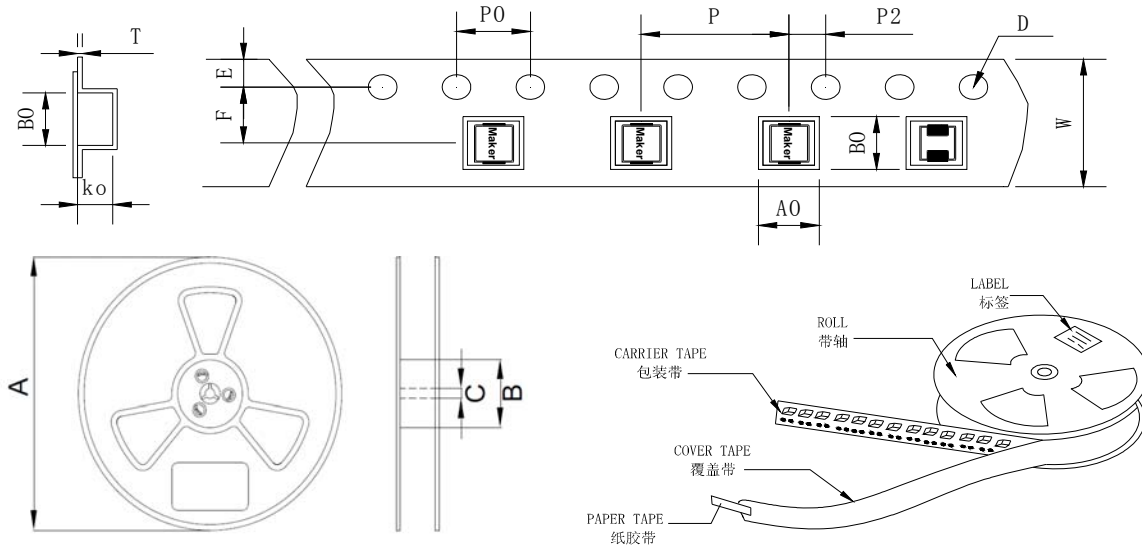
| PART NUMBER | INDUCTANCE (μ H) | DCR ($m\Omega$) @25 $^{\circ}$ C | | Saturation Current DC Amps. Isat (A) | Heat Rating Current DC Amps. Irms (A) |
|------------------------|--------------------------|------------------------------------|---------|--|---|
| | | Typical | Maximum | Typical | Typical |
| CKST1707-1 μ H/M | 1 \pm 20% | 1.5 | 1.9 | 55.5 | 32.0 |
| CKST1707-1.5 μ H/M | 1.5 \pm 20% | 2.1 | 2.8 | 40.0 | 23.0 |
| CKST1707-2.2 μ H/M | 2.2 \pm 20% | 2.3 | 3.0 | 40.0 | 18.0 |
| CKST1707-3.3 μ H/M | 3.3 \pm 20% | 2.9 | 3.2 | 35.0 | 15.0 |
| CKST1707-4.7 μ H/M | 4.7 \pm 20% | 4.4 | 5.8 | 30.0 | 13.0 |
| CKST1707-6.8 μ H/M | 6.8 \pm 20% | 6.2 | 8.0 | 22.5 | 10.5 |
| CKST1707-8.2 μ H/M | 8.2 \pm 20% | 10.0 | 13.0 | 20.0 | 9.5 |
| CKST1707-10 μ H/M | 10 \pm 20% | 10.0 | 13.0 | 19.0 | 9.5 |
| CKST1707-15 μ H/M | 15 \pm 20% | 16.5 | 22.0 | 14.0 | 9.0 |
| CKST1707-22 μ H/M | 22 \pm 20% | 20.0 | 26.0 | 12.0 | 8.5 |
| CKST1707-33 μ H/M | 33 \pm 20% | 30.0 | 38.5 | 10.7 | 8.0 |
| CKST1707-47 μ H/M | 47 \pm 20% | 43.0 | 53.0 | 8.7 | 6.0 |
| CKST1707-56 μ H/M | 56 \pm 20% | 55.0 | 60.5 | 7.2 | 5.2 |
| CKST1707-68 μ H/M | 68 \pm 20% | 58.0 | 79.0 | 6.1 | 4.5 |
| CKST1707-100 μ H/M | 100 \pm 20% | 103.0 | 123.0 | 5.0 | 4.0 |

Remark: ● All test data is reference to 25 $^{\circ}$ C ambient.

- Test Condition: 100kHz, 1Vrms
- Isat : DC current (A) that will cause L0 to drop approximately 30% Typ.
- Irms: DC current (A) that will cause an approximate Δ T of 40 $^{\circ}$ C
- Operat between temperature range -40 $^{\circ}$ C to +125 $^{\circ}$ C(Including self - temperature rise)
- Absolute maximum voltage: DC 75V



● **PACKAGING SPECIFICATION :**



| Type | Tape Dimension (mm) | | | | | | Reel Dimension (mm) | | | Quantity (Pcs/Reel) | Quantity (Pcs/Carton) |
|------------|---------------------|------|------|-----|-----|------|---------------------|-----|----|---------------------|-----------------------|
| | W | A0 | B0 | K0 | DO | P | A | B | C | | |
| CKST201210 | 8.0 | 1.5 | 2.35 | 1.2 | 1.5 | 4.0 | 178 | 58 | 13 | 3000 | 75K |
| CKST201610 | 8.0 | 1.95 | 2.35 | 1.2 | 1.5 | 4.0 | 178 | 58 | 13 | 3000 | 75K |
| CKST252010 | 8.0 | 2.3 | 2.8 | 1.2 | 1.5 | 4.0 | 178 | 58 | 13 | 3000 | 75K |
| CKST252012 | 8.0 | 2.3 | 2.8 | 1.5 | 1.5 | 4.0 | 178 | 58 | 13 | 3000 | 75K |
| CKST322512 | 8.0 | 2.8 | 3.5 | 1.5 | 1.5 | 4.0 | 178 | 58 | 13 | 2000 | 50K |
| CKST353220 | 12.0 | 3.7 | 3.9 | 2.2 | 1.5 | 8.0 | 330 | 100 | 13 | 3000 | 18K |
| CKSTT0410 | 12.0 | 4.5 | 4.5 | 1.3 | 1.5 | 8.0 | 330 | 100 | 13 | 3000 | 18K |
| CKST04012P | 12.0 | 4.4 | 4.9 | 1.5 | 1.5 | 8.0 | 330 | 100 | 13 | 3000 | 18K |
| CKST0402 | 12.0 | 4.4 | 5.2 | 2.2 | 1.5 | 8.0 | 330 | 100 | 13 | 3000 | 18K |
| CKST0502 | 16.0 | 5.6 | 6.0 | 2.2 | 1.5 | 12.0 | 330 | 100 | 13 | 2000 | 12K |
| CKST0503 | 16.0 | 5.6 | 6.0 | 3.3 | 1.5 | 12.0 | 330 | 100 | 13 | 1500 | 9K |
| CKST0603 | 16.0 | 7.2 | 8.0 | 3.3 | 1.5 | 12.0 | 330 | 100 | 13 | 1500 | 9K |
| CKST0605 | 16.0 | 7.2 | 8.0 | 5.5 | 1.5 | 12.0 | 330 | 100 | 13 | 1000 | 6K |
| CKST1003 | 24.0 | 10.7 | 11.4 | 3.3 | 1.5 | 16.0 | 330 | 100 | 13 | 1000 | 4K |
| CKST1004 | 24.0 | 10.7 | 11.4 | 4.3 | 1.5 | 16.0 | 330 | 100 | 13 | 1000 | 4K |
| CKST1005 | 24.0 | 10.7 | 11.4 | 5.5 | 1.5 | 16.0 | 330 | 100 | 13 | 800 | 3.2K |
| CKST1205 | 24.0 | 13.2 | 13.4 | 5.5 | 1.5 | 20.0 | 330 | 100 | 13 | 400 | 1.6K |
| CKST1206 | 24.0 | 13.2 | 13.4 | 6.8 | 1.5 | 20.0 | 330 | 100 | 13 | 400 | 1.6K |
| CKST1707 | 32.0 | 18.0 | 18.8 | 7.5 | 1.5 | 24.0 | 330 | 100 | 13 | 300 | 1.2K |



MODIFY RECORD

| Version | Date | Content | Prepared | Approved |
|---------|------------|---|----------|----------|
| A0 | 2017/9/1 | 新版发行 | 贺军 | 肖中华 |
| A1 | 2017/12/1 | 新增1003系列 | 贺军 | 肖中华 |
| A2 | 2018/6/15 | 新增1707系列 | 贺军 | 肖中华 |
| A3 | 2018/9/20 | 新增0502系列 | 贺军 | 肖中华 |
| A4 | 2021/4/21 | 变更CKST05系列载带宽度为16mm | 万芳中 | 王其良 |
| A5 | 2021/5/26 | 增加CKST04012P,06012P,自制201610目录 | 万芳中 | 王其良 |
| B0 | 2021/8/5 | 增加CKST0401P,05012,06015,自制252010,252012目录 | 万芳中 | 王其良 |
| B1 | 2021/12/10 | 修改CKST20,25特性(上1版本为仿真,此版本为实测值),新增CKST322512,删除CKST0410,0612,0615(不具备量产) | 万芳中 | 王其良 |
| B2 | 2022/2/9 | 修改CKST201610-1uH/M电阻,从45mΩ Max变更为49mΩ Max | 万芳中 | 王其良 |
| B3 | 2022/4/9 | 增加CKST353220,CKSTT0410系列 | 万芳中 | 王其良 |

X-ON Electronics

Largest Supplier of Electrical and Electronic Components

Click to view similar products for [Fixed Inductors](#) category:

Click to view products by [CENKER](#) manufacturer:

Other Similar products are found below :

[CR32NP-151KC](#) [CR32NP-180KC](#) [CR32NP-181KC](#) [CR32NP-1R5MC](#) [CR32NP-390KC](#) [CR32NP-3R9MC](#) [CR32NP-680KC](#) [CR32NP-820KC](#) [CR32NP-8R2MC](#) [CR43NP-390KC](#) [CR43NP-560KC](#) [CR43NP-680KC](#) [CR54NP-181KC](#) [CR54NP-470LC](#) [CR54NP-820KC](#) [CR54NP-8R5MC](#) [70F224AI](#) [MGDQ4-00004-P](#) [MHL1ECTTP18NJ](#) [MHQ1005P10NJ](#) [MHQ1005P1N0S](#) [MHQ1005P2N4S](#) [MHQ1005P3N6S](#) [MHQ1005P5N1S](#) [MHQ1005P8N2J](#) [PE-51506NL](#) [PE-53601NL](#) [PE-53602NL](#) [PE-53630NL](#) [PE-53824SNLT](#) [PE-92100NL](#) [PG0434.801NLT](#) [PG0936.113NLT](#) [9220-20](#) [9310-16](#) [PM06-2N7](#) [PM06-39NJ](#) [A01TK](#) [1206CS-471XJ](#) [HC2LP-R47-R](#) [HC2-R47-R](#) [HC3-2R2-R](#) [HCF1305-3R3-R](#) [1206CS-151XG](#) [RCH664NP-140L](#) [RCH664NP-4R7M](#) [RCH8011NP-221L](#) [RCP1317NP-332L](#) [RCP1317NP-391L](#) [RCR1010NP-470M](#)