




● **FEATURES 特性**

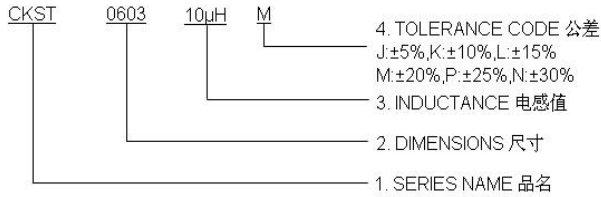
- 1.磁屏蔽结构,闭合磁路,抗电磁干扰强,超低蜂鸣声,可高密度安装.
- 2.小体积,大电流,范围可到60A,在高频和高温环境下保持优良的温升电流及饱和电流特性.
- 3.低损耗合金粉末压铸,低电阻.结构牢固,产品精准度高.
- 4.工作频率范围广,可达5MHz以上. 无卤环保产品.



● **APPLICATIONS 用途**

PAD,笔记本电脑,台式机,服务器,音箱,网通,安防,手机,智能家居等

● **PART NUMBERING SYSTEM 品名系统**



● **SHAPES AND DIMENSIONS 外形尺寸 (Unit:mm)**

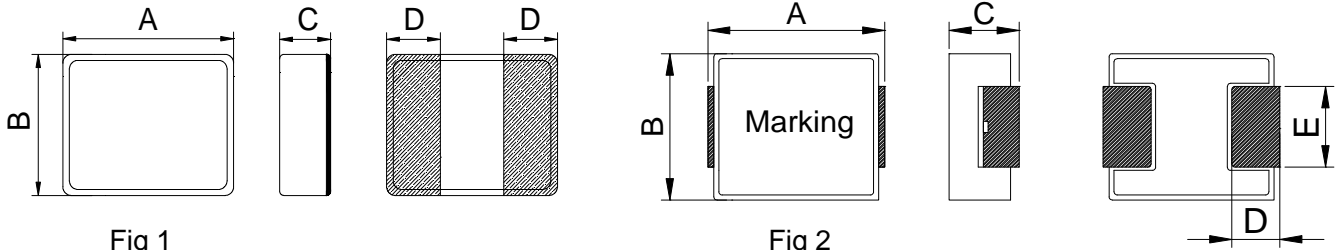


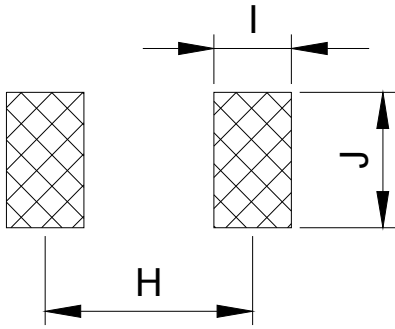
Fig 1

Fig 2

| TYPE(型号)   | A         | B         | C       | D        | E               | Fig |
|------------|-----------|-----------|---------|----------|-----------------|-----|
| CKST201210 | 2.0±0.2   | 1.2±0.2   | 1.0 Max | 0.6±0.3  | /               | 1   |
| CKST201610 | 2.0±0.2   | 1.6±0.2   | 1.0 Max | 0.6±0.3  | /               | 1   |
| CKST252010 | 2.5±0.2   | 2.0±0.2   | 1.0 Max | 0.8±0.3  | /               | 1   |
| CKST252012 | 2.5±0.2   | 2.0±0.2   | 1.2 Max | 0.8±0.3  | /               | 1   |
| CKST322512 | 3.2±0.2   | 2.5±0.2   | 1.2 Max | 0.8±0.3  | /               | 1   |
| CKST353220 | 3.5±0.2   | 3.2±0.2   | 2.0 Max | 0.7±0.2  | /               | 1   |
| CKSTT0410  | 4.0±0.3   | 4.0±0.3   | 1.0 Max | 1.1±0.3  | /               | 1   |
| CKST04012P | 4.4±0.35  | 4.2±0.25  | 1.2 Max | 0.8±0.3  | 2.0±0.3         | 2   |
| CKST0402   | 4.6±0.25  | 4.1±0.35  | 2.0 Max | 0.76±0.3 | 1.5±0.3         | 2   |
| CKST0502   | 5.7±0.25  | 5.1±0.35  | 2.0 Max | 1.3±0.3  | 2.3±0.3         | 2   |
| CKST0503   | 5.7±0.25  | 5.1±0.35  | 3.0 Max | 1.3±0.3  | 2.3±0.3         | 2   |
| CKST0603   | 7.4 Max   | 6.6±0.2   | 3.0 Max | 1.6±0.3  | 3.0±0.2         | 2   |
| CKST0605   | 7.5 Max   | 6.6±0.2   | 5.0 Max | 1.6±0.3  | 3.0±0.2         | 2   |
| CKST1003   | 11.6 Max. | 10.1±0.3  | 3.0 Max | 2.5±0.5  | 3.0±0.5         | 2   |
| CKST1004   | 11.6 Max. | 10.1±0.3  | 4.0 Max | 2.5±0.5  | 3.0±0.5         | 2   |
| CKST1005   | 11.6 Max. | 10.1±0.3  | 5.0 Max | 2.5±0.5  | 3.0±0.5         | 2   |
| CKST1205   | 13.8 Max. | 12.6±0.3  | 5.0 Max | 2.7±0.7  | 3.0±0.5/3.5±0.5 | 2   |
| CKST1206   | 13.8 Max. | 12.6±0.3  | 6.0 Max | 2.7±0.7  | 3.0±0.5/3.5±0.5 | 2   |
| CKST1707   | 17.5±1.0  | 17.5 Max. | 7.0 Max | 2.5±0.5  | 11.94±0.3       | 2   |



● Recommended patterns



| TYPE(型号)   | H    | I    | J    |
|------------|------|------|------|
| CKST201210 | 1.5  | 1    | 1.5  |
| CKST201610 | 1.5  | 1    | 1.8  |
| CKST252010 | 2    | 1.2  | 2.2  |
| CKST252012 | 2    | 1.2  | 2.2  |
| CKST322512 | 2.5  | 1.2  | 2.9  |
| CKST353220 | 3    | 1    | 3.5  |
| CKSTT0410  | 3.5  | 1.5  | 4.5  |
| CKST04012P | 3.7  | 1.26 | 2.5  |
| CKST0402   | 3.7  | 1.26 | 2.5  |
| CKST0502   | 4.1  | 1.9  | 2.8  |
| CKST0503   | 4.1  | 1.9  | 2.8  |
| CKST0603   | 6.05 | 2.35 | 3.5  |
| CKST0605   | 6.05 | 2.35 | 3.5  |
| CKST1003   | 9.5  | 3.5  | 4.0  |
| CKST1004   | 9.5  | 3.5  | 4.0  |
| CKST1005   | 9.5  | 3.5  | 4.0  |
| CKST1205   | 10.5 | 4    | 5.5  |
| CKST1206   | 10.5 | 4    | 5.5  |
| CKST1707   | 13.8 | 3.4  | 12.6 |



● SPECIFICATION TABLE:

| PART NUMBER         | INDUCTANCE (μH) | DCR (mΩ) @25℃ |         | Saturation Current DC Amps. Isat (A) |         | Heat Rating Current DC Amps. Irms (A) |         |
|---------------------|-----------------|---------------|---------|--------------------------------------|---------|---------------------------------------|---------|
|                     |                 | Typical       | Maximum | Typical                              | Maximum | Typical                               | Maximum |
| CKST201210-0.47uH/M | 0.47±20%        | 26.0          | 31.0    | 6.1                                  | 5.4     | 4.3                                   | 4.0     |
| CKST201210-1uH/M    | 1±20%           | 60.0          | 70.0    | 4.2                                  | 3.5     | 3.6                                   | 3.0     |
| CKST201210-2.2uH/M  | 2.2±20%         | 125.0         | 145.0   | 2.7                                  | 2.4     | 2.2                                   | 2.0     |

● SPECIFICATION TABLE:

| PART NUMBER         | INDUCTANCE (μH) | DCR (mΩ) @25℃ |         | Saturation Current DC Amps. Isat (A) |         | Heat Rating Current DC Amps. Irms (A) |         |
|---------------------|-----------------|---------------|---------|--------------------------------------|---------|---------------------------------------|---------|
|                     |                 | Typical       | Maximum | Typical                              | Maximum | Typical                               | Maximum |
| CKST201610-0.24uH/M | 0.24±20%        | 18.0          | 21.0    | 6.7                                  | 6.1     | 5.5                                   | 5.0     |
| CKST201610-0.33uH/M | 0.33±20%        | 20.0          | 23.0    | 6.5                                  | 6.0     | 5.3                                   | 4.7     |
| CKST201610-0.47uH/M | 0.47±20%        | 23.0          | 28.0    | 5.6                                  | 5.0     | 5.0                                   | 4.5     |
| CKST201610-0.68uH/M | 0.68±20%        | 30.0          | 35.0    | 5.1                                  | 4.8     | 4.3                                   | 3.8     |
| CKST201610-1uH/M    | 1±20%           | 43.0          | 49.0    | 4.2                                  | 4.0     | 4.0                                   | 3.4     |
| CKST201610-1.5uH/M  | 1.5±20%         | 66.0          | 74.0    | 3.5                                  | 3.2     | 3.2                                   | 2.8     |
| CKST201610-2.2uH/M  | 2.2±20%         | 94.0          | 110.0   | 3.0                                  | 2.7     | 2.7                                   | 2.5     |
| CKST201610-3.3uH/M  | 3.3±20%         | 188.0         | 216.0   | 2.2                                  | 2.0     | 1.8                                   | 1.5     |
| CKST201610-4.7uH/M  | 4.7±20%         | 250.0         | 280.0   | 2.0                                  | 1.7     | 1.4                                   | 1.2     |

**Remark:** ● All test data is reference to 25℃ ambient.

- Test Condition: 1MHz, 1Vrms
- Isat: Max.Value, DC current at which the inductance drops less than 30% from its value without current; Typ. Value, DC current at which the inductance drops 30% from its value without current.
- Irms: For Max. Value, ΔT<40℃; for Typ. Value, ΔT is approximate 40℃.
- Operat between temperature range -40℃ to +125℃(Including self - temperature rise)
- Absolute maximum voltage: DC 25V



● SPECIFICATION TABLE:

| PART NUMBER         | INDUCTANCE (μH) | DCR (mΩ) @25°C |         | Saturation Current DC Amps. Isat (A) |         | Heat Rating Current DC Amps. Irms (A) |         |
|---------------------|-----------------|----------------|---------|--------------------------------------|---------|---------------------------------------|---------|
|                     |                 | Typical        | Maximum | Typical                              | Maximum | Typical                               | Maximum |
| CKST252010-0.22uH/M | 0.22±20%        | 15.0           | 19.0    | 8.3                                  | 8.0     | 5.7                                   | 5.1     |
| CKST252010-0.33uH/M | 0.33±20%        | 21.0           | 24.0    | 7.3                                  | 6.5     | 5.0                                   | 4.5     |
| CKST252010-0.47uH/M | 0.47±20%        | 23.0           | 27.0    | 6.1                                  | 5.6     | 4.8                                   | 4.3     |
| CKST252010-0.68uH/M | 0.68±20%        | 25.0           | 30.0    | 5.7                                  | 5.0     | 4.5                                   | 4.0     |
| CKST252010-1uH/M    | 1±20%           | 40.0           | 46.0    | 4.5                                  | 4.0     | 3.7                                   | 3.4     |
| CKST252010-1.5uH/M  | 1.5±20%         | 60.0           | 69.0    | 4.1                                  | 3.2     | 3.3                                   | 3.0     |
| CKST252010-2.2uH/M  | 2.2±20%         | 82.0           | 94.0    | 3.5                                  | 3.0     | 2.5                                   | 2.2     |
| CKST252010-4.7uH/M  | 4.7±20%         | 223.0          | 256.0   | 2.3                                  | 2.0     | 1.36                                  | 1.22    |
| CKST252010L-4.7uH/M | 4.7±20%         | 209.0          | 230.0   | 2.1                                  | 1.8     | 1.6                                   | 1.4     |
| CKST252010-6.8uH/M  | 6.8±20%         | 251.0          | 290.0   | 2.1                                  | 1.8     | 1.3                                   | 1.1     |
| CKST252010-10uH/M   | 10±20%          | 388.0          | 450.0   | 1.5                                  | 1.3     | 1.2                                   | 1.0     |

● SPECIFICATION TABLE:

| PART NUMBER         | INDUCTANCE (μH) | DCR (mΩ) @25°C |         | Saturation Current DC Amps. Isat (A) |         | Heat Rating Current DC Amps. Irms (A) |         |
|---------------------|-----------------|----------------|---------|--------------------------------------|---------|---------------------------------------|---------|
|                     |                 | Typical        | Maximum | Typical                              | Maximum | Typical                               | Maximum |
| CKST252012-0.24uH/M | 0.24±20%        | 16.0           | 19.0    | 9.0                                  | 8.5     | 6.4                                   | 5.6     |
| CKST252012-0.33uH/M | 0.33±20%        | 16.0           | 19.0    | 7.5                                  | 6.6     | 6.4                                   | 5.6     |
| CKST252012-0.47uH/M | 0.47±20%        | 21.0           | 24.0    | 6.5                                  | 5.7     | 4.7                                   | 4.2     |
| CKST252012-0.68uH/M | 0.68±20%        | 23.0           | 30.0    | 5.3                                  | 4.6     | 4.5                                   | 4.0     |
| CKST252012-1uH/M    | 1±20%           | 32.0           | 36.0    | 4.8                                  | 4.3     | 4.1                                   | 3.6     |
| CKST252012-1.5uH/M  | 1.5±20%         | 46.0           | 53.0    | 4.2                                  | 3.6     | 3.7                                   | 3.4     |
| CKST252012-2.2uH/M  | 2.2±20%         | 70.0           | 84.0    | 3.5                                  | 3.0     | 2.7                                   | 2.4     |
| CKST252012-3.3uH/M  | 3.3±20%         | 100.0          | 120.0   | 2.5                                  | 2.2     | 2.0                                   | 1.7     |
| CKST252012-4.7uH/M  | 4.7±20%         | 144.0          | 167.0   | 2.4                                  | 2.0     | 1.8                                   | 1.6     |
| CKST252012-6.8uH/M  | 6.8±20%         | 234.0          | 269.0   | 1.9                                  | 1.5     | 1.6                                   | 1.4     |
| CKST252012-10uH/M   | 10±20%          | 310.0          | 360.0   | 1.7                                  | 1.5     | 1.4                                   | 1.2     |

Remark: ● All test data is reference to 25°C ambient.

- Test Condition: 1MHz, 1Vrms
- Isat: Max.Value, DC current at which the inductance drops less than 30% from its value without current; Typ. Value, DC current at which the inductance drops 30% from its value without current.
- Irms: For Max. Value, ΔT<40°C; for Typ. Value, ΔT is approximate 40°C.
- Operat between temperature range -40°C to +125°C(Including self - temperature rise)
- Absolute maximum voltage: DC 25V



● SPECIFICATION TABLE:

| PART NUMBER         | INDUCTANCE (μH) | DCR (mΩ) @25℃ |         | Saturation Current DC Amps. Isat (A) |         | Heat Rating Current DC Amps. Irms (A) |         |
|---------------------|-----------------|---------------|---------|--------------------------------------|---------|---------------------------------------|---------|
|                     |                 | Typical       | Maximum | Typical                              | Maximum | Typical                               | Maximum |
| CKST322512-0.47uH/M | 0.47±20%        | 16.0          | 19.0    | 8.2                                  | 7.5     | 7.0                                   | 6.5     |
| CKST322512-1uH/M    | 1±20%           | 26.0          | 30.0    | 6.5                                  | 5.7     | 5.5                                   | 5.0     |
| CKST322512-1.5uH/M  | 1.5±20%         | 38.0          | 44.0    | 5.0                                  | 4.5     | 4.5                                   | 4.0     |
| CKST322512-2.2uH/M  | 2.2±20%         | 58.0          | 67.0    | 4.5                                  | 4.0     | 4.1                                   | 3.7     |
| CKST322512-3.3uH/M  | 3.3±20%         | 77.0          | 88.0    | 3.6                                  | 3.3     | 3.3                                   | 3.0     |
| CKST322512-4.7uH/M  | 4.7±20%         | 102.0         | 115.0   | 3.0                                  | 2.7     | 3.0                                   | 2.6     |
| CKST322512-6.8uH/M  | 6.8±20%         | 180.0         | 207.0   | 2.8                                  | 2.4     | 1.6                                   | 1.3     |
| CKST322512-10uH/M   | 10±20%          | 250.0         | 288.0   | 1.9                                  | 1.5     | 1.0                                   | 0.9     |

● SPECIFICATION TABLE:

| PART NUMBER         | INDUCTANCE (μH) | DCR (mΩ) @25℃ |         | Saturation Current DC Amps. Isat (A) |         | Heat Rating Current DC Amps. Irms (A) |         |
|---------------------|-----------------|---------------|---------|--------------------------------------|---------|---------------------------------------|---------|
|                     |                 | Typical       | Maximum | Typical                              | Maximum | Typical                               | Maximum |
| CKST353220-0.47uH/M | 0.47±20%        | 13.0          | 15.0    | 11.0                                 | 9.0     | 8.5                                   | 8.0     |
| CKST353220-1uH/M    | 1±20%           | 20.0          | 24.0    | 7.5                                  | 7.0     | 7.0                                   | 6.6     |
| CKST353220-1.5uH/M  | 1.5±20%         | 28.0          | 33.0    | 7.1                                  | 6.6     | 5.5                                   | 5.2     |
| CKST353220-2.2uH/M  | 2.2±20%         | 33.0          | 40.0    | 6.0                                  | 5.5     | 5.0                                   | 4.5     |
| CKST353220-3.3uH/M  | 3.3±20%         | 58.0          | 64.0    | 5.5                                  | 5.0     | 4.0                                   | 3.5     |
| CKST353220-4.7uH/M  | 4.7±20%         | 70.0          | 80.0    | 4.2                                  | 3.7     | 3.5                                   | 3.2     |
| CKST353220-6.8uH/M  | 6.8±20%         | 151.0         | 174.0   | 3.3                                  | 2.8     | 2.9                                   | 2.6     |
| CKST353220-10uH/M   | 10±20%          | 175.0         | 200.0   | 3.0                                  | 2.5     | 2.6                                   | 2.3     |

**Remark:** ● All test data is reference to 25℃ ambient.

- Test Condition: 1MHz, 1Vrms
- Isat: Max.Value, DC current at which the inductance drops less than 30% from its value without current; Typ. Value, DC current at which the inductance drops 30% from its value without current.
- Irms: For Max. Value, ΔT<40℃; for Typ. Value, ΔT is approximate 40℃.
- Operat between temperature range -40℃ to +125℃(Including self - temperature rise)
- Absolute maximum voltage: DC 25V



● SPECIFICATION TABLE:

| PART NUMBER        | INDUCTANCE (μH) | DCR (mΩ) @25°C |         | Saturation Current DC Amps. Isat (A) |         | Heat Rating Current DC Amps. Irms (A) |         |
|--------------------|-----------------|----------------|---------|--------------------------------------|---------|---------------------------------------|---------|
|                    |                 | Typical        | Maximum | Typical                              | Maximum | Typical                               | Maximum |
| CKSTT0410-0.47uH/M | 0.47±20%        | 17.0           | 20.0    | 8.5                                  | 7.5     | 7.5                                   | 6.5     |
| CKSTT0410-1uH/M    | 1±20%           | 33.0           | 38.0    | 6.5                                  | 5.5     | 3.7                                   | 3.4     |
| CKSTT0410-2.2uH/M  | 2.2±20%         | 58.0           | 67.0    | 5.3                                  | 4.7     | 3.6                                   | 3.2     |
| CKSTT0410-4.7uH/M  | 4.7±20%         | 124.0          | 143.0   | 3.5                                  | 3.0     | 2.8                                   | 2.5     |
| CKSTT0410-6.8uH/M  | 6.8±20%         | 155.0          | 180.0   | 3.0                                  | 2.5     | 2.3                                   | 2.1     |
| CKSTT0410-10uH/M   | 10±20%          | 210.0          | 245.0   | 2.4                                  | 2.0     | 2.1                                   | 1.9     |

● SPECIFICATION TABLE:

| PART NUMBER         | INDUCTANCE (μH) | DCR (mΩ) @25°C |         | Saturation Current DC Amps. Isat (A) | Heat Rating Current DC Amps. Irms (A) |
|---------------------|-----------------|----------------|---------|--------------------------------------|---------------------------------------|
|                     |                 | Typical        | Maximum | Typical                              | Typical                               |
| CKST04012P-0.15uH/M | 0.15±20%        | 8.0            | 9.0     | 12.0                                 | 6.8                                   |
| CKST04012P-0.22uH/M | 0.22±20%        | 8.3            | 11.0    | 8.8                                  | 6.5                                   |
| CKST04012P-0.33uH/M | 0.33±20%        | 13.5           | 19.0    | 6.7                                  | 5.7                                   |
| CKST04012P-0.47uH/M | 0.47±20%        | 16.0           | 21.0    | 5.4                                  | 5.2                                   |
| CKST04012P-0.68uH/M | 0.68±20%        | 21.0           | 36.0    | 4.8                                  | 4.2                                   |
| CKST04012P-1uH/M    | 1±20%           | 40.0           | 47.0    | 4.4                                  | 3.8                                   |
| CKST04012P-1.5uH/M  | 1.5±20%         | 50.0           | 75.0    | 3.2                                  | 2.7                                   |
| CKST04012P-2.2uH/M  | 2.2±20%         | 73.0           | 83.0    | 2.4                                  | 2.2                                   |

**Remark:** ● All test data is reference to 25°C ambient.

- Test Condition: 1MHz, 1Vrms
- Isat: Max.Value, DC current at which the inductance drops less than 30% from its value without current; Typ. Value, DC current at which the inductance drops 30% from its value without current.
- Irms: For Max. Value, ΔT<40°C; for Typ. Value, ΔT is approximate 40°C.
- Operat between temperature range -40°C to +125°C(Including self - temperature rise)
- Absolute maximum voltage: DC 25V



● SPECIFICATION TABLE:

| PART NUMBER       | INDUCTANCE (μH) | DCR (mΩ) @25℃ |         | Saturation Current DC Amps. Isat (A) | Heat Rating Current DC Amps. Irms (A) |
|-------------------|-----------------|---------------|---------|--------------------------------------|---------------------------------------|
|                   |                 | Typical       | Maximum | Typical                              | Typical                               |
| CKST0402-0.1uH/N  | 0.1±30%         | 3.5           | 4.0     | 25.0                                 | 12.0                                  |
| CKST0402-0.22uH/M | 0.22±20%        | 6.0           | 6.6     | 12.5                                 | 9.0                                   |
| CKST0402-0.33uH/M | 0.33±20%        | 8.7           | 12.5    | 11.0                                 | 8.0                                   |
| CKST0402-0.47uH/M | 0.47±20%        | 12.5          | 14.0    | 10.0                                 | 7.0                                   |
| CKST0402-0.56uH/M | 0.56±20%        | 14.0          | 16.0    | 8.0                                  | 6.5                                   |
| CKST0402-0.68uH/M | 0.68±20%        | 16.0          | 18.0    | 8.0                                  | 5.2                                   |
| CKST0402-1uH/M    | 1±20%           | 24.0          | 27.0    | 7.0                                  | 4.5                                   |
| CKST0402-1.5uH/M  | 1.5±20%         | 38.0          | 46.0    | 6.0                                  | 4.0                                   |
| CKST0402-2.2uH/M  | 2.2±20%         | 52.0          | 58.0    | 5.0                                  | 3.0                                   |
| CKST0402-3.3uH/M  | 3.3±20%         | 74.0          | 87.0    | 4.0                                  | 2.5                                   |
| CKST0402-4.7uH/M  | 4.7±20%         | 100.0         | 126.0   | 3.0                                  | 2.2                                   |
| CKST0402-6.8uH/M  | 6.8±20%         | 162.0         | 178.0   | 2.5                                  | 2.0                                   |
| CKST0402-8.2uH/M  | 8.2±20%         | 188.0         | 216.0   | 2.2                                  | 1.8                                   |
| CKST0402-10uH/M   | 10±20%          | 256.0         | 294.0   | 2.0                                  | 1.2                                   |

● SPECIFICATION TABLE:

| PART NUMBER       | INDUCTANCE (μH) | DCR (mΩ) @25℃ |         | Saturation Current DC Amps. Isat (A) | Heat Rating Current DC Amps. Irms (A) |
|-------------------|-----------------|---------------|---------|--------------------------------------|---------------------------------------|
|                   |                 | Typical       | Maximum | Typical                              | Typical                               |
| CKST0502-0.47uH/M | 0.47±20%        | 7.2           | 10.0    | 12.0                                 | 7.5                                   |
| CKST0502-0.68uH/M | 0.68±20%        | 10.0          | 18.0    | 10.0                                 | 6.5                                   |
| CKST0502-1uH/M    | 1±20%           | 14.0          | 20.0    | 9.0                                  | 6.0                                   |
| CKST0502-1.5uH/M  | 1.5±20%         | 26.0          | 35.0    | 6.5                                  | 5.5                                   |
| CKST0502-2.2uH/M  | 2.2±20%         | 32.0          | 45.0    | 6.0                                  | 4.0                                   |
| CKST0502-3.3uH/M  | 3.3±20%         | 68.0          | 80.0    | 5.0                                  | 3.5                                   |
| CKST0502-4.7uH/M  | 4.7±20%         | 82.0          | 95.0    | 4.0                                  | 3.0                                   |
| CKST0502-5.6uH/M  | 5.6±20%         | 90.0          | 108.0   | 3.8                                  | 2.9                                   |
| CKST0502-6.8uH/M  | 6.8±20%         | 108.0         | 130.0   | 3.5                                  | 2.8                                   |
| CKST0502-10uH/M   | 10±20%          | 152.0         | 180.0   | 2.8                                  | 2.3                                   |

**Remark:** ● All test data is reference to 25℃ ambient.

- Test Condition: 100kHz, 1Vrms
- Isat : DC current (A) that will cause L0 to drop approximately 30% Typ.
- Irms: DC current (A) that will cause an approximate ΔT of 40℃
- Operat between temperature range -40℃ to +125℃(Including self - temperature rise)
- Absolute maximum voltage: DC 75V



● SPECIFICATION TABLE:

| PART NUMBER       | INDUCTANCE<br>( $\mu$ H) | DCR ( $m\Omega$ ) @25 $^{\circ}$ C |         | Saturation<br>Current DC<br>Amps. Isat (A) | Heat Rating<br>Current DC<br>Amps. Irms (A) |
|-------------------|--------------------------|------------------------------------|---------|--|---|
|                   |                          | Typical                            | Maximum | Typical                                    | Typical                                     |
| CKST0503-0.22uH/M | 0.22 $\pm$ 20%           | 3.6                                | 4.5     | 28.0                                       | 16.0  |
| CKST0503-0.33uH/M | 0.33 $\pm$ 20%           | 5.0                                | 7.0     | 18.0                                       | 14.0  |
| CKST0503-0.47uH/M | 0.47 $\pm$ 20%           | 6.5                                | 7.5     | 12.0                                       | 10.0  |
| CKST0503-0.68uH/M | 0.68 $\pm$ 20%           | 11.0                               | 12.0    | 12.0                                       | 8.0   |
| CKST0503-1uH/M    | 1 $\pm$ 20%              | 13.0                               | 15.0    | 9.0  | 7.0   |
| CKST0503-1.2uH/M  | 1.2 $\pm$ 20%            | 14.0                               | 15.0    | 8.8  | 6.5   |
| CKST0503-1.5uH/M  | 1.5 $\pm$ 20%            | 17.0                               | 25.0    | 8.5  | 6.0   |
| CKST0503-2.2uH/M  | 2.2 $\pm$ 20%            | 27.0                               | 35.0    | 8.0  | 5.5   |
| CKST0503-3.3uH/M  | 3.3 $\pm$ 20%            | 35.0                               | 46.0    | 6.0  | 4.5   |
| CKST0503-4.7uH/M  | 4.7 $\pm$ 20%            | 50.0                               | 60.0    | 5.0  | 4.0   |
| CKST0503-6.8uH/M  | 6.8 $\pm$ 20%            | 69.0                               | 86.0    | 4.5  | 3.5   |
| CKST0503-8.2uH/M  | 8.2 $\pm$ 20%            | 80.0                               | 105.0   | 4.0  | 3.3   |
| CKST0503-10uH/M   | 10 $\pm$ 20%             | 115.0                              | 126.0   | 3.5  | 2.5   |
| CKST0503-15uH/M   | 15 $\pm$ 20%             | 174.0                              | 190.0   | 2.2  | 1.8   |
| CKST0503-22uH/M   | 22 $\pm$ 20%             | 230.0                              | 260.0   | 1.9  | 1.3   |

**Remark:** ● All test data is reference to 25 $^{\circ}$ C ambient.

- Test Condition: 100kHz, 1Vrms
- Isat : DC current (A) that will cause L0 to drop approximately 30% Typ.
- Irms: DC current (A) that will cause an approximate  $\Delta$ T of 40 $^{\circ}$ C
- Operat between temperature range -40 $^{\circ}$ C to +125 $^{\circ}$ C(Including self - temperature rise)
- Absolute maximum voltage: DC 75V





● SPECIFICATION TABLE:

| PART NUMBER       | INDUCTANCE<br>( $\mu$ H) | DCR ( $m\Omega$ ) @25 $^{\circ}$ C |         | Saturation<br>Current DC<br>Amps. Isat (A) | Heat Rating<br>Current DC<br>Amps. Irms (A) |
|-------------------|--------------------------|------------------------------------|---------|--|---|
|                   |                          | Typical                            | Maximum | Typical                                    | Typical                                     |
| CKST0603-0.1uH/N  | 0.1 $\pm$ 30%            | 1.5                                | 1.7     | 60.0                                       | 32.5  |
| CKST0603-0.15uH/M | 0.15 $\pm$ 20%           | 1.9                                | 2.5     | 50.0                                       | 30.0  |
| CKST0603-0.22uH/M | 0.22 $\pm$ 20%           | 2.5                                | 3.0     | 34.0                                       | 23.0  |
| CKST0603-0.33uH/M | 0.33 $\pm$ 20%           | 3.0                                | 3.5     | 25.0                                       | 21.0  |
| CKST0603-0.47uH/M | 0.47 $\pm$ 20%           | 3.5                                | 4.1     | 20.0                                       | 18.0  |
| CKST0603-0.68uH/M | 0.68 $\pm$ 20%           | 5.3                                | 5.9     | 17.0                                       | 16.0  |
| CKST0603-0.82uH/M | 0.82 $\pm$ 20%           | 6.0                                | 7.0     | 16.0                                       | 14.0  |
| CKST0603-1uH/M    | 1 $\pm$ 20%              | 7.0                                | 7.5     | 15.0                                       | 12.0  |
| CKST0603-1.5uH/M  | 1.5 $\pm$ 20%            | 10.6                               | 12.1    | 12.5                                       | 11.0  |
| CKST0603-2.2uH/M  | 2.2 $\pm$ 20%            | 15.5                               | 17.5    | 10.0                                       | 8.0   |
| CKST0603-3.3uH/M  | 3.3 $\pm$ 20%            | 23.0                               | 26.0    | 9.5  | 6.0   |
| CKST0603-4.7uH/M  | 4.7 $\pm$ 20%            | 34.5                               | 38.0    | 6.5  | 5.0   |
| CKST0603-6.8uH/M  | 6.8 $\pm$ 20%            | 47.0                               | 50.0    | 6.0  | 4.5   |
| CKST0603-8.2uH/M  | 8.2 $\pm$ 20%            | 58.5                               | 65.0    | 6.0  | 4.0   |
| CKST0603-10uH/M   | 10 $\pm$ 20%             | 64.0                               | 68.0    | 5.0  | 4.0   |
| CKST0603-15uH/M   | 15 $\pm$ 20%             | 106.0                              | 115.0   | 3.8  | 2.6   |
| CKST0603-22uH/M   | 22 $\pm$ 20%             | 165.0                              | 189.0   | 3.1  | 2.3   |
| CKST0603-33uH/M   | 33 $\pm$ 20%             | 250.0                              | 270.0   | 2.5  | 2.0   |
| CKST0603-47uH/M   | 47 $\pm$ 20%             | 300.0                              | 350.0   | 2.0  | 1.7   |

**Remark:** ● All test data is reference to 25 $^{\circ}$ C ambient.

- Test Condition: 100kHz, 1Vrms
- Isat : DC current (A) that will cause L0 to drop approximately 30% Typ.
- Irms: DC current (A) that will cause an approximate  $\Delta$ T of 40 $^{\circ}$ C
- Operat between temperature range -40 $^{\circ}$ C to +125 $^{\circ}$ C(Including self - temperature rise)
- Absolute maximum voltage: DC 75V



● SPECIFICATION TABLE:

| PART NUMBER            | INDUCTANCE<br>( $\mu$ H) | DCR ( $m\Omega$ ) @25 $^{\circ}$ C |         | Saturation<br>Current DC<br>Amps. Isat (A) | Heat Rating<br>Current DC<br>Amps. Irms (A) |
|------------------------|--------------------------|------------------------------------|---------|--|---|
|                        |                          | Typical                            | Maximum | Typical                                    | Typical                                     |
| CKST0605-1 $\mu$ H/M   | 1 $\pm$ 20%              | 5.6                                | 6.5     | 13.0                                       | 12.0  |
| CKST0605-1.5 $\mu$ H/M | 1.5 $\pm$ 20%            | 7.1                                | 8.5     | 12.0                                       | 10.0  |
| CKST0605-2.2 $\mu$ H/M | 2.2 $\pm$ 20%            | 11.6                               | 13.5    | 10.0                                       | 7.0   |
| CKST0605-3.3 $\mu$ H/M | 3.3 $\pm$ 20%            | 19.6                               | 22.0    | 9.0  | 6.5   |
| CKST0605-4.7 $\mu$ H/M | 4.7 $\pm$ 20%            | 27.0                               | 30.0    | 8.0  | 5.7   |
| CKST0605-6.8 $\mu$ H/M | 6.8 $\pm$ 20%            | 38.0                               | 44.0    | 7.0  | 5.0   |
| CKST0605-10 $\mu$ H/M  | 10 $\pm$ 20%             | 46.0                               | 55.0    | 6.0  | 4.5   |
| CKST0605-15 $\mu$ H/M  | 15 $\pm$ 20%             | 72.0                               | 85.0    | 4.0  | 3.5   |
| CKST0605-22 $\mu$ H/M  | 22 $\pm$ 20%             | 115.0                              | 130.0   | 3.2  | 2.8   |
| CKST0605-33 $\mu$ H/M  | 33 $\pm$ 20%             | 158.0                              | 180.0   | 3.0  | 2.4   |
| CKST0605-47 $\mu$ H/M  | 47 $\pm$ 20%             | 260.0                              | 290.0   | 2.5  | 2.0   |
| CKST0605-68 $\mu$ H/M  | 68 $\pm$ 20%             | 425.0                              | 468.0   | 2.0  | 1.2   |

**Remark:** ● All test data is reference to 25 $^{\circ}$ C ambient.

- Test Condition: 100kHz, 1Vrms
- Isat : DC current (A) that will cause L0 to drop approximately 30% Typ.
- Irms: DC current (A) that will cause an approximate  $\Delta$ T of 40 $^{\circ}$ C
- Operat between temperature range -40 $^{\circ}$ C to +125 $^{\circ}$ C(Including self - temperature rise)
- Absolute maximum voltage: DC 75V



● SPECIFICATION TABLE:

| PART NUMBER         | INDUCTANCE<br>( $\mu$ H) | DCR ( $m\Omega$ ) @25 $^{\circ}$ C |         | Saturation<br>Current DC<br>Amps. Isat (A) | Heat Rating<br>Current DC<br>Amps. Irms (A) |
|---------------------|--------------------------|------------------------------------|---------|--|---|
|                     |                          | Typical                            | Maximum | Typical                                    | Typical                                     |
| CKST1003-0.22uH/M-B | 0.22 $\pm$ 20%           | 1.07                               | 1.2     | 50.0                                       | 30.0  |
| CKST1003-0.33uH/M-B | 0.33 $\pm$ 20%           | 1.3                                | 1.6     | 32.0                                       | 23.0  |
| CKST1003-0.47uH/M-B | 0.47 $\pm$ 20%           | 2.1                                | 2.5     | 26.0                                       | 23.0  |
| CKST1003-0.56uH/M-B | 0.56 $\pm$ 20%           | 2.4                                | 3.0     | 24.0                                       | 22.0  |
| CKST1003-0.68uH/M-B | 0.68 $\pm$ 20%           | 2.9                                | 3.4     | 23.0                                       | 21.0  |
| CKST1003-1uH/M      | 1 $\pm$ 20%              | 5.5                                | 6.0     | 21.0                                       | 15.0  |
| CKST1003-1.5uH/M    | 1.5 $\pm$ 20%            | 6.5                                | 7.5     | 18.0                                       | 12.0  |
| CKST1003-2.2uH/M    | 2.2 $\pm$ 20%            | 8.0                                | 9.0     | 12.0                                       | 11.0  |
| CKST1003-3.3uH/M    | 3.3 $\pm$ 20%            | 14.5                               | 16.0    | 12.0                                       | 9.0   |
| CKST1003-4.7uH/M    | 4.7 $\pm$ 20%            | 20.5                               | 25.0    | 10.0                                       | 7.0   |
| CKST1003-5.6uH/M    | 5.6 $\pm$ 20%            | 27.0                               | 30.0    | 10.0                                       | 6.0   |
| CKST1003-6.8uH/M    | 6.8 $\pm$ 20%            | 30.0                               | 35.0    | 7.5  | 5.5   |
| CKST1003-8.2uH/M    | 8.2 $\pm$ 20%            | 35.0                               | 45.0    | 7.0  | 5.0   |
| CKST1003-10uH/M     | 10 $\pm$ 20%             | 50.0                               | 55.0    | 6.5  | 4.5   |
| CKST1003-15uH/M     | 15 $\pm$ 20%             | 59.0                               | 65.0    | 5.0  | 4.0   |
| CKST1003-22uH/M     | 22 $\pm$ 20%             | 90.0                               | 99.0    | 4.0  | 3.0   |

**Remark:** ● All test data is reference to 25 $^{\circ}$ C ambient.

- Test Condition: 100kHz, 1Vrms
- Isat : DC current (A) that will cause L0 to drop approximately 30% Typ.
- Irms: DC current (A) that will cause an approximate  $\Delta$ T of 40 $^{\circ}$ C
- Operat between temperature range -40 $^{\circ}$ C to +125 $^{\circ}$ C(Including self - temperature rise)
- Absolute maximum voltage: DC 75V



● SPECIFICATION TABLE:

| PART NUMBER         | INDUCTANCE<br>( $\mu$ H) | DCR ( $m\Omega$ ) @25 $^{\circ}$ C |         | Saturation<br>Current DC<br>Amps. Isat (A) | Heat Rating<br>Current DC<br>Amps. Irms (A) |
|---------------------|--------------------------|------------------------------------|---------|--|---|
|                     |                          | Typical                            | Maximum | Typical                                    | Typical                                     |
| CKST1004-0.15uH/N-B | 0.15 $\pm$ 30%           | 0.53                               | 0.65    | 45.0                                       | 75.0  |
| CKST1004-0.22uH/M-B | 0.22 $\pm$ 20%           | 0.9                                | 1.1     | 55.0                                       | 35.0  |
| CKST1004-0.36uH/M-B | 0.36 $\pm$ 20%           | 1.05                               | 1.2     | 42.0                                       | 34.0  |
| CKST1004-0.47uH/M-B | 0.47 $\pm$ 20%           | 1.53                               | 1.68    | 38.0                                       | 28.0  |
| CKST1004-0.56uH/M-B | 0.56 $\pm$ 20%           | 1.6                                | 1.8     | 32.0                                       | 27.0  |
| CKST1004-0.68uH/M-B | 0.68 $\pm$ 20%           | 2.1                                | 2.4     | 30.0                                       | 23.0  |
| CKST1004-0.82uH/M-B | 0.82 $\pm$ 20%           | 2.7                                | 3.9     | 26.0                                       | 20.0  |
| CKST1004-1uH/M-B    | 1 $\pm$ 20%              | 3.0                                | 3.3     | 26.0                                       | 20.0  |
| CKST1004-1.5uH/M-B  | 1.5 $\pm$ 20%            | 3.8                                | 4.2     | 22.0                                       | 16.0  |
| CKST1004-2.2uH/M    | 2.2 $\pm$ 20%            | 6.0                                | 7.0     | 16.0                                       | 14.0  |
| CKST1004-3.3uH/M    | 3.3 $\pm$ 20%            | 10.8                               | 11.8    | 13.0                                       | 11.0  |
| CKST1004-4.7uH/M    | 4.7 $\pm$ 20%            | 14.0                               | 16.5    | 12.0                                       | 8.5   |
| CKST1004-6.8uH/M    | 6.8 $\pm$ 20%            | 22.5                               | 25.0    | 10.0                                       | 8.0   |
| CKST1004-8.2uH/M    | 8.2 $\pm$ 20%            | 25.0                               | 27.0    | 9.0  | 7.5   |
| CKST1004-10uH/M     | 10 $\pm$ 20%             | 27.0                               | 30.0    | 7.0  | 6.5   |
| CKST1004-15uH/M     | 15 $\pm$ 20%             | 40.0                               | 45.0    | 6.0  | 6.3   |
| CKST1004-22uH/M     | 22 $\pm$ 20%             | 60.0                               | 66.0    | 5.5  | 5.0   |
| CKST1004-33uH/M     | 33 $\pm$ 20%             | 85.0                               | 92.0    | 4.5  | 4.0   |
| CKST10045-47uH/M    | 47 $\pm$ 20%             | 130.0                              | 150.0   | 4.0  | 3.0   |
| CKST10045-68uH/M    | 68 $\pm$ 20%             | 192.0                              | 205.0   | 3.0  | 2.3   |

**Remark:** ● All test data is reference to 25 $^{\circ}$ C ambient.

- Test Condition: 100kHz, 1Vrms
- Isat : DC current (A) that will cause L0 to drop approximately 30% Typ.
- Irms: DC current (A) that will cause an approximate  $\Delta$ T of 40 $^{\circ}$ C
- Operat between temperature range -40 $^{\circ}$ C to +125 $^{\circ}$ C(Including self - temperature rise)
- Absolute maximum voltage: DC 75V



● SPECIFICATION TABLE:

| PART NUMBER         | INDUCTANCE<br>( $\mu$ H) | DCR ( $m\Omega$ ) @25 $^{\circ}$ C |         | Saturation<br>Current DC<br>Amps. Isat (A) | Heat Rating<br>Current DC<br>Amps. Irms (A) |
|---------------------|--------------------------|------------------------------------|---------|--|---|
|                     |                          | Typical                            | Maximum | Typical                                    | Typical                                     |
| CKST1005-0.22uH/M-B | 0.22 $\pm$ 20%           | 0.6                                | 0.8     | 65.0                                       | 37.0  |
| CKST1005-1uH/M-B    | 1 $\pm$ 20%              | 2.3                                | 3.0     | 28.0                                       | 19.0  |
| CKST1005-1.5uH/M-B  | 1.5 $\pm$ 20%            | 3.2                                | 4.0     | 21.0                                       | 16.0  |
| CKST1005-1.8uH/M-B  | 1.8 $\pm$ 20%            | 3.5                                | 5.0     | 20.0                                       | 15.0  |
| CKST1005-2.2uH/M    | 2.2 $\pm$ 20%            | 5.5                                | 6.6     | 19.0                                       | 13.0  |
| CKST1005-3.3uH/M    | 3.3 $\pm$ 20%            | 9.2                                | 11.0    | 18.0                                       | 11.0  |
| CKST1005-4.7uH/M    | 4.7 $\pm$ 20%            | 12.0                               | 15.0    | 15.0                                       | 10.0  |
| CKST1005-5.6uH/M    | 5.6 $\pm$ 20%            | 14.0                               | 18.0    | 14.0                                       | 8.5   |
| CKST1005-6.8uH/M    | 6.8 $\pm$ 20%            | 16.0                               | 19.2    | 13.0                                       | 8.0   |
| CKST1005-10uH/M     | 10 $\pm$ 20%             | 23.0                               | 28.0    | 10.0                                       | 7.0   |
| CKST1005-15uH/M     | 15 $\pm$ 20%             | 35.0                               | 42.0    | 7.0  | 6.5   |
| CKST1005-22uH/M     | 22 $\pm$ 20%             | 58.0                               | 70.0    | 6.0  | 5.5   |
| CKST1005-33uH/M     | 33 $\pm$ 20%             | 70.0                               | 84.0    | 5.0  | 4.5   |
| CKST1005-47uH/M     | 47 $\pm$ 20%             | 130.0                              | 150.0   | 4.5  | 3.0   |
| CKST1005-68uH/M     | 68 $\pm$ 20%             | 185.0                              | 205.0   | 3.5  | 2.5   |

**Remark:** ● All test data is reference to 25 $^{\circ}$ C ambient.

- Test Condition: 100kHz, 1Vrms
- Isat : DC current (A) that will cause L0 to drop approximately 30% Typ.
- Irms: DC current (A) that will cause an approximate  $\Delta$ T of 40 $^{\circ}$ C
- Operat between temperature range -40 $^{\circ}$ C to +125 $^{\circ}$ C(Including self - temperature rise)
- Absolute maximum voltage: DC 75V



● SPECIFICATION TABLE:

| PART NUMBER         | INDUCTANCE<br>( $\mu$ H) | DCR ( $m\Omega$ ) @25 $^{\circ}$ C |         | Saturation<br>Current DC<br>Amps. Isat (A) | Heat Rating<br>Current DC<br>Amps. Irms (A) |
|---------------------|--------------------------|------------------------------------|---------|--|---|
|                     |                          | Typical                            | Maximum | Typical                                    | Typical                                     |
| CKST1205-0.33uH/M-B | 0.33 $\pm$ 20%           | 0.75                               | 0.9     | 62.0                                       | 46.0  |
| CKST1205-0.36uH/M-B | 0.36 $\pm$ 20%           | 0.77                               | 1.1     | 60.0                                       | 41.0  |
| CKST1205-0.47uH/M-B | 0.47 $\pm$ 20%           | 1.0                                | 1.3     | 46.0                                       | 37.0  |
| CKST1205-1uH/M-B    | 1 $\pm$ 20%              | 1.9                                | 2.5     | 37.0                                       | 29.0  |
| CKST1205-1.5uH/M-B  | 1.5 $\pm$ 20%            | 3.4                                | 4.1     | 30.0                                       | 23.0  |
| CKST1205-1.8uH/M-B  | 1.8 $\pm$ 20%            | 3.5                                | 4.5     | 26.0                                       | 18.0  |
| CKST1205-2.2uH/M-B  | 2.2 $\pm$ 20%            | 4.0                                | 5.0     | 25.0                                       | 15.0  |
| CKST1205-3.3uH/M    | 3.3 $\pm$ 20%            | 7.5                                | 9.0     | 20.0                                       | 12.0  |
| CKST1205-4.7uH/M    | 4.7 $\pm$ 20%            | 9.0                                | 11.5    | 16.0                                       | 11.0  |
| CKST1205-5.6uH/M    | 5.6 $\pm$ 20%            | 13.0                               | 15.0    | 15.0                                       | 10.5  |
| CKST1205-6.8uH/M    | 6.8 $\pm$ 20%            | 18.0                               | 22.0    | 14.0                                       | 9.0   |
| CKST1205-8.2uH/M    | 8.2 $\pm$ 20%            | 19.0                               | 24.0    | 13.0                                       | 8.5   |
| CKST1205-10uH/M     | 10 $\pm$ 20%             | 24.0                               | 29.0    | 11.0                                       | 7.5   |
| CKST1205-15uH/M     | 15 $\pm$ 20%             | 27.0                               | 32.0    | 9.0  | 6.0   |
| CKST1205-22uH/M     | 22 $\pm$ 20%             | 42.0                               | 50.0    | 7.0  | 5.0   |
| CKST1205-33uH/M     | 33 $\pm$ 20%             | 60.0                               | 84.0    | 6.0  | 3.5   |
| CKST1205-47uH/M     | 47 $\pm$ 20%             | 100.0                              | 130.0   | 5.0  | 3.0   |

Remark: ● All test data is reference to 25 $^{\circ}$ C ambient.

- Test Condition: 100kHz, 1Vrms
- Isat : DC current (A) that will cause L0 to drop approximately 30% Typ.
- Irms: DC current (A) that will cause an approximate  $\Delta$ T of 40 $^{\circ}$ C
- Operat between temperature range -40 $^{\circ}$ C to +125 $^{\circ}$ C (Including self - temperature rise)
- Absolute maximum voltage: DC 75V

**● SPECIFICATION TABLE:**

| PART NUMBER               | INDUCTANCE<br>( $\mu$ H) | DCR ( $m\Omega$ ) @25 $^{\circ}$ C |         | Saturation<br>Current DC<br>Amps. Isat (A) | Heat Rating<br>Current DC<br>Amps. Irms (A) |
|---------------------------|--------------------------|------------------------------------|---------|--|---|
|                           |                          | Typical                            | Maximum | Typical                                    | Typical                                     |
| CKST1206-0.33 $\mu$ H/M-B | 0.33 $\pm$ 20%           | 0.58                               | 0.8     | 65.0                                       | 43.0  |
| CKST1206-1 $\mu$ H/M-B    | 1 $\pm$ 20%              | 1.4                                | 1.7     | 35.0                                       | 24.0  |
| CKST1206-1.5 $\mu$ H/M-B  | 1.5 $\pm$ 20%            | 2.5                                | 4.0     | 31.0                                       | 22.0  |
| CKST1206-2.2 $\mu$ H/M-B  | 2.2 $\pm$ 20%            | 4.2                                | 6.0     | 26.0                                       | 18.0  |
| CKST1206-3.3 $\mu$ H/M-B  | 3.3 $\pm$ 20%            | 5.6                                | 9.0     | 23.0                                       | 12.0  |
| CKST1206-4.7 $\mu$ H/M-B  | 4.7 $\pm$ 20%            | 7.2                                | 10.5    | 18.0                                       | 11.5  |
| CKST1206-6.8 $\mu$ H/M    | 6.8 $\pm$ 20%            | 10.0                               | 13.8    | 15.0                                       | 11.5  |
| CKST1206-8.2 $\mu$ H/M    | 8.2 $\pm$ 20%            | 13.6                               | 16.0    | 13.5                                       | 11.0  |
| CKST1206-10 $\mu$ H/M     | 10 $\pm$ 20%             | 18.0                               | 20.7    | 12.5                                       | 10.0  |
| CKST1206-15 $\mu$ H/M     | 15 $\pm$ 20%             | 25.0                               | 29.0    | 9.0  | 6.0   |
| CKST1206-18 $\mu$ H/M     | 18 $\pm$ 20%             | 30.0                               | 35.0    | 8.0  | 5.0   |
| CKST1206-22 $\mu$ H/M     | 22 $\pm$ 20%             | 34.0                               | 39.5    | 7.5  | 5.0   |
| CKST1206-27 $\mu$ H/M     | 27 $\pm$ 20%             | 54.0                               | 60.0    | 6.5  | 4.0   |
| CKST1206-33 $\mu$ H/M     | 33 $\pm$ 20%             | 65.0                               | 75.0    | 6.0  | 4.0   |
| CKST1206-47 $\mu$ H/M     | 47 $\pm$ 20%             | 80.0                               | 90.0    | 5.5  | 3.5   |
| CKST1206-68 $\mu$ H/M     | 68 $\pm$ 20%             | 115.0                              | 130.0   | 4.5  | 3.3   |
| CKST1206-82 $\mu$ H/M     | 82 $\pm$ 20%             | 120.0                              | 140.0   | 4.0  | 3.0   |
| CKST1206-100 $\mu$ H/M    | 100 $\pm$ 20%            | 180.0                              | 200.0   | 3.5  | 2.5   |
| CKST1206-120 $\mu$ H/M    | 120 $\pm$ 20%            | 210.0                              | 235.0   | 3.2  | 2.3   |
| CKST1206-150 $\mu$ H/M    | 150 $\pm$ 20%            | 300.0                              | 350.0   | 2.7  | 2.0   |

**Remark:** ● All test data is reference to 25 $^{\circ}$ C ambient.

- Test Condition: 100kHz, 1Vrms
- Isat : DC current (A) that will cause L0 to drop approximately 30% Typ.
- Irms: DC current (A) that will cause an approximate  $\Delta$ T of 40 $^{\circ}$ C
- Operat between temperature range -40 $^{\circ}$ C to +125 $^{\circ}$ C(Including self - temperature rise)
- Absolute maximum voltage: DC 75V



● SPECIFICATION TABLE:

| PART NUMBER            | INDUCTANCE<br>( $\mu$ H) | DCR ( $m\Omega$ ) @25 $^{\circ}$ C |         | Saturation<br>Current DC<br>Amps. Isat (A) | Heat Rating<br>Current DC<br>Amps. Irms (A) |
|------------------------|--------------------------|------------------------------------|---------|--|---|
|                        |                          | Typical                            | Maximum | Typical                                    | Typical                                     |
| CKST1707-1 $\mu$ H/M   | 1 $\pm$ 20%              | 1.5                                | 1.9     | 55.5                                       | 32.0  |
| CKST1707-1.5 $\mu$ H/M | 1.5 $\pm$ 20%            | 2.1                                | 2.8     | 40.0                                       | 23.0  |
| CKST1707-2.2 $\mu$ H/M | 2.2 $\pm$ 20%            | 2.3                                | 3.0     | 40.0                                       | 18.0  |
| CKST1707-3.3 $\mu$ H/M | 3.3 $\pm$ 20%            | 2.9                                | 3.2     | 35.0                                       | 15.0  |
| CKST1707-4.7 $\mu$ H/M | 4.7 $\pm$ 20%            | 4.4                                | 5.8     | 30.0                                       | 13.0  |
| CKST1707-6.8 $\mu$ H/M | 6.8 $\pm$ 20%            | 6.2                                | 8.0     | 22.5                                       | 10.5  |
| CKST1707-8.2 $\mu$ H/M | 8.2 $\pm$ 20%            | 10.0                               | 13.0    | 20.0                                       | 9.5   |
| CKST1707-10 $\mu$ H/M  | 10 $\pm$ 20%             | 10.0                               | 13.0    | 19.0                                       | 9.5   |
| CKST1707-15 $\mu$ H/M  | 15 $\pm$ 20%             | 16.5                               | 22.0    | 14.0                                       | 9.0   |
| CKST1707-22 $\mu$ H/M  | 22 $\pm$ 20%             | 20.0                               | 26.0    | 12.0                                       | 8.5   |
| CKST1707-33 $\mu$ H/M  | 33 $\pm$ 20%             | 30.0                               | 38.5    | 10.7                                       | 8.0   |
| CKST1707-47 $\mu$ H/M  | 47 $\pm$ 20%             | 43.0                               | 53.0    | 8.7  | 6.0   |
| CKST1707-56 $\mu$ H/M  | 56 $\pm$ 20%             | 55.0                               | 60.5    | 7.2  | 5.2   |
| CKST1707-68 $\mu$ H/M  | 68 $\pm$ 20%             | 58.0                               | 79.0    | 6.1  | 4.5   |
| CKST1707-100 $\mu$ H/M | 100 $\pm$ 20%            | 103.0                              | 123.0   | 5.0  | 4.0   |

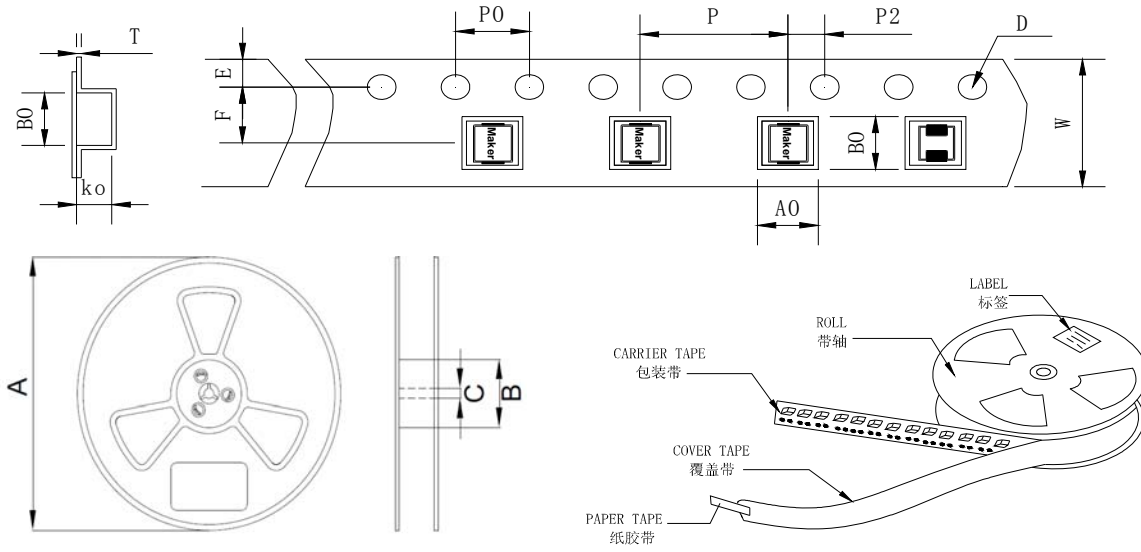
**Remark:** ● All test data is reference to 25 $^{\circ}$ C ambient.

- Test Condition: 100kHz, 1Vrms
- Isat : DC current (A) that will cause L0 to drop approximately 30% Typ.
- Irms: DC current (A) that will cause an approximate  $\Delta$ T of 40 $^{\circ}$ C
- Operat between temperature range -40 $^{\circ}$ C to +125 $^{\circ}$ C(Including self - temperature rise)
- Absolute maximum voltage: DC 75V





● **PACKAGING SPECIFICATION :**



| Type       | Tape Dimension (mm) |      |      |     |     |      | Reel Dimension (mm) |     |    | Quantity (Pcs/Reel) | Quantity (Pcs/Carton) |
|------------|---------------------|------|------|-----|-----|------|---------------------|-----|----|---------------------|-----------------------|
|            | W                   | A0   | B0   | K0  | DO  | P    | A                   | B   | C  |                     |                       |
| CKST201210 | 8.0                 | 1.5  | 2.35 | 1.2 | 1.5 | 4.0  | 178                 | 58  | 13 | 3000                | 75K                   |
| CKST201610 | 8.0                 | 1.95 | 2.35 | 1.2 | 1.5 | 4.0  | 178                 | 58  | 13 | 3000                | 75K                   |
| CKST252010 | 8.0                 | 2.3  | 2.8  | 1.2 | 1.5 | 4.0  | 178                 | 58  | 13 | 3000                | 75K                   |
| CKST252012 | 8.0                 | 2.3  | 2.8  | 1.5 | 1.5 | 4.0  | 178                 | 58  | 13 | 3000                | 75K                   |
| CKST322512 | 8.0                 | 2.8  | 3.5  | 1.5 | 1.5 | 4.0  | 178                 | 58  | 13 | 2000                | 50K                   |
| CKST353220 | 12.0                | 3.7  | 3.9  | 2.2 | 1.5 | 8.0  | 330                 | 100 | 13 | 3000                | 18K                   |
| CKSTT0410  | 12.0                | 4.5  | 4.5  | 1.3 | 1.5 | 8.0  | 330                 | 100 | 13 | 3000                | 18K                   |
| CKST04012P | 12.0                | 4.4  | 4.9  | 1.5 | 1.5 | 8.0  | 330                 | 100 | 13 | 3000                | 18K                   |
| CKST0402   | 12.0                | 4.4  | 5.2  | 2.2 | 1.5 | 8.0  | 330                 | 100 | 13 | 3000                | 18K                   |
| CKST0502   | 16.0                | 5.6  | 6.0  | 2.2 | 1.5 | 12.0 | 330                 | 100 | 13 | 2000                | 12K                   |
| CKST0503   | 16.0                | 5.6  | 6.0  | 3.3 | 1.5 | 12.0 | 330                 | 100 | 13 | 1500                | 9K                    |
| CKST0603   | 16.0                | 7.2  | 8.0  | 3.3 | 1.5 | 12.0 | 330                 | 100 | 13 | 1500                | 9K                    |
| CKST0605   | 16.0                | 7.2  | 8.0  | 5.5 | 1.5 | 12.0 | 330                 | 100 | 13 | 1000                | 6K                    |
| CKST1003   | 24.0                | 10.7 | 11.4 | 3.3 | 1.5 | 16.0 | 330                 | 100 | 13 | 1000                | 4K                    |
| CKST1004   | 24.0                | 10.7 | 11.4 | 4.3 | 1.5 | 16.0 | 330                 | 100 | 13 | 1000                | 4K                    |
| CKST1005   | 24.0                | 10.7 | 11.4 | 5.5 | 1.5 | 16.0 | 330                 | 100 | 13 | 800                 | 3.2K                  |
| CKST1205   | 24.0                | 13.2 | 13.4 | 5.5 | 1.5 | 20.0 | 330                 | 100 | 13 | 400                 | 1.6K                  |
| CKST1206   | 24.0                | 13.2 | 13.4 | 6.8 | 1.5 | 20.0 | 330                 | 100 | 13 | 400                 | 1.6K                  |
| CKST1707   | 32.0                | 18.0 | 18.8 | 7.5 | 1.5 | 24.0 | 330                 | 100 | 13 | 300                 | 1.2K                  |



## MODIFY RECORD

| Version | Date       | Content   | Prepared | Approved |
|---------|------------|---|----------|----------|
| A0      | 2017/9/1   | 新版发行  | 贺军       | 肖中华      |
| A1      | 2017/12/1  | 新增1003系列  | 贺军       | 肖中华      |
| A2      | 2018/6/15  | 新增1707系列  | 贺军       | 肖中华      |
| A3      | 2018/9/20  | 新增0502系列  | 贺军       | 肖中华      |
| A4      | 2021/4/21  | 变更CKST05系列载带宽度为16mm   | 万芳中      | 王其良      |
| A5      | 2021/5/26  | 增加CKST04012P,06012P,自制201610目录  | 万芳中      | 王其良      |
| B0      | 2021/8/5   | 增加CKST0401P,05012,06015,自制252010,252012目录                               | 万芳中      | 王其良      |
| B1      | 2021/12/10 | 修改CKST20,25特性(上1版本为仿真,此版本为实测值),新增CKST322512,删除CKST0410,0612,0615(不具备量产) | 万芳中      | 王其良      |
| B2      | 2022/2/9   | 修改CKST201610-1uH/M电阻,从45mΩ Max变更为49mΩ Max                               | 万芳中      | 王其良      |
| B3      | 2022/4/9   | 增加CKST353220,CKSTT0410系列  | 万芳中      | 王其良      |

## X-ON Electronics

Largest Supplier of Electrical and Electronic Components

*Click to view similar products for [Fixed Inductors](#) category:*

*Click to view products by [CENKER](#) manufacturer:*

Other Similar products are found below :

[CR32NP-151KC](#) [CR32NP-180KC](#) [CR32NP-181KC](#) [CR32NP-1R5MC](#) [CR32NP-390KC](#) [CR32NP-3R9MC](#) [CR32NP-680KC](#) [CR32NP-820KC](#) [CR32NP-8R2MC](#) [CR43NP-390KC](#) [CR43NP-560KC](#) [CR43NP-680KC](#) [CR54NP-181KC](#) [CR54NP-470LC](#) [CR54NP-820KC](#) [CR54NP-8R5MC](#) [70F224AI](#) [MGDQ4-00004-P](#) [MHL1ECTTP18NJ](#) [MHQ1005P10NJ](#) [MHQ1005P1N0S](#) [MHQ1005P2N4S](#) [MHQ1005P3N6S](#) [MHQ1005P5N1S](#) [MHQ1005P8N2J](#) [PE-51506NL](#) [PE-53601NL](#) [PE-53602NL](#) [PE-53630NL](#) [PE-53824SNLT](#) [PE-92100NL](#) [PG0434.801NLT](#) [PG0936.113NLT](#) [9220-20](#) [9310-16](#) [PM06-2N7](#) [PM06-39NJ](#) [A01TK](#) [1206CS-471XJ](#) [HC2LP-R47-R](#) [HC2-R47-R](#) [HC3-2R2-R](#) [HCF1305-3R3-R](#) [1206CS-151XG](#) [RCH664NP-140L](#) [RCH664NP-4R7M](#) [RCH8011NP-221L](#) [RCP1317NP-332L](#) [RCP1317NP-391L](#) [RCR1010NP-470M](#)