

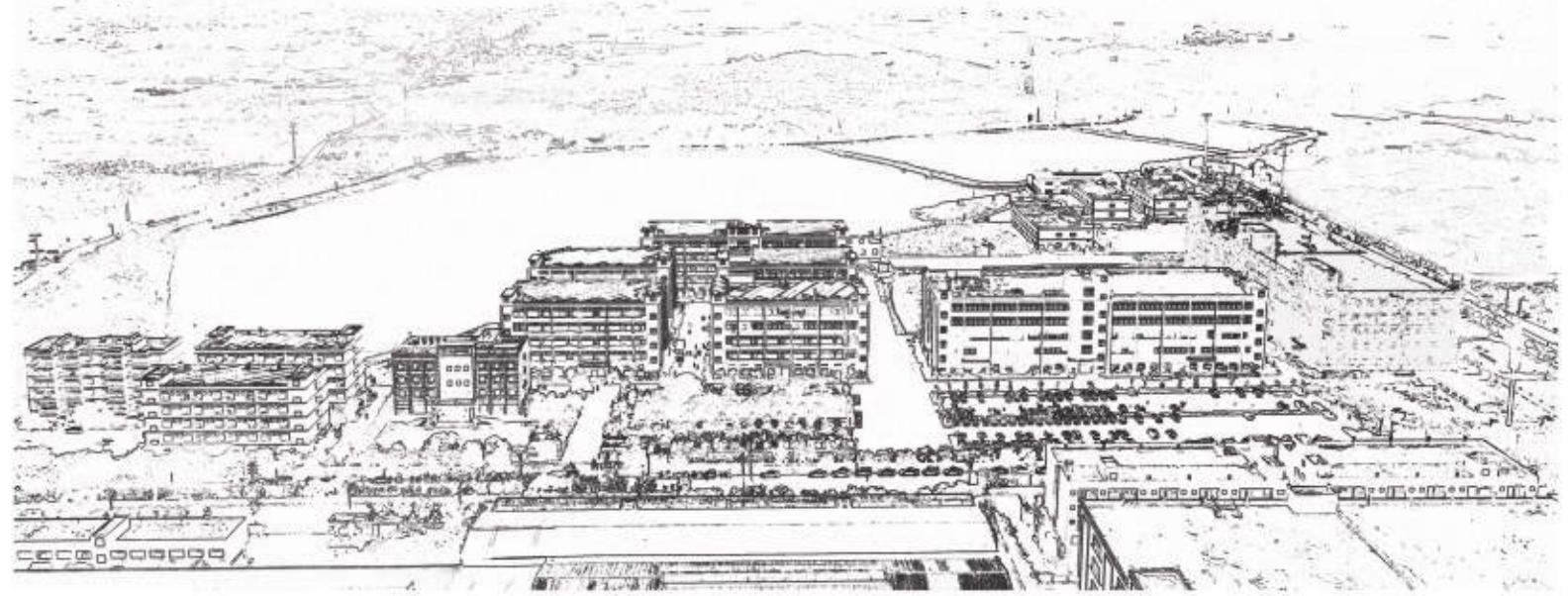


产品目录册
PRODUCT MANUALS

电感 & 变压器

INDUCTOR TRANSFORMER

电感器 变压器



深圳市岑科实业有限公司
SHENZHEN CENKER ENTERPRISE LTD.

地址:深圳市龙华区大浪街道恒大时尚慧谷6A-11层(总部)
广西南宁市宾阳县岑科产业园(制造中心)

邮箱:cenkersz@cenkersz.com

网址:www.cenkersz.com

电话:4000-688-538




微信客服
Wechat customer service



微信公众号
WeChat Official Account

CENKER
岑科探索元器件宇宙
Exploring All Types To Electronic Component

CENKER 岑科 | 探索元器件宇宙
Exploring All Types To Electronic Component



发展历程

2001
公司成立

2004
深圳&江西工厂建立

2007-2008
广西岑科成立
取得ISO管理体系认证

2011
收购设备研发公司

2014-2015
岑科产业园投入使用
全面上线全自动化
扩增贴片产品线

2017-2018
取得TF16949体系认证
扩增贴片系列产品

2020
持续提升功率电感市场占有率
TF16949:2016TI体系升级
智能化制造

2021-2022
导入信息化系统
智能制造升级



深圳市岑科实业有限公司（简称：岑科实业）是一家专注于储能、EMC、升/降压、射频等元器件自主研发、制造的高新技术企业，主要电感产品有一体成型、贴片磁胶、共模电感、变压器等。

岑科产业园位于广西南宁，园区占地100亩拥有10万平米标准生产车间，配置774台自动化生产设备，电感产品月产能超12亿支。

Shenzhen Cenker Enterprise Ltd. is a high-new technology enterprise, engaging in research, development, manufacturing, and sales of all types of chip electronic component. Cenker's products focus on energy storage, EMC, buck-boost converter, RF inductor. The main products include NR, SMD inductor, common mode inductor, transformer etc.

Cenker's manufacturing hub, located in Nanning, Guangxi Province, covers 17 acres with over 100 thousand square feet of factory floor, 774 sets of fully automated production equipment and monthly manufacturing capacity of over 1 billion pieces.

使命
MISSION

探索元器件宇宙 共创精彩生活
To Create a better life by exploring all types to electronic component

愿景
VISION

成为全球元器件解决方案提供商
Committed to becoming a global component solution provider

价值观
VALUE

客户为源 勤勉为本 荣辱与共
Adhered customer centricty and dedication as our foundation;
Helping Each Other and Sharing Weal and Woe




一体成型电感

SMD MOLDING POWER INDUCTOR




绕线共模电感

WIRE WOUND CHIP COMMON MODE COIL



绕线变压器

WIRE WINDING TRANSFORMER



磁棒电感

BAR CORE INDUCTOR



磁环电感

TOROIDAL INDUCTOR



工字电感

DRUM CORE INDUCTOR




磁胶电感

MAGNETIC GLUE INDUCTOR



高频绕线电感

WIRE WOUND CHIP FERRITE INDUCTOR



组装大电流功率电感

HIGH CURRENT POWER INDUCTOR



磁屏蔽电感

SHIELD POWER INDUCTOR



色环电感

AXIAL FIXED INDUCTOR



无线充线圈

WIRELESS POWER CHARGING COIL



01 储能元器件

一体成型电感	
CKST系列	001
CKSTT系列	001
CKSTC系列	021
CKSTF系列	030
磁胶电感	
CKCS系列	035
CKCSA系列	051
磁屏蔽电感	
CKCH系列	055
CKCD系列	062
CKCBA系列	070
CKCR系列	074
CKCF系列	078
CKPF系列	083
工字电感	
CKO系列	088
CKOB系列	098
CKPK系列	102
CKPP系列	115
CKOCR系列	124
CKOC系列	126
组装大电流功率电感	
CKDFQ系列	128
CKSFQ系列	133
CKSF系列	138
CKDFU系列	142
数字功放电感	
CKDP系列	146
色环电感	
CKL系列	154
磁棒电感	
CKOR系列	166
高频绕线电感	
CKCW系列	167
CKCW (C) 系列	173
叠层电感	
CKFI系列	179
CKCI系列	185

02 EMC元器件

磁环电感	
CKTC系列	191
CKCMV系列	200
滤波器	
CKUU系列	203
CKUT系列	204
CKET系列	205
绕线共模电感	
CMC系列	206
CML系列	206
POC电感	
ACW系列	213
叠层铁氧体磁珠	
CKGB系列	217

03 定制元器件

绕线变压器系列	234
片式网络变压器	244
CMTA系列	
无线充线圈系列	246

..... 产品持续更新，更多产品欢迎来电咨询



一体成型电感 CKST CKSTT 系列

SMD MOLDING POWER INDUCTOR CKST / CKSTT SERIES



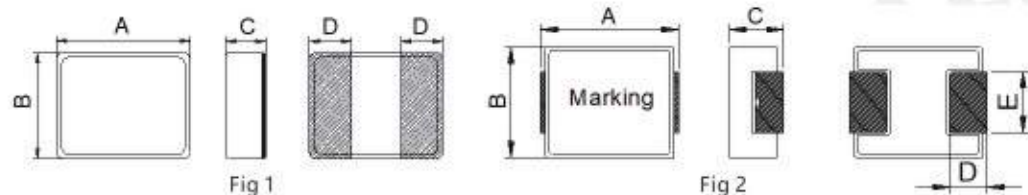
FEATURES 特性

- 1.磁屏蔽结构,闭合磁路,抗电磁干扰强,超低蜂鸣声,可高密度安装。
Magnetic shield structure,closed magnetic circuit,strong antielectromagnetic interference, ultra low buzzer,high density installation
- 2.小体积,大电流,在高频和高温环境下保持优良的温升电流及饱和电流特性。
Small volume,large current,in high frequency and high temperature environment to maintain excellent temperature current and saturation current characteristics.
- 3.低损耗合金粉末压铸,低电阻,结构牢固,产品精度高。
Low loss alloy powder die casing,low resistance,Firm structure,high precision of products.

APPLICATIONS 用途

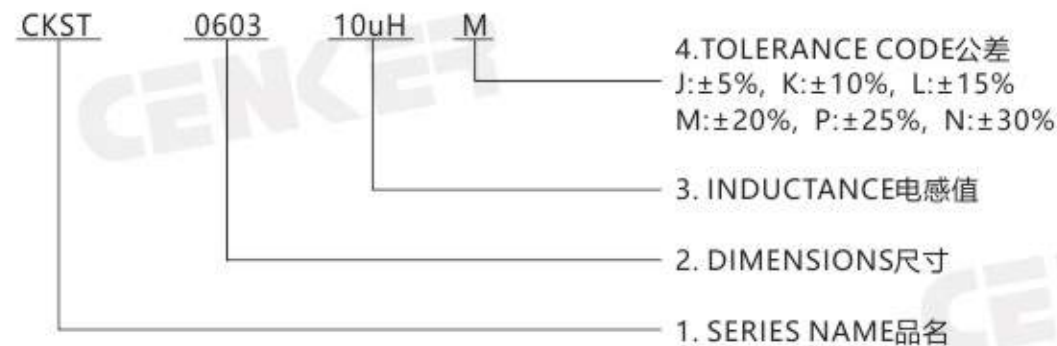
PAD,笔记本电脑,台式机,服务器,音箱,网通,安防,手机,智能家居,储能设备等
PAD,Notebook,Server,audio,netcom,security,mobile phone,smart home,Energy product...

SHAPES AND DIMENSIONS 外形尺寸 (Unit:mm)

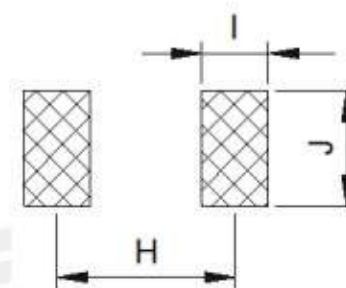


TYPE(型号)	A	B	C	D	E	Fig
CKST2012065	2.0±0.2	1.2±0.2	0.65 Max	0.6±0.3	/	1
CKST201208	2.0±0.2	1.2±0.2	0.8 Max	0.6±0.3	/	1
CKST201210	2.0±0.2	1.2±0.2	1.0 Max	0.6±0.3	/	1
CKST201608	2.0±0.2	1.6±0.2	0.8 Max	0.6±0.3	/	1
CKST201610	2.0±0.2	1.6±0.2	1.0 Max	0.6±0.3	/	1
CKST252008	2.5±0.2	2.0±0.2	0.8 Max	0.8±0.3	/	1
CKST252010	2.5±0.2	2.0±0.2	1.0 Max	0.8±0.3	/	1
CKST252012	2.5±0.2	2.0±0.2	1.2 Max	0.8±0.3	/	1
CKST322512	3.2±0.2	2.5±0.2	1.2 Max	0.8±0.3	/	1
CKST353220	3.5±0.2	3.2±0.2	2.0 Max	0.7±0.2	/	1
CKSTT0410	4.0±0.3	4.0±0.3	1.0 Max	1.1±0.3	/	1
CKST04012P	4.4±0.35	4.2±0.25	1.2 Max	0.8±0.3	2.0±0.3	2
CKST0402	4.6±0.25	4.1±0.35	2.0 Max	0.76±0.3	1.5±0.3	2
CKST0502	5.7±0.25	5.1±0.35	2.0 Max	1.3±0.3	2.3±0.3	2
CKST0503	5.7±0.25	5.1±0.35	3.0 Max	1.3±0.3	2.3±0.3	2
CKSTT0610	6.4±0.2	6.6±0.2	1.0 Max	1.6±0.3	/	1
CKSTF0615	6.4±0.2	6.6±0.2	1.5 Max	2.1±0.3	/	1
CKST0603	7.4 Max	6.6±0.2	3.0 Max	1.6±0.3	3.0±0.2	2
CKST0605	7.5 Max	6.6±0.2	5.0 Max	1.6±0.3	3.0±0.2	2
CKSTF0817	7.8±0.2	7.8±0.2	1.7 Max	2.6±0.3	/	1
CKST1003	11.6 Max.	10.1±0.3	3.0 Max	2.5±0.5	3.0±0.5	2
CKST1004	11.6 Max.	10.1±0.3	4.0 Max	2.5±0.5	3.0±0.5	2
CKST1005	11.6 Max.	10.1±0.3	5.0 Max	2.5±0.5	3.0±0.5	2
CKST1205	13.8 Max.	12.6±0.3	5.0 Max	2.7±0.7	3.0±0.5/3.5±0.5	2
CKST1206	13.8 Max.	12.6±0.3	6.0 Max	2.7±0.7	3.0±0.5/3.5±0.5	2
CKST1707	17.5±1.0	17.5 Max.	7.0 Max	2.5±0.5	11.94±0.3	2

PART NUMBERING SYSTEM 品名系统



RECOMMENDED PATTERNS 推荐的焊盘



TYPE(型号)	H	I	J
CKST2012065	1.5	1	1.5
CKST201208	1.5	1	1.5
CKST201210	1.5	1	1.5
CKST201608	1.5	1	1.8
CKST201610	1.5	1	1.8
CKST252008	2	1.2	2.2
CKST252010	2	1.2	2.2
CKST252012	2	1.2	2.2
CKST322512	2.5	1.2	2.9
CKST353220	3	1	3.5
CKSTT0410	3.5	1.5	4.5
CKST04012P	3.7	1.26	2.5
CKST0402	3.7	1.26	2.5
CKST0502	4.1	1.9	2.8
CKST0503	4.1	1.9	2.8
CKSTT0610	5.2	2.0	7.0
CKSTF0615	5.0	2.5	7.0
CKST0603	6.05	2.35	3.5
CKST0605	6.05	2.35	3.5
CKSTF0817	5.5	3.0	8.4
CKST1003	9.5	3.5	4.0
CKST1004	9.5	3.5	4.0
CKST1005	9.5	3.5	4.0
CKST1205	10.5	4	5.5
CKST1206	10.5	4	5.5
CKST1707	13.8	3.4	12.6

SPECIFICATION TABLE 规格特性表

CKST2012065

PART NUMBER 型号	INDUCTANCE 电感量 (μ H)	DCR (m Ω) @25°C 直流电阻		Saturation Current Isat(A) 饱和电流		Heat Rating Current Irms(A) 温升电流	
		Typical	Maximum	Typical	Maximum	Typical	Maximum
CKST2012065-0.47uH/M	0.47 \pm 20%	47.0	54.0	4.0	3.7	4.0	3.6
CKST2012065-1uH/M	1 \pm 20%	92.0	105.0	3.0	2.5	2.2	2.0
CKST2012065-2.2uH/M	2.2 \pm 20%	236.0	260.0	2.5	2.0	1.3	1.1

CKST201208

PART NUMBER 型号	INDUCTANCE 电感量 (μ H)	DCR (m Ω) @25°C 直流电阻		Saturation Current Isat(A) 饱和电流		Heat Rating Current Irms(A) 温升电流	
		Typical	Maximum	Typical	Maximum	Typical	Maximum
CKST201208-0.11uH/N	0.11 \pm 30%	10.0	13.0	11.0	10.0	6.5	5.6
CKST201208-0.24uH/M	0.24 \pm 20%	16.0	19.0	6.8	6.3	6.0	5.4
CKST201208-0.33uH/M	0.33 \pm 20%	26.0	30.0	5.6	5.1	4.3	4.0
CKST201208-0.47uH/M	0.47 \pm 20%	34.0	39.0	5.3	4.5	4.1	3.8
CKST201208-1uH/M	1 \pm 20%	73.0	83.0	3.5	3.0	3.3	3.0
CKST201208-2.2uH/M	2.2 \pm 20%	170.0	195.0	2.5	2.2	1.8	1.6

CKST201210

PART NUMBER 型号	INDUCTANCE 电感量 (μ H)	DCR (m Ω) @25°C 直流电阻		Saturation Current Isat(A) 饱和电流		Heat Rating Current Irms(A) 温升电流	
		Typical	Maximum	Typical	Maximum	Typical	Maximum
CKST201210-0.47uH/M	0.47 \pm 20%	26.0	31.0	6.1	5.4	4.3	4.0
CKST201210-1uH/M	1 \pm 20%	60.0	70.0	4.2	3.5	3.6	3.0
CKST201210-2.2uH/M	2.2 \pm 20%	125.0	145.0	2.7	2.4	2.2	2.0

Remark:

- All test data is reference to 25°C ambient.
- Test Condition: 1MHz, 1Vrms
- Isat: Max.Value, DC current at which the inductance drops less than 30% from its value without current; Typ. Value, DC current at which the inductance drops 30% from its value without current.
- Irms: For Max. Value, $\Delta T < 40^\circ\text{C}$; for Typ. Value, ΔT is approximate 40°C .
- Operat between temperature range -40°C to $+125^\circ\text{C}$ (Including self - temperature rise)
- Absolute maximum voltage: DC 25V

CKST201608

PART NUMBER 型号	INDUCTANCE 电感量 (μ H)	DCR (m Ω) @25°C 直流电阻		Saturation Current Isat (A) 饱和电流		Heat Rating Current Irms (A) 温升电流	
		Typical	Maximum	Typical	Maximum	Typical	Maximum
CKST201608-0.24uH/M	0.24 \pm 20%	18.0	22.0	6.9	6.3	4.9	4.4
CKST201608-0.47uH/M	0.47 \pm 20%	28.0	32.0	5.5	5.0	3.9	3.4
CKST201608-1uH/M	1 \pm 20%	48.0	56.0	4.0	3.6	3.6	3.2
CKST201608-2.2uH/M	2.2 \pm 20%	125.0	143.0	2.9	2.7	2.3	2.0

CKST201610

PART NUMBER 型号	INDUCTANCE 电感量 (μ H)	DCR (m Ω) @25°C 直流电阻		Saturation Current Isat(A) 饱和电流		Heat Rating Current Irms(A) 温升电流	
		Typical	Maximum	Typical	Maximum	Typical	Maximum
CKST201610-0.24uH/M	0.24 \pm 20%	18.0	21.0	6.7	6.1	5.5	5.0
CKST201610-0.33uH/M	0.33 \pm 20%	17.0	20.0	7.0	6.2	5.8	5.3
CKST201610-0.47uH/M	0.47 \pm 20%	23.0	28.0	5.6	5.0	5.0	4.5
CKST201610-0.68uH/M	0.68 \pm 20%	30.0	35.0	5.1	4.8	4.3	3.8
CKST201610-1uH/M	1 \pm 20%	43.0	49.0	4.2	4.0	4.0	3.4
CKST201610-1.5uH/M	1.5 \pm 20%	66.0	74.0	3.5	3.2	3.2	2.8
CKST201610-2.2uH/M	2.2 \pm 20%	94.0	110.0	3.0	2.7	2.7	2.5
CKST201610-3.3uH/M	3.3 \pm 20%	188.0	216.0	2.2	2.0	1.8	1.5
CKST201610-4.7uH/M	4.7 \pm 20%	250.0	280.0	2.0	1.7	1.4	1.2

Remark:

- All test data is reference to 25°C ambient.
- Test Condition: 1MHz, 1Vrms
- Isat: Max.Value, DC current at which the inductance drops less than 30% from its value without current; Typ. Value, DC current at which the inductance drops 30% from its value without current.
- Irms: For Max. Value, $\Delta T < 40^\circ\text{C}$; for Typ. Value, ΔT is approximate 40°C .
- Operat between temperature range -40°C to $+125^\circ\text{C}$ (Including self - temperature rise)
- Absolute maximum voltage: DC 25V

CKST252008

PART NUMBER 型号	INDUCTANCE 电感量 (μH)	DCR (m Ω) @25°C 直流电阻		Saturation Current Isat(A) 饱和电流		Heat Rating Current Irms(A) 温升电流	
		Typical	Maximum	Typical	Maximum	Typical	Maximum
CKST252008-0.47 $\mu\text{H}/\text{M}$	0.47 \pm 20%	25.0	29.0	6.0	5.5	4.0	3.7
CKST252008-1 $\mu\text{H}/\text{M}$	1 \pm 20%	45.0	51.0	4.5	4.0	3.5	3.2
CKST252008-1.5 $\mu\text{H}/\text{M}$	1.5 \pm 20%	60.0	69.0	4.0	3.5	3.3	3.0
CKST252008-2.2 $\mu\text{H}/\text{M}$	2.2 \pm 20%	91.0	104.0	3.3	2.8	2.8	2.5
CKST252008-3.3 $\mu\text{H}/\text{M}$	3.3 \pm 20%	132.0	150.0	2.5	2.0	2.4	2.1
CKST252008-4.7 $\mu\text{H}/\text{M}$	4.7 \pm 20%	180.0	207.0	2.2	1.7	1.9	1.7
CKST252008-6.8 $\mu\text{H}/\text{M}$	6.8 \pm 20%	280.0	322.0	1.8	1.4	1.3	1.1
CKST252008-10 $\mu\text{H}/\text{M}$	10 \pm 20%	500.0	575.0	1.4	1.0	1.1	1.0

CKST252010

PART NUMBER 型号	INDUCTANCE 电感量 (μH)	DCR (m Ω) @25°C 直流电阻		Saturation Current Isat(A) 饱和电流		Heat Rating Current Irms(A) 温升电流	
		Typical	Maximum	Typical	Maximum	Typical	Maximum
CKST252010-0.22 $\mu\text{H}/\text{M}$	0.22 \pm 20%	15.0	19.0	8.3	8.0	5.7	5.1
CKST252010-0.33 $\mu\text{H}/\text{M}$	0.33 \pm 20%	21.0	24.0	7.3	6.5	5.0	4.5
CKST252010-0.47 $\mu\text{H}/\text{M}$	0.47 \pm 20%	23.0	27.0	6.1	5.6	4.8	4.3
CKST252010-0.68 $\mu\text{H}/\text{M}$	0.68 \pm 20%	25.0	30.0	5.7	5.0	4.5	4.0
CKST252010-1 $\mu\text{H}/\text{M}$	1 \pm 20%	40.0	46.0	4.5	4.0	3.7	3.4
CKST252010-1.5 $\mu\text{H}/\text{M}$	1.5 \pm 20%	60.0	69.0	4.1	3.2	3.3	3.0
CKST252010-2.2 $\mu\text{H}/\text{M}$	2.2 \pm 20%	82.0	94.0	3.5	3.0	2.5	2.2
CKST252010-3.3 $\mu\text{H}/\text{M}$	3.3 \pm 20%	111.0	126.0	2.7	2.3	2.1	1.8
CKST252010-4.7 $\mu\text{H}/\text{M}$	4.7 \pm 20%	223.0	256.0	2.3	2.0	1.36	1.22
CKST252010L-4.7 $\mu\text{H}/\text{M}$	4.7 \pm 20%	209.0	230.0	2.1	1.8	1.6	1.4
CKST252010-6.8 $\mu\text{H}/\text{M}$	6.8 \pm 20%	251.0	290.0	2.1	1.8	1.3	1.1
CKST252010-10 $\mu\text{H}/\text{M}$	10 \pm 20%	388.0	450.0	1.5	1.3	1.2	1.0

Remark:

- All test data is reference to 25°C ambient.
- Test Condition: 1MHz, 1Vrms
- Isat: Max.Value, DC current at which the inductance drops less than 30% from its value without current; Typ. Value, DC current at which the inductance drops 30% from its value without current.
- Irms: For Max. Value, $\Delta\text{T} < 40^\circ\text{C}$; for Typ. Value, ΔT is approximate 40°C .
- Operat between temperature range -40°C to $+125^\circ\text{C}$ (Including self - temperature rise)
- Absolute maximum voltage: DC 25V

CKST252012

PART NUMBER 型号	INDUCTANCE 电感量 (μH)	DCR (m Ω) @25°C 直流电阻		Saturation Current Isat(A) 饱和电流		Heat Rating Current Irms(A) 温升电流	
		Typical	Maximum	Typical	Maximum	Typical	Maximum
CKST252012-0.24 $\mu\text{H}/\text{M}$	0.24 \pm 20%	16.0	19.0	9.0	8.5	6.4	5.6
CKST252012-0.33 $\mu\text{H}/\text{M}$	0.33 \pm 20%	16.0	19.0	7.5	6.6	6.4	5.6
CKST252012-0.47 $\mu\text{H}/\text{M}$	0.47 \pm 20%	21.0	24.0	6.5	5.7	4.7	4.2
CKST252012-0.68 $\mu\text{H}/\text{M}$	0.68 \pm 20%	23.0	30.0	5.3	4.6	4.5	4.0
CKST252012-1 $\mu\text{H}/\text{M}$	1 \pm 20%	32.0	36.0	4.8	4.3	4.1	3.6
CKST252012-1.5 $\mu\text{H}/\text{M}$	1.5 \pm 20%	46.0	53.0	4.2	3.6	3.7	3.4
CKST252012-2.2 $\mu\text{H}/\text{M}$	2.2 \pm 20%	70.0	84.0	3.5	3.0	2.7	2.4
CKST252012-3.3 $\mu\text{H}/\text{M}$	3.3 \pm 20%	100.0	120.0	2.5	2.2	2.0	1.7
CKST252012-4.7 $\mu\text{H}/\text{M}$	4.7 \pm 20%	144.0	167.0	2.4	2.0	1.8	1.6
CKST252012-6.8 $\mu\text{H}/\text{M}$	6.8 \pm 20%	234.0	269.0	1.9	1.5	1.6	1.4
CKST252012-10 $\mu\text{H}/\text{M}$	10 \pm 20%	310.0	360.0	1.7	1.5	1.4	1.2

Remark:

- All test data is reference to 25°C ambient.
- Test Condition: 1MHz, 1Vrms
- Isat: Max.Value, DC current at which the inductance drops less than 30% from its value without current; Typ. Value, DC current at which the inductance drops 30% from its value without current.
- Irms: For Max. Value, $\Delta\text{T} < 40^\circ\text{C}$; for Typ. Value, ΔT is approximate 40°C .
- Operat between temperature range -40°C to $+125^\circ\text{C}$ (Including self - temperature rise)
- Absolute maximum voltage: DC 25V

CKST322512

PART NUMBER 型号	INDUCTANCE 电感量 (μ H)	DCR (m Ω) @25°C 直流电阻		Saturation Current Isat(A) 饱和电流		Heat Rating Current Irms(A) 温升电流	
		Typical	Maximum	Typical	Maximum	Typical	Maximum
CKST322512-0.47uH/M	0.47 \pm 20%	16.0	19.0	8.2	7.5	7.0	6.5
CKST322512-1uH/M	1 \pm 20%	26.0	30.0	6.5	5.7	5.5	5.0
CKST322512-1.5uH/M	1.5 \pm 20%	38.0	44.0	5.0	4.5	4.5	4.0
CKST322512-2.2uH/M	2.2 \pm 20%	58.0	67.0	4.5	4.0	4.1	3.7
CKST322512-3.3uH/M	3.3 \pm 20%	77.0	88.0	3.6	3.3	3.3	3.0
CKST322512-4.7uH/M	4.7 \pm 20%	113.0	130.0	3.0	2.7	3.0	2.6
CKST322512-6.8uH/M	6.8 \pm 20%	180.0	207.0	2.8	2.4	1.6	1.3
CKST322512-10uH/M	10 \pm 20%	250.0	288.0	1.9	1.5	1.0	0.9

CKST353220

PART NUMBER 型号	INDUCTANCE 电感量 (μ H)	DCR (m Ω) @25°C 直流电阻		Saturation Current Isat(A) 饱和电流		Heat Rating Current Irms(A) 温升电流	
		Typical	Maximum	Typical	Maximum	Typical	Maximum
CKST353220-0.47uH/M	0.47 \pm 20%	13.0	15.0	11.0	9.0	8.5	8.0
CKST353220-1uH/M	1 \pm 20%	20.0	24.0	7.5	7.0	7.0	6.6
CKST353220-1.5uH/M	1.5 \pm 20%	28.0	33.0	7.1	6.6	5.5	5.2
CKST353220-2.2uH/M	2.2 \pm 20%	33.0	40.0	6.0	5.5	5.0	4.5
CKST353220-3.3uH/M	3.3 \pm 20%	58.0	64.0	5.5	5.0	4.0	3.5
CKST353220-4.7uH/M	4.7 \pm 20%	70.0	80.0	4.2	3.7	3.5	3.2
CKST353220-6.8uH/M	6.8 \pm 20%	151.0	174.0	3.3	2.8	2.9	2.6
CKST353220-10uH/M	10 \pm 20%	175.0	200.0	3.0	2.5	2.6	2.3

Remark:

- All test data is reference to 25°C ambient.
- Test Condition: 1MHz, 1Vrms
- Isat: Max.Value, DC current at which the inductance drops less than 30% from its value without current;
Typ. Value, DC current at which the inductance drops 30% from its value without current.
- Irms: For Max. Value, $\Delta T < 40^\circ\text{C}$; for Typ. Value, ΔT is approximate 40°C .
- Operat between temperature range -40°C to $+125^\circ\text{C}$ (Including self - temperature rise)
- Absolute maximum voltage: DC 25V

CKSTT0410

PART NUMBER 型号	INDUCTANCE 电感量 (μ H)	DCR (m Ω) @25°C 直流电阻		Saturation Current Isat(A) 饱和电流		Heat Rating Current Irms(A) 温升电流	
		Typical	Maximum	Typical	Maximum	Typical	Maximum
CKSTT0410-0.47uH/M	0.47 \pm 20%	17.0	20.0	8.5	7.5	7.5	6.5
CKSTT0410-1uH/M	1 \pm 20%	33.0	38.0	6.5	5.5	3.7	3.4
CKSTT0410-2.2uH/M	2.2 \pm 20%	58.0	67.0	5.3	4.7	3.6	3.2
CKSTT0410-4.7uH/M	4.7 \pm 20%	124.0	143.0	3.5	3.0	2.8	2.5
CKSTT0410-6.8uH/M	6.8 \pm 20%	155.0	180.0	3.0	2.5	2.3	2.1
CKSTT0410-10uH/M	10 \pm 20%	210.0	245.0	2.4	2.0	2.1	1.9

CKST04012P

PART NUMBER 型号	INDUCTANCE 电感量 (μ H)	DCR (m Ω) @25°C 直流电阻		Saturation Current Isat(A) 饱和电流	Heat Rating Current Irms(A) 温升电流
		Typical	Maximum		
CKST04012P-0.22uH/N	0.22 \pm 30%	8.3	11.0	8.8	6.5
CKST04012P-0.33uH/M	0.33 \pm 20%	13.5	19.0	6.7	5.7
CKST04012P-0.47uH/M	0.47 \pm 20%	16.0	21.0	5.4	5.2
CKST04012P-0.68uH/M	0.68 \pm 20%	21.0	36.0	4.8	4.2
CKST04012P-1uH/M	1 \pm 20%	40.0	47.0	4.4	3.8
CKST04012P-1.5uH/M	1.5 \pm 20%	50.0	75.0	3.2	2.7
CKST04012P-2.2uH/M	2.2 \pm 20%	73.0	83.0	2.4	2.2

Remark:

- All test data is reference to 25°C ambient.
- Test Condition: 1MHz, 1Vrms
- Isat: Max.Value, DC current at which the inductance drops less than 30% from its value without current;
Typ. Value, DC current at which the inductance drops 30% from its value without current.
- Irms: For Max. Value, $\Delta T < 40^\circ\text{C}$; for Typ. Value, ΔT is approximate 40°C .
- Operat between temperature range -40°C to $+125^\circ\text{C}$ (Including self - temperature rise)
- Absolute maximum voltage: DC 25V

CKST0402

PART NUMBER 型号	INDUCTANCE 电感量 (μH)	DCR (m Ω) @25°C 直流电阻		Saturation Current Isat(A) 饱和电流	Heat Rating Current Irms(A) 温升电流
		Typical	Maximum	Typical	Typical
CKST0402-0.1uH/N	0.1 \pm 30%	3.5	4.0	25.0	12.0
CKST0402-0.22uH/M	0.22 \pm 20%	6.0	6.6	12.5	9.0
CKST0402-0.33uH/M	0.33 \pm 20%	8.7	12.5	11.0	8.0
CKST0402-0.47uH/M	0.47 \pm 20%	12.5	14.0	10.0	7.0
CKST0402-0.68uH/M	0.68 \pm 20%	16.0	18.0	8.0	5.2
CKST0402-1uH/M	1 \pm 20%	24.0	27.0	7.0	4.5
CKST0402-1.5uH/M	1.5 \pm 20%	38.0	46.0	6.0	4.0
CKST0402-2.2uH/M	2.2 \pm 20%	52.0	58.0	5.0	3.0
CKST0402-3.3uH/M	3.3 \pm 20%	74.0	87.0	4.0	2.5
CKST0402-4.7uH/M	4.7 \pm 20%	100.0	126.0	3.0	2.2
CKST0402-6.8uH/M	6.8 \pm 20%	162.0	178.0	2.5	2.0
CKST0402-8.2uH/M	8.2 \pm 20%	188.0	216.0	2.2	1.8
CKST0402-10uH/M	10 \pm 20%	256.0	294.0	2.0	1.2

CKST0502

PART NUMBER 型号	INDUCTANCE 电感量 (μH)	DCR (m Ω) @25°C 直流电阻		Saturation Current Isat(A) 饱和电流	Heat Rating Current Irms(A) 温升电流
		Typical	Maximum	Typical	Typical
CKST0502-0.47uH/M	0.47 \pm 20%	7.2	10.0	12.0	7.5
CKST0502-0.68uH/M	0.68 \pm 20%	10.0	18.0	10.0	6.5
CKST0502-1uH/M	1 \pm 20%	14.0	20.0	9.0	6.0
CKST0502-1.5uH/M	1.5 \pm 20%	26.0	35.0	6.5	5.5
CKST0502-2.2uH/M	2.2 \pm 20%	32.0	45.0	6.0	4.0
CKST0502-3.3uH/M	3.3 \pm 20%	68.0	80.0	5.0	3.5
CKST0502-4.7uH/M	4.7 \pm 20%	82.0	95.0	4.0	3.0
CKST0502-5.6uH/M	5.6 \pm 20%	90.0	108.0	3.8	2.9
CKST0502-6.8uH/M	6.8 \pm 20%	108.0	130.0	3.5	2.8
CKST0502-10uH/M	10 \pm 20%	152.0	180.0	2.8	2.3

Remark:

- All test data is reference to 25°C ambient.
- Test Condition: 100kHz, 1Vrms
- Isat : DC current (A) that will cause L0 to drop approximately 30% Typ.
- Irms : DC current (A) that will cause an approximate ΔT of 40°C
- Operat between temperature range -40°C to +125°C(Including self - temperature rise)
- Absolute maximum voltage: DC 75V

CKST0503

PART NUMBER 型号	INDUCTANCE 电感量 (μH)	DCR (m Ω) @25°C 直流电阻		Saturation Current Isat(A) 饱和电流	Heat Rating Current Irms(A) 温升电流
		Typical	Maximum	Typical	Typical
CKST0503-0.22uH/M	0.22 \pm 20%	3.6	4.5	28.0	16.0
CKST0503-0.33uH/M	0.33 \pm 20%	5.0	7.0	18.0	14.0
CKST0503-0.47uH/M	0.47 \pm 20%	6.5	7.5	12.0	10.0
CKST0503-0.68uH/M	0.68 \pm 20%	11.0	12.0	12.0	8.0
CKST0503-1uH/M	1 \pm 20%	13.0	15.0	9.0	7.0
CKST0503-1.2uH/M	1.2 \pm 20%	14.0	15.0	8.8	6.5
CKST0503-1.5uH/M	1.5 \pm 20%	17.0	25.0	8.5	6.0
CKST0503-2.2uH/M	2.2 \pm 20%	27.0	35.0	8.0	5.5
CKST0503-3.3uH/M	3.3 \pm 20%	35.0	46.0	6.0	4.5
CKST0503-4.7uH/M	4.7 \pm 20%	50.0	60.0	5.0	4.0
CKST0503-6.8uH/M	6.8 \pm 20%	69.0	86.0	4.5	3.5
CKST0503-8.2uH/M	8.2 \pm 20%	80.0	105.0	4.0	3.3
CKST0503-10uH/M	10 \pm 20%	115.0	126.0	3.5	2.5
CKST0503-15uH/M	15 \pm 20%	174.0	190.0	2.2	1.8
CKST0503-22uH/M	22 \pm 20%	230.0	260.0	1.9	1.3

Remark:

- All test data is reference to 25°C ambient.
- Test Condition: 100kHz, 1Vrms
- Isat : DC current (A) that will cause L0 to drop approximately 30% Typ.
- Irms : DC current (A) that will cause an approximate ΔT of 40°C
- Operat between temperature range -40°C to +125°C(Including self - temperature rise)
- Absolute maximum voltage: DC 75V

CKSTT0610

PART NUMBER 型号	INDUCTANCE 电感量 (μH)	DCR (m Ω) @25°C 直流电阻		Saturation Current Isat(A) 饱和电流		Heat Rating Current Irms(A) 温升电流	
		Typical	Maximum	Typical	Maximum	Typical	Maximum
CKSTT0610-4.7uH/M	4.7 \pm 20%	134.0	154.0	3.5	3.0	2.5	2.2
CKSTT0610-6.8uH/M	6.8 \pm 20%	164.0	197.0	3.2	2.7	2.0	1.8
CKSTT0610-10uH/M	10 \pm 20%	230.0	260.0	3.0	2.5	1.7	1.5

CKSTT0610L

PART NUMBER 型号	INDUCTANCE 电感量 (μH)	DCR (m Ω) @25°C 直流电阻		Saturation Current Isat(A) 饱和电流		Heat Rating Current Irms(A) 温升电流	
		Typical	Maximum	Typical	Maximum	Typical	Maximum
CKSTT0610L-4.7uH/M	4.7 \pm 20%	119.0	137.0	4.5	4.0	3.5	3.0
CKSTT0610L-6.8uH/M	6.8 \pm 20%	137.0	164.0	4.0	3.5	2.5	2.0
CKSTT0610L-10uH/M	10 \pm 20%	171.0	210.0	3.5	3.0	2.0	1.6

CKSTF0615

PART NUMBER 型号	INDUCTANCE 电感量 (μH)	DCR (m Ω) @25°C 直流电阻		Saturation Current Isat(A) 饱和电流		Heat Rating Current Irms(A) 温升电流	
		Typical	Maximum	Typical	Maximum	Typical	Maximum
CKSTF0615-0.28uH/M	0.28 \pm 20%	3.5	4.5	26.0	23.0	20.0	18.0
CKSTF0615-1uH/M	1 \pm 20%	8.5	11.5	13.0	11.0	12.8	11.5

CKSTF0817

PART NUMBER 型号	INDUCTANCE 电感量 (μH)	DCR (m Ω) @25°C 直流电阻		Saturation Current Isat(A) 饱和电流		Heat Rating Current Irms(A) 温升电流	
		Typical	Maximum	Typical	Maximum	Typical	Maximum
CKSTF0817-0.68uH/M	0.68 \pm 20%	5.7	6.8	23.0	20.0	20.0	18.1
CKSTF0817-0.9uH/M	0.9 \pm 20%	7.5	9.0	17.0	15.0	16.0	13.8
CKSTF0817-1.4uH/M	1.4 \pm 20%	7.8	10.8	14.0	12.0	13.0	11.7

Remark:

- All test data is reference to 25°C ambient.
- Test Condition: 1MHz, 1Vrms
- Isat: Max.Value, DC current at which the inductance drops less than 30% from its value without current;
Typ. Value, DC current at which the inductance drops 30% from its value without current.
- Irms: For Max. Value, $\Delta T < 40^\circ\text{C}$; for Typ. Value, ΔT is approximate 40°C.
- Operat between temperature range -40°C to +125°C(Including self - temperature rise)
- Absolute maximum voltage: DC 30V

CKST0603

PART NUMBER 型号	INDUCTANCE 电感量 (μH)	DCR (m Ω) @25°C 直流电阻		Saturation Current Isat(A) 饱和电流	Heat Rating Current Irms(A) 温升电流
		Typical	Maximum	Typical	Typical
CKST0603-0.1uH/N	0.1 \pm 30%	1.5	1.7	60.0	32.5
CKST0603-0.15uH/N	0.15 \pm 30%	1.9	2.5	50.0	30.0
CKST0603-0.22uH/M	0.22 \pm 20%	2.5	3.0	34.0	23.0
CKST0603-0.33uH/M	0.33 \pm 20%	3.0	3.5	25.0	21.0
CKST0603-0.47uH/M	0.47 \pm 20%	3.5	4.1	20.0	18.0
CKST0603-0.68uH/M	0.68 \pm 20%	5.3	5.9	17.0	16.0
CKST0603-0.82uH/M	0.82 \pm 20%	6.0	7.0	16.0	14.0
CKST0603-1uH/M	1 \pm 20%	7.0	7.5	15.0	12.0
CKST0603-1.5uH/M	1.5 \pm 20%	10.6	12.1	12.5	11.0
CKST0603-2.2uH/M	2.2 \pm 20%	15.5	17.5	10.0	8.0
CKST0603-3.3uH/M	3.3 \pm 20%	23.0	26.0	9.5	6.0
CKST0603-4.7uH/M	4.7 \pm 20%	34.5	38.0	6.5	5.0
CKST0603-6.8uH/M	6.8 \pm 20%	47.0	50.0	6.0	4.5
CKST0603-8.2uH/M	8.2 \pm 20%	58.5	65.0	6.0	4.0
CKST0603-10uH/M	10 \pm 20%	64.0	68.0	5.0	4.0
CKST0603-15uH/M	15 \pm 20%	106.0	115.0	3.8	2.6
CKST0603-22uH/M	22 \pm 20%	165.0	189.0	3.1	2.3
CKST0603-33uH/M	33 \pm 20%	250.0	270.0	2.5	2.0
CKST0603-47uH/M	47 \pm 20%	300.0	350.0	2.0	1.7

Remark:

- All test data is reference to 25°C ambient.
- Test Condition: 100kHz, 1Vrms
- Isat : DC current (A) that will cause L0 to drop approximately 30% Typ.
- Irms: DC current (A) that will cause an approximate ΔT of 40°C
- Operat between temperature range -40°C to +125°C(Including self - temperature rise)
- Absolute maximum voltage: DC 75V

CKST0605

PART NUMBER 型号	INDUCTANCE 电感量 (μ H)	DCR (m Ω) @25°C 直流电阻		Saturation Current Isat(A) 饱和电流	Heat Rating Current Irms(A) 温升电流
		Typical	Maximum	Typical	Typical
CKST0605-1uH/M	1 \pm 20%	5.6	6.5	13.0	12.0
CKST0605-1.5uH/M	1.5 \pm 20%	7.1	8.5	12.0	10.0
CKST0605-2.2uH/M	2.2 \pm 20%	11.6	13.5	10.0	7.0
CKST0605-3.3uH/M	3.3 \pm 20%	19.6	22.0	9.0	6.5
CKST0605-4.7uH/M	4.7 \pm 20%	27.0	30.0	8.0	5.7
CKST0605-6.8uH/M	6.8 \pm 20%	38.0	44.0	7.0	5.0
CKST0605-10uH/M	10 \pm 20%	46.0	55.0	6.0	4.5
CKST0605-15uH/M	15 \pm 20%	72.0	85.0	4.0	3.5
CKST0605-22uH/M	22 \pm 20%	115.0	130.0	3.2	2.8
CKST0605-33uH/M	33 \pm 20%	158.0	180.0	3.0	2.4
CKST0605-47uH/M	47 \pm 20%	260.0	290.0	2.5	2.0
CKST0605-68uH/M	68 \pm 20%	425.0	468.0	2.0	1.2

Remark:

- All test data is reference to 25°C ambient.
- Test Condition: 100kHz, 1Vrms
- Isat : DC current (A) that will cause L0 to drop approximately 30% Typ.
- Irms: DC current (A) that will cause an approximate Δ T of 40°C
- Operat between temperature range -40°C to +125°C(Including self - temperature rise)
- Absolute maximum voltage: DC 75V

CKST1003

PART NUMBER 型号	INDUCTANCE 电感量 (μ H)	DCR (m Ω) @25°C 直流电阻		Saturation Current Isat(A) 饱和电流	Heat Rating Current Irms(A) 温升电流
		Typical	Maximum	Typical	Typical
CKST1003-0.22uH/M-B	0.22 \pm 20%	1.07	1.2	50.0	30.0
CKST1003-0.33uH/M-B	0.33 \pm 20%	1.3	1.6	32.0	23.0
CKST1003-0.47uH/M-B	0.47 \pm 20%	2.1	2.5	26.0	23.0
CKST1003-0.56uH/M-B	0.56 \pm 20%	2.4	3.0	24.0	22.0
CKST1003-0.68uH/M-B	0.68 \pm 20%	2.9	3.4	23.0	21.0
CKST1003-1uH/M	1 \pm 20%	5.5	6.0	21.0	15.0
CKST1003-1.5uH/M	1.5 \pm 20%	6.5	7.5	18.0	12.0
CKST1003-2.2uH/M	2.2 \pm 20%	8.0	9.0	12.0	11.0
CKST1003-3.3uH/M	3.3 \pm 20%	14.5	16.0	12.0	9.0
CKST1003-4.7uH/M	4.7 \pm 20%	20.5	25.0	10.0	7.0
CKST1003-5.6uH/M	5.6 \pm 20%	27.0	30.0	10.0	6.0
CKST1003-6.8uH/M	6.8 \pm 20%	30.0	35.0	7.5	5.5
CKST1003-8.2uH/M	8.2 \pm 20%	35.0	45.0	7.0	5.0
CKST1003-10uH/M	10 \pm 20%	50.0	55.0	6.5	4.5
CKST1003-15uH/M	15 \pm 20%	59.0	65.0	5.0	4.0
CKST1003-22uH/M	22 \pm 20%	90.0	99.0	4.0	3.0

Remark:

- All test data is reference to 25°C ambient.
- Test Condition: 100kHz, 1Vrms
- Isat : DC current (A) that will cause L0 to drop approximately 30% Typ.
- Irms: DC current (A) that will cause an approximate Δ T of 40°C
- Operat between temperature range -40°C to +125°C(Including self - temperature rise)
- Absolute maximum voltage: DC 75V
- B indicate non-leadframe

CKST1004

PART NUMBER 型号	INDUCTANCE 电感量 (μ H)	DCR (m Ω) @25°C 直流电阻		Saturation Current Isat(A) 饱和电流 Typical	Heat Rating Current Irms(A) 温升电流 Typical
		Typical	Maximum		
CKST1004-0.15uH/N-B	0.15 \pm 30%	0.53	0.65	60.0	40.0
CKST1004-0.22uH/M-B	0.22 \pm 20%	0.9	1.1	55.0	35.0
CKST1004-0.36uH/M-B	0.36 \pm 20%	1.05	1.2	42.0	34.0
CKST1004-0.47uH/M-B	0.47 \pm 20%	1.53	1.68	38.0	28.0
CKST1004-0.56uH/M-B	0.56 \pm 20%	1.6	1.8	32.0	27.0
CKST1004-0.68uH/M-B	0.68 \pm 20%	2.1	2.4	30.0	23.0
CKST1004-0.82uH/M-B	0.82 \pm 20%	2.7	3.9	26.0	20.0
CKST1004-1uH/M-B	1 \pm 20%	3.0	3.3	26.0	20.0
CKST1004-1.5uH/M-B	1.5 \pm 20%	3.8	4.2	22.0	16.0
CKST1004-2.2uH/M	2.2 \pm 20%	6.0	7.0	16.0	14.0
CKST1004-3.3uH/M	3.3 \pm 20%	10.8	11.8	13.0	11.0
CKST1004-4.7uH/M	4.7 \pm 20%	14.0	16.5	12.0	8.5
CKST1004-5.6uH/M	5.6 \pm 20%	15.5	18.0	11.0	8.2
CKST1004-6.8uH/M	6.8 \pm 20%	22.5	25.0	10.0	8.0
CKST1004-8.2uH/M	8.2 \pm 20%	25.0	27.0	9.0	7.5
CKST1004-10uH/M	10 \pm 20%	27.0	30.0	7.0	6.5
CKST1004-15uH/M	15 \pm 20%	40.0	45.0	6.0	6.3
CKST1004-22uH/M	22 \pm 20%	60.0	66.0	5.5	5.0
CKST1004-33uH/M	33 \pm 20%	85.0	92.0	4.5	4.0
CKST10045-47uH/M	47 \pm 20%	130.0	150.0	4.0	3.0
CKST10045-68uH/M	68 \pm 20%	192.0	205.0	3.0	2.3

Remark:

- All test data is reference to 25°C ambient.
- Test Condition: 100kHz, 1Vrms
- Isat : DC current (A) that will cause L0 to drop approximately 30% Typ.
- Irms: DC current (A) that will cause an approximate Δ T of 40°C
- Operat between temperature range -40°C to +125°C(Including self - temperature rise)
- Absolute maximum voltage: DC 75V
- B indicate non-leadframe

CKST1005

PART NUMBER 型号	INDUCTANCE 电感量 (μ H)	DCR (m Ω) @25°C 直流电阻		Saturation Current Isat(A) 饱和电流 Typical	Heat Rating Current Irms(A) 温升电流 Typical
		Typical	Maximum		
CKST1005-0.22uH/M-B	0.22 \pm 20%	0.6	0.8	65.0	37.0
CKST1005-1uH/M-B	1 \pm 20%	2.3	3.0	28.0	19.0
CKST1005-1.5uH/M-B	1.5 \pm 20%	3.2	4.0	21.0	16.0
CKST1005-1.8uH/M-B	1.8 \pm 20%	3.5	5.0	20.0	15.0
CKST1005-2.2uH/M	2.2 \pm 20%	5.5	6.6	19.0	13.0
CKST1005-3.3uH/M	3.3 \pm 20%	9.2	11.0	18.0	11.0
CKST1005-4.7uH/M	4.7 \pm 20%	12.0	15.0	15.0	10.0
CKST1005-5.6uH/M	5.6 \pm 20%	14.0	18.0	14.0	8.5
CKST1005-6.8uH/M	6.8 \pm 20%	16.0	19.2	13.0	8.0
CKST1005-10uH/M	10 \pm 20%	23.0	28.0	10.0	7.0
CKST1005-15uH/M	15 \pm 20%	35.0	42.0	7.0	6.5
CKST1005-22uH/M	22 \pm 20%	60.0	66.0	6.0	5.5
CKST1005-33uH/M	33 \pm 20%	70.0	84.0	5.0	4.5
CKST1005-47uH/M	47 \pm 20%	130.0	150.0	4.5	3.0
CKST1005-68uH/M	68 \pm 20%	185.0	205.0	3.5	2.5

Remark:

- All test data is reference to 25°C ambient.
- Test Condition: 100kHz, 1Vrms
- Isat : DC current (A) that will cause L0 to drop approximately 30% Typ.
- Irms: DC current (A) that will cause an approximate Δ T of 40°C
- Operat between temperature range -40°C to +125°C(Including self - temperature rise)
- Absolute maximum voltage: DC 75V
- B indicate non-leadframe

CKST1205

PART NUMBER 型号	INDUCTANCE 电感量 (μ H)	DCR (m Ω) @25°C 直流电阻		Saturation Current Isat(A) 饱和电流 Typical	Heat Rating Current Irms(A) 温升电流 Typical
		Typical	Maximum		
CKST1205-0.33uH/M-B	0.33 \pm 20%	0.75	0.9	62.0	46.0
CKST1205-0.36uH/M-B	0.36 \pm 20%	0.77	1.1	60.0	41.0
CKST1205-0.47uH/M-B	0.47 \pm 20%	1.0	1.3	46.0	37.0
CKST1205-1uH/M-B	1 \pm 20%	1.9	2.5	37.0	29.0
CKST1205-1.5uH/M-B	1.5 \pm 20%	3.4	4.1	30.0	23.0
CKST1205-1.8uH/M-B	1.8 \pm 20%	3.5	4.5	26.0	18.0
CKST1205-2.2uH/M-B	2.2 \pm 20%	4.0	5.0	25.0	15.0
CKST1205-3.3uH/M	3.3 \pm 20%	7.5	9.0	20.0	12.0
CKST1205-4.7uH/M	4.7 \pm 20%	9.0	11.5	16.0	11.0
CKST1205-5.6uH/M	5.6 \pm 20%	13.0	15.0	15.0	10.5
CKST1205-6.8uH/M	6.8 \pm 20%	18.0	22.0	14.0	9.0
CKST1205-8.2uH/M	8.2 \pm 20%	19.0	24.0	13.0	8.5
CKST1205-10uH/M	10 \pm 20%	24.0	29.0	11.0	7.5
CKST1205-15uH/M	15 \pm 20%	27.0	32.0	9.0	6.0
CKST1205-22uH/M	22 \pm 20%	42.0	50.0	7.0	5.0
CKST1205-33uH/M	33 \pm 20%	60.0	84.0	6.0	3.5
CKST1205-47uH/M	47 \pm 20%	100.0	130.0	5.0	3.0

Remark:

- All test data is reference to 25°C ambient.
- Test Condition: 100kHz, 1Vrms
- Isat : DC current (A) that will cause L0 to drop approximately 30% Typ.
- Irms: DC current (A) that will cause an approximate Δ T of 40°C
- Operat between temperature range -40°C to +125°C(Including self - temperature rise)
- Absolute maximum voltage: DC 75V
- CKST1205-1uH,2.2uH Dimensions E=3.0 \pm 0.5mm , Other P/N E=3.5 \pm 0.5mm
- B indicate non-leadframe

CKST1206

PART NUMBER 型号	INDUCTANCE 电感量 (μ H)	DCR (m Ω) @25°C 直流电阻		Saturation Current Isat(A) 饱和电流 Typical	Heat Rating Current Irms(A) 温升电流 Typical
		Typical	Maximum		
CKST1206-0.33uH/M-B	0.33 \pm 20%	0.58	0.8	65.0	43.0
CKST1206-1uH/M-B	1 \pm 20%	1.4	1.7	35.0	24.0
CKST1206-1.5uH/M-B	1.5 \pm 20%	2.5	4.0	31.0	22.0
CKST1206-2.2uH/M-B	2.2 \pm 20%	4.2	6.0	26.0	18.0
CKST1206-3.3uH/M-B	3.3 \pm 20%	5.6	9.0	23.0	12.0
CKST1206-4.7uH/M-B	4.7 \pm 20%	7.2	10.5	18.0	11.8
CKST1206-6.8uH/M	6.8 \pm 20%	10.0	13.8	15.0	11.5
CKST1206-8.2uH/M	8.2 \pm 20%	13.6	16.0	13.5	11.0
CKST1206-10uH/M	10 \pm 20%	18.0	20.7	12.5	10.0
CKST1206-15uH/M	15 \pm 20%	25.0	29.0	9.0	6.0
CKST1206-18uH/M	18 \pm 20%	30.0	35.0	8.0	5.0
CKST1206-22uH/M	22 \pm 20%	34.0	39.5	7.5	5.0
CKST1206-27uH/M	27 \pm 20%	54.0	60.0	6.5	4.0
CKST1206-33uH/M	33 \pm 20%	65.0	75.0	6.0	4.0
CKST1206-47uH/M	47 \pm 20%	80.0	90.0	5.5	3.5
CKST1206-68uH/M	68 \pm 20%	115.0	130.0	4.5	3.3
CKST1206-82uH/M	82 \pm 20%	120.0	140.0	4.0	3.0
CKST1206-100uH/M	100 \pm 20%	180.0	200.0	3.5	2.5
CKST1206-120uH/M	120 \pm 20%	210.0	235.0	3.2	2.3
CKST1206-150uH/M	150 \pm 20%	300.0	350.0	2.7	2.0

Remark:

- All test data is reference to 25°C ambient.
- Test Condition: 100kHz, 1Vrms
- Isat : DC current (A) that will cause L0 to drop approximately 30% Typ.
- Irms: DC current (A) that will cause an approximate Δ T of 40°C
- Operat between temperature range -40°C to +125°C(Including self - temperature rise)
- Absolute maximum voltage: DC 75V
- CKST1206-2.2uH,3.3uH,4.7uH Dimensions E=3.0 \pm 0.5mm , Other P/N E=3.5 \pm 0.5mm
- B indicate non-leadframe

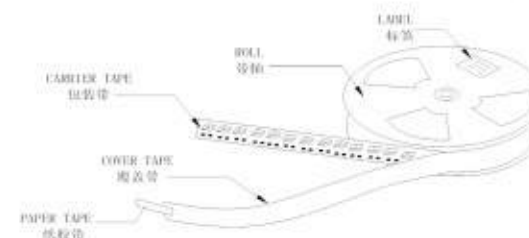

CKST1707

PART NUMBER 型号	INDUCTANCE 电感量 (μ H)	DCR (m Ω) @25°C 直流电阻		Saturation Current Isat(A) 饱和电流 Typical	Heat Rating Current Irms(A) 温升电流 Typical
		Typical	Maximum		
CKST1707-1uH/M	1 \pm 20%	1.5	1.9	55.5	32.0
CKST1707-1.5uH/M	1.5 \pm 20%	2.1	2.8	40.0	23.0
CKST1707-2.2uH/M	2.2 \pm 20%	2.3	3.0	40.0	18.0
CKST1707-3.3uH/M	3.3 \pm 20%	2.9	3.2	35.0	15.0
CKST1707-4.7uH/M	4.7 \pm 20%	4.4	5.8	30.0	13.0
CKST1707-6.8uH/M	6.8 \pm 20%	6.2	8.0	22.5	10.5
CKST1707-8.2uH/M	8.2 \pm 20%	10.0	13.0	20.0	9.5
CKST1707-10uH/M	10 \pm 20%	10.0	13.0	19.0	9.5
CKST1707-15uH/M	15 \pm 20%	16.5	22.0	14.0	9.0
CKST1707-22uH/M	22 \pm 20%	20.0	26.0	12.0	8.5
CKST1707-33uH/M	33 \pm 20%	30.0	38.5	10.7	8.0
CKST1707-47uH/M	47 \pm 20%	43.0	53.0	8.7	6.0
CKST1707-56uH/M	56 \pm 20%	55.0	60.5	7.2	5.2
CKST1707-68uH/M	68 \pm 20%	58.0	79.0	6.1	4.5
CKST1707-100uH/M	100 \pm 20%	103.0	123.0	5.0	4.0

Remark:

- All test data is reference to 25°C ambient.
- Test Condition: 100kHz, 1Vrms
- Isat : DC current (A) that will cause L0 to drop approximately 30% Typ.
- Irms: DC current (A) that will cause an approximate Δ T of 40°C
- Operat between temperature range -40°C to +125°C(Including self - temperature rise)
- Absolute maximum voltage: DC 75V

PACKAGING SPECIFICATION 包装规格



TYPE(型号)	Reel Dimension 卷盘尺寸 (mm)			Quantity (Pcs/Reel) 数量 (个/卷)
	A	B	C	
CKST2012065	178	58	13	3000
CKST201208	178	58	13	3000
CKST201210	178	58	13	3000
CKST201608	178	58	13	3000
CKST201610	178	58	13	2000
CKST252008	178	58	13	3000
CKST252010	178	58	13	3000
CKST252012	178	58	13	3000
CKST322512	178	58	13	3000
CKST353220	330	100	13	3000
CKSTT0410	330	100	13	3000
CKST04012P	330	100	13	3000
CKST0402	330	100	13	3000
CKST0502	330	100	13	2000
CKST0503	330	100	13	1500
CKSTT0610	330	100	13	2000
CKSTF0615	330	100	13	2000
CKST0603	330	100	13	1500
CKST0605	330	100	13	1000
CKSTF0817	330	100	13	2000
CKST1003	330	100	13	1000
CKST1004	330	100	13	1000
CKST1005	330	100	13	800
CKST1205	330	100	13	400
CKST1206	330	100	13	400
CKST1707	330	100	13	300

一体成型电感 CKSTC 系列

SMD MOLDING POWER INDUCTOR CKSTC SERIES

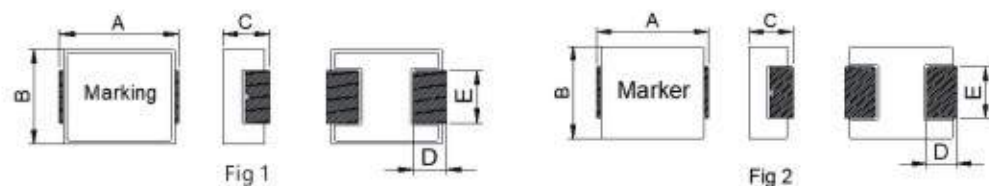
• FEATURES 特性

- 1.磁屏蔽结构,闭合磁路,抗电磁干扰强,超低蜂鸣声,可高密度安装。
Magnetic shield structure, closed magnetic circuit, strong antielectromagnetic interference, ultra low buzzer, high density installation
- 2.小体积,大电流,在高频和高温环境下保持优良的温升电流及饱和电流特性。
Small volume, large current, in high frequency and high temperature environment to maintain excellent temperature current and saturation current characteristics.
- 3.低损耗羰基粉末压铸,大电流,低电阻,高效率。
Low loss Carbonyl Iron Powder casting, high current, low resistance, high efficiency.

• APPLICATIONS 用途

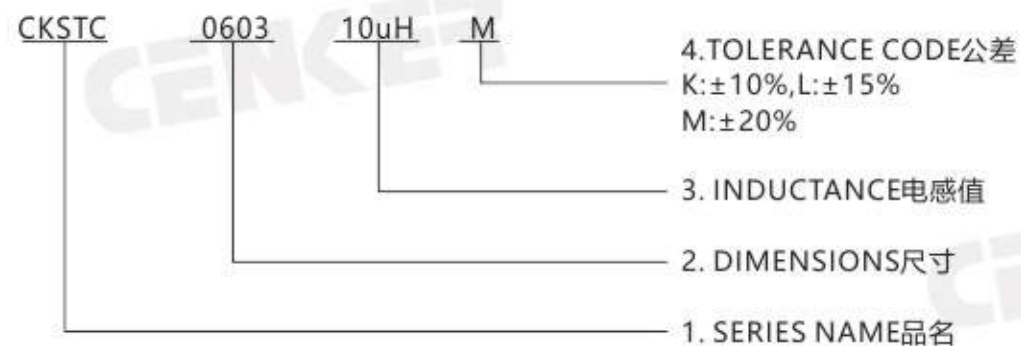
PAD,笔记本电脑,台式机,服务器,音箱,网通,安防,手机,智能家居,储能设备等
PAD, Notebook, Server, audio, netcom, security, mobile phone, smart home, Energy product...

• SHAPES AND DIMENSIONS 外形尺寸 (Unit:mm)

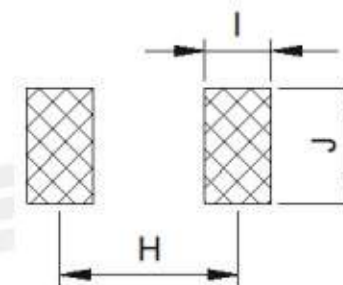


TYPE(型号)	A	B	C	D	E	Fig
CKSTC0402	4.6±0.25	4.1±0.35	2.0 Max	0.76±0.3	1.5±0.3	1
CKSTC0503	5.7±0.25	5.1±0.35	3.0 Max	1.3±0.3	2.3±0.3	1
CKSTC06024	7.4 Max	6.6±0.3	2.4 Max	1.6±0.3	3.0±0.2	1
CKSTC0603	7.4 Max	6.6±0.3	3.0 Max	1.6±0.3	3.0±0.2	1
CKSTC0605	7.5 Max	6.6±0.3	5.0 Max	1.6±0.3	3.0±0.2	1
CKSTC1004	11.6 Max.	10.2±0.3	4.0 Max	2.5±0.5	3.0±0.5	2
CKSTC1205	13.8 Max.	12.6±0.3	5.0 Max	2.7±0.7	3.0±0.5/3.5±0.5	2
CKSTC1206	13.8 Max.	12.6±0.3	6.0 Max	2.7±0.7	3.0±0.5/3.5±0.5	2
CKSTC1707	17.5±1.0	17.5 Max.	7.0 Max	2.5±0.5	11.94±0.3	2

• PART NUMBERING SYSTEM 品名系统



• RECOMMENDED PATTERNS 推荐的焊盘



TYPE(型号)	H	I	J
CKSTC0402	3.7	1.26	2.5
CKSTC0503	4.1	1.9	2.8
CKSTC06024	6.05	2.35	3.5
CKSTC0603	6.05	2.35	3.5
CKSTC0605	6.05	2.35	3.5
CKSTC1004	9.5	3.5	4.0
CKSTC1205	10.5	4	5.5
CKSTC1206	10.5	4	5.5
CKSTC1707	13.8	3.4	12.6

SPECIFICATION TABLE 规格特性表

CKSTC0402

PART NUMBER 型号	INDUCTANCE 电感量 (μ H)	DCR (m Ω) @25°C 直流电阻		Saturation Current Isat(A) 饱和电流 Typical	Heat Rating Current Irms(A) 温升电流 Typical
		Typical	Maximum		
CKSTC0402-0.22uH/M	0.22 \pm 20%	6.60	7.30	24.00	13.00
CKSTC0402-0.47uH/M	0.47 \pm 20%	11.00	14.00	14.00	8.00
CKSTC0402-1uH/M	1 \pm 20%	22.00	27.00	8.70	5.00
CKSTC0402-1.5uH/M	1.5 \pm 20%	39.00	42.00	7.00	4.50
CKSTC0402-2.2uH/M	2.2 \pm 20%	53.00	64.00	6.00	4.00
CKSTC0402-3.3uH/M	3.3 \pm 20%	75.00	87.00	5.00	3.00
CKSTC0402-4.7uH/M	4.7 \pm 20%	97.00	116.00	4.00	2.50
CKSTC0402-6.8uH/M	6.8 \pm 20%	144.00	172.00	3.50	2.10
CKSTC0402-10uH/M	10 \pm 20%	215.00	242.00	3.00	1.80

CKSTC0503

PART NUMBER 型号	INDUCTANCE 电感量 (μ H)	DCR (m Ω) @25°C 直流电阻		Saturation Current Isat(A) 饱和电流 Typical	Heat Rating Current Irms(A) 温升电流 Typical
		Typical	Maximum		
CKSTC0503-0.33uH/M	0.33 \pm 20%	4.80	6.50	20.00	14.00
CKSTC0503-0.47uH/M	0.47 \pm 20%	6.40	7.40	16.00	12.00
CKSTC0503-0.68uH/M	0.68 \pm 20%	10.00	12.00	14.00	8.50
CKSTC0503-1uH/M	1 \pm 20%	12.00	14.00	13.00	7.00
CKSTC0503-1.5uH/M	1.5 \pm 20%	16.00	25.00	10.00	6.00
CKSTC0503-2.2uH/M	2.2 \pm 20%	25.00	35.00	9.00	5.50
CKSTC0503-3.3uH/M	3.3 \pm 20%	32.00	38.00	8.00	5.00
CKSTC0503-4.7uH/M	4.7 \pm 20%	55.00	60.00	6.00	4.30
CKSTC0503-6.8uH/M	6.8 \pm 20%	72.00	80.00	5.00	4.00
CKSTC0503-10uH/M	10 \pm 20%	117.00	128.00	4.00	2.80

Remark:

- All test data is reference to 25°C ambient.
- Test Condition: 100kHz, 1Vrms
- Isat : DC current (A) that will cause L0 to drop approximately 30% Typ.
- Irms: DC current (A) that will cause an approximate Δ T of 40°C
- Operat between temperature range -40°C to +125°C(Including self - temperature rise)
- Absolute maximum voltage: DC 50V

CKSTC06024

PART NUMBER 型号	INDUCTANCE 电感量 (μ H)	DCR (m Ω) @25°C 直流电阻		Saturation Current Isat(A) 饱和电流 Typical	Heat Rating Current Irms(A) 温升电流 Typical
		Typical	Maximum		
CKSTC06024-0.68uH/M	0.68 \pm 20%	5.80	7.20	21.00	13.00
CKSTC06024-1uH/M	1 \pm 20%	10.50	13.50	16.00	11.00
CKSTC06024-1.5uH/M	1.5 \pm 20%	17.00	20.00	15.00	9.00
CKSTC06024-2.2uH/M	2.2 \pm 20%	20.00	28.00	14.00	7.00
CKSTC06024-3.3uH/M	3.3 \pm 20%	32.00	39.00	11.00	6.00
CKSTC06024-6.8uH/M	6.8 \pm 20%	73.00	95.00	9.00	4.00
CKSTC06024-10uH/M	10 \pm 20%	89.00	101.00	4.50	3.20

CKSTC0603

PART NUMBER 型号	INDUCTANCE 电感量 (μ H)	DCR (m Ω) @25°C 直流电阻		Saturation Current Isat(A) 饱和电流 Typical	Heat Rating Current Irms(A) 温升电流 Typical
		Typical	Maximum		
CKSTC0603-0.33uH/M	0.33 \pm 20%	3.50	3.90	32.00	20.00
CKSTC0603-0.47uH/M	0.47 \pm 20%	3.60	4.20	26.00	17.50
CKSTC0603-0.68uH/M	0.68 \pm 20%	5.30	5.90	25.00	16.00
CKSTC0603-0.82uH/M	0.82 \pm 20%	6.70	8.00	24.00	13.00
CKSTC0603-1uH/M	1 \pm 20%	8.30	10.00	22.00	11.00
CKSTC0603-1.5uH/M	1.5 \pm 20%	12.50	15.00	18.00	9.00
CKSTC0603-2.2uH/M	2.2 \pm 20%	17.00	20.00	14.00	8.00
CKSTC0603-3.3uH/M	3.3 \pm 20%	28.00	30.00	13.50	6.00
CKSTC0603-4.7uH/M	4.7 \pm 20%	32.00	38.00	10.00	5.50
CKSTC0603-6.8uH/M	6.8 \pm 20%	50.00	60.00	8.00	4.50
CKSTC0603-10uH/M	10 \pm 20%	65.00	85.00	7.00	3.50
CKSTC0603-15uH/M	15 \pm 20%	108.00	120.00	5.00	3.00
CKSTC0603-22uH/M	22 \pm 20%	165.00	189.00	4.50	2.30

Remark:

- All test data is reference to 25°C ambient.
- Test Condition: 100kHz, 1Vrms
- Isat : DC current (A) that will cause L0 to drop approximately 30% Typ.
- Irms: DC current (A) that will cause an approximate Δ T of 40°C
- Operat between temperature range -40°C to +125°C(Including self - temperature rise)
- Absolute maximum voltage: DC 50V

CKSTC0605

PART NUMBER 型号	INDUCTANCE 电感量 (μ H)	DCR (m Ω) @25°C 直流电阻		Saturation Current Isat(A) 饱和电流	Heat Rating Current Irms(A) 温升电流
		Typical	Maximum	Typical	Typical
CKSTC0605-0.33uH/M	0.33 \pm 20%	2.30	3.00	32.00	25.00
CKSTC0605-0.47uH/M	0.47 \pm 20%	3.20	3.90	30.00	22.00
CKSTC0605-0.68uH/M	0.68 \pm 20%	3.80	4.50	24.00	18.00
CKSTC0605-1uH/M	1 \pm 20%	5.10	6.50	20.00	15.00
CKSTC0605-1.5uH/M	1.5 \pm 20%	7.10	8.50	15.00	12.00
CKSTC0605-2.2uH/M	2.2 \pm 20%	11.20	13.50	14.00	9.00
CKSTC0605-3.3uH/M	3.3 \pm 20%	18.50	21.00	13.00	8.00
CKSTC0605-4.7uH/M	4.7 \pm 20%	27.00	30.00	12.00	6.50
CKSTC0605-6.8uH/M	6.8 \pm 20%	39.00	44.00	10.00	6.00
CKSTC0605-10uH/M	10 \pm 20%	53.00	60.00	8.00	4.20
CKSTC0605-15uH/M	15 \pm 20%	78.00	90.00	6.00	3.50
CKSTC0605-22uH/M	22 \pm 20%	120.00	140.00	5.00	2.80

CKSTC1004

PART NUMBER 型号	INDUCTANCE 电感量 (μ H)	DCR (m Ω) @25°C 直流电阻		Saturation Current Isat(A) 饱和电流	Heat Rating Current Irms(A) 温升电流
		Typical	Maximum	Typical	Typical
CKSTC1004-0.47uH/M-B	0.47 \pm 20%	1.30	1.50	43.00	28.00
CKSTC1004-1uH/M-B	1 \pm 20%	2.60	3.30	36.00	20.00
CKSTC1004-1.5uH/M-B	1.5 \pm 20%	3.60	4.20	33.00	16.00
CKSTC1004-2.2uH/M	2.2 \pm 20%	6.50	7.60	27.00	12.00
CKSTC1004-3.3uH/M	3.3 \pm 20%	10.50	11.80	20.00	11.00
CKSTC1004-4.7uH/M	4.7 \pm 20%	12.80	15.50	19.00	10.00
CKSTC1004-6.8uH/M	6.8 \pm 20%	19.00	23.30	13.50	8.50
CKSTC1004-10uH/M	10 \pm 20%	25.00	30.00	12.00	7.50
CKSTC1004-15uH/M	15 \pm 20%	40.00	45.00	10.00	6.30
CKSTC1004-22uH/M	22 \pm 20%	58.00	66.00	7.00	5.00
CKSTC1004-33uH/M	33 \pm 20%	95.00	112.00	6.00	3.50

Remark:

- All test data is reference to 25°C ambient.
- Test Condition: 100kHz, 1Vrms
- Isat : DC current (A) that will cause L0 to drop approximately 30% Typ.
- Irms: DC current (A) that will cause an approximate Δ T of 40°C
- Operat between temperature range -40°C to +125°C(Including self - temperature rise)
- Absolute maximum voltage: DC 50V
- B indicate non-leadframe

CKSTC1205

PART NUMBER 型号	INDUCTANCE 电感量 (μ H)	DCR (m Ω) @25°C 直流电阻		Saturation Current Isat(A) 饱和电流	Heat Rating Current Irms(A) 温升电流
		Typical	Maximum	Typical	Typical
CKSTC1205-0.36uH/M-B	0.36 \pm 20%	0.75	0.95	75.00	42.00
CKSTC1205-0.68uH/M-B	0.68 \pm 20%	1.35	1.70	54.00	34.00
CKSTC1205-1uH/M-B	1 \pm 20%	2.00	2.50	50.00	29.00
CKSTC1205-1.5uH/M-B	1.5 \pm 20%	2.60	3.30	48.00	27.00
CKSTC1205-2.2uH/M-B	2.2 \pm 20%	4.20	5.50	40.00	20.00
CKSTC1205-3.3uH/M	3.3 \pm 20%	7.80	9.00	35.00	15.00
CKSTC1205-4.7uH/M	4.7 \pm 20%	8.80	10.50	25.00	12.00
CKSTC1205-6.8uH/M	6.8 \pm 20%	16.30	18.50	22.00	11.00
CKSTC1205-8.2uH/M	8.2 \pm 20%	17.00	22.50	18.00	10.00
CKSTC1205-10uH/M	10 \pm 20%	23.00	28.00	15.00	9.00
CKSTC1205-15uH/M	15 \pm 20%	30.00	36.00	13.00	8.20
CKSTC1205-22uH/M	22 \pm 20%	50.00	58.00	10.00	6.50
CKSTC1205-33uH/M	33 \pm 20%	71.00	85.50	8.00	5.20

Remark:

- All test data is reference to 25°C ambient.
- Test Condition: 100kHz, 1Vrms
- Isat : DC current (A) that will cause L0 to drop approximately 30% Typ.
- Irms: DC current (A) that will cause an approximate Δ T of 40°C
- Operat between temperature range -40°C to +125°C(Including self - temperature rise)
- Absolute maximum voltage: DC 50V
- CKSTC1205-1uH,2.2uH Dimensions E=3.0 \pm 0.5mm , Other P/N E=3.5 \pm 0.5mm
- B indicate non-leadframe

CKSTC1206

PART NUMBER 型号	INDUCTANCE 电感量 (μ H)	DCR (m Ω) @25°C 直流电阻		Saturation Current Isat(A) 饱和电流 Typical	Heat Rating Current Irms(A) 温升电流 Typical
		Typical	Maximum		
CKSTC1206-1.5uH/M-B	1.5 \pm 20%	2.40	3.20	50.00	27.50
CKSTC1206-2.2uH/M-B	2.2 \pm 20%	3.30	4.20	43.00	22.00
CKSTC1206-3.3uH/M-B	3.3 \pm 20%	4.50	6.80	36.00	17.00
CKSTC1206-4.7uH/M-B	4.7 \pm 20%	7.00	10.00	30.00	16.00
CKSTC1206-6.8uH/M	6.8 \pm 20%	12.00	13.80	25.00	15.00
CKSTC1206-10uH/M	10 \pm 20%	18.00	20.00	21.00	11.00
CKSTC1206-15uH/M	15 \pm 20%	25.00	29.00	16.00	9.00
CKSTC1206-22uH/M	22 \pm 20%	32.00	37.50	12.00	8.00
CKSTC1206-47uH/M	47 \pm 20%	75.00	90.00	9.00	5.50

Remark:

- All test data is reference to 25°C ambient.
- Test Condition: 100kHz, 1Vrms
- Isat : DC current (A) that will cause L0 to drop approximately 30% Typ.
- Irms: DC current (A) that will cause an approximate Δ T of 40°C
- Operat between temperature range -40°C to +125°C(Including self - temperature rise)
- Absolute maximum voltage: DC 50V
- CKSTC1206-2.2uH,3.3uH,4.7uH Dimensions E=3.0 \pm 0.5mm , Other P/N E=3.5 \pm 0.5mm
- B indicate non-leadframe

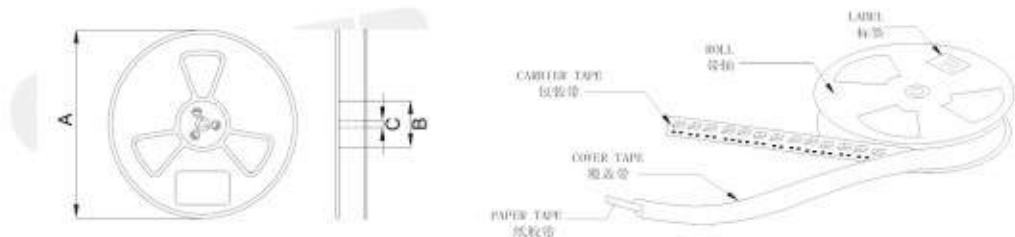
CKSTC1707

PART NUMBER 型号	INDUCTANCE 电感量 (μ H)	DCR (m Ω) @25°C 直流电阻		Saturation Current Isat(A) 饱和电流 Typical	Heat Rating Current Irms(A) 温升电流 Typical
		Typical	Maximum		
CKSTC1707-1.5uH/M	1.5 \pm 20%	1.70	2.50	65.00	47.00
CKSTC1707-2.2uH/M	2.2 \pm 20%	2.10	2.70	62.00	43.50
CKSTC1707-3.3uH/M	3.3 \pm 20%	3.00	3.90	54.00	28.00
CKSTC1707-4.7uH/M	4.7 \pm 20%	4.80	5.80	45.00	25.00
CKSTC1707-6.8uH/M	6.8 \pm 20%	7.00	9.20	39.00	19.00
CKSTC1707-10uH/M	10 \pm 20%	10.20	13.00	29.00	16.50
CKSTC1707-15uH/M	15 \pm 20%	17.00	20.50	27.00	12.50
CKSTC1707-22uH/M	22 \pm 20%	21.00	26.50	23.00	12.00
CKSTC1707-33uH/M	33 \pm 20%	30.00	38.00	20.00	11.00
CKSTC1707-47uH/M	47 \pm 20%	45.00	55.00	16.00	8.70
CKSTC1707-68uH/M	68 \pm 20%	68.00	80.00	13.00	7.00
CKSTC1707-100uH/M	100 \pm 20%	100.00	118.00	10.00	5.30

Remark:

- All test data is reference to 25°C ambient.
- Test Condition: 100kHz, 1Vrms
- Isat : DC current (A) that will cause L0 to drop approximately 30% Typ.
- Irms: DC current (A) that will cause an approximate Δ T of 40°C
- Operat between temperature range -40°C to +125°C(Including self - temperature rise)
- Absolute maximum voltage: DC 50V

PACKAGING SPECIFICATION 包装规格



TYPE(型号)	Reel Dimension 卷盘尺寸 (mm)			Quantity (Pcs/Reel) 数量 (个/卷)
	A	B	C	
CKSTC0402	330	100	13	3000
CKSTC0503	330	100	13	1500
CKSTC06024	330	100	13	1500
CKSTC0603	330	100	13	1500
CKSTC0605	330	100	13	1000
CKSTC1004	330	100	13	1000
CKSTC1205	330	100	13	400
CKSTC1206	330	100	13	400
CKSTC1707	330	100	13	300

一体成型电感 CKSTF 系列

SMD MOLDING POWER INDUCTOR CKSTF SERIES



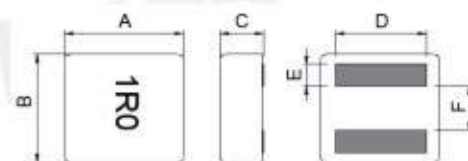
• FEATURES 特性

- 1.磁屏蔽结构,T core 工艺, 闭合磁路,抗电磁干扰强。
Magnetic shielding structure,T core technology, closed magnetic circuit, strong anti-electromagnetic interference.
- 2.大电流,在高频和高温环境下保持优良的温升电流及饱和电流特性。
High current, in high frequency and high temperature environment to maintain excellent temperature current and saturation current characteristics.

• APPLICATIONS 用途

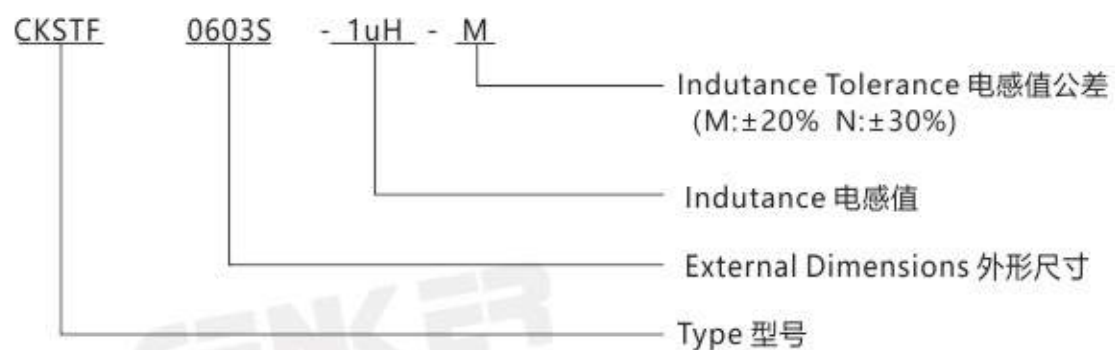
储能电源, 台式机, 服务器, 音箱, 光伏, 新能源汽车等
Energy storage power supply, desktop, server, audio, photovoltaic, new energy vehicles, etc

• SHAPES AND DIMENSIONS 外形尺寸 (Unit:mm)

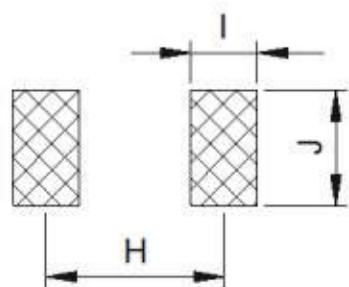


TYPE(型号)	A	B	C	D	E	F
CKSTF0603S	6.6±0.2	6.4±0.2	3.1 Max.	5.0 Typ.	1.25±0.2	2.8±0.3
CKSTF0606S	6.6±0.2	6.4±0.2	6.1 Max.	5.0 Typ.	1.25±0.2	2.8±0.3
CKSTF0707S	7.5±0.5	7.2±0.5	7.0 Max.	6.0 Typ.	1.45±0.2	3.37±0.3
CKSTF1010S	11.3±0.5	10.0±0.5	10.0 Max.	8.0 Typ.	2.2±0.2	4.45±0.3
CKSTF1510S	16.2±0.3	15.2±0.3	10.0 Max.	12.5 Typ.	3.0±0.2	7.6±0.3

● PART NUMBERING SYSTEM 品名系统



● RECOMMENDED PATTERNS 推荐的焊盘



TYPE(型号)	H	I	J
CKSTF0603S	4.05	1.45	5.5
CKSTF0606S	4.05	1.45	5.5
CKSTF0707S	4.85	1.95	6.5
CKSTF1010S	6.65	2.40	9.0
CKSTF1510S	10.60	3.20	13.2

■ SPECIFICATION TABLE 规格特性表

CKSTF0603S

PART NUMBER 型号	INDUCTANCE 电感量 (μH)	DCR (m Ω) @25°C 直流电阻		Saturation Current Isat(A) 饱和电流	Heat Rating Current Irms(A) 温升电流
		Typical	Maximum	Typical	Typical
CKSTF0603S-1uH/M	1±20%	5.62	6.18	23.0	18.0
CKSTF0603S-1.2uH/M	1.2±20%	6.82	7.50	22.0	16.0
CKSTF0603S-2.2uH/M	2.2±20%	12.70	13.97	15.9	10.0
CKSTF0603S-3.3uH/M	3.3±20%	19.92	20.81	12.2	8.0

CKSTF0606S

PART NUMBER 型号	INDUCTANCE 电感量 (μH)	DCR (m Ω) @25°C 直流电阻		Saturation Current Isat(A) 饱和电流	Heat Rating Current Irms(A) 温升电流
		Typical	Maximum	Typical	Typical
CKSTF0606S-4.7uH/M	4.7±20%	13.10	14.40	10.5	11.0
CKSTF0606S-5.6uH/M	5.6±20%	14.46	15.90	9.9	10.0
CKSTF0606S-6.8uH/M	6.8±20%	18.90	20.80	9.2	9.0
CKSTF0606S-8.2uH/M	8.2±20%	24.00	26.40	8.4	8.0
CKSTF0606S-10uH/M	10±20%	27.00	29.82	7.6	7.0
CKSTF0606S-15uH/M	15±20%	39.77	43.75	5.8	6.0
CKSTF0606S-22uH/M	22±20%	55.12	60.63	5.6	5.0
CKSTF0606S-33uH/M	33±20%	95.68	105.00	3.7	3.6

Remark:

- All test data is reference to 25°C ambient.
- Test Condition: 1MHz, 0.1Vrms
- Isat: Max. Value, DC current at which the inductance drops less than 30% from its value without current; Typ. Value, DC current at which the inductance drops 30% from its value without current.
- Irms: For Max. Value, $\Delta T < 40^\circ\text{C}$; for Typ. Value, ΔT is approximate 40°C .
- Operat between temperature range -40°C to $+125^\circ\text{C}$ (Including self - temperature rise)
- Absolute maximum voltage: DC 60V

CKSTF0707S

PART NUMBER 型号	INDUCTANCE 电感量 (μH)	DCR (m Ω) @25°C 直流电阻		Saturation Current Isat(A) 饱和电流 Typical	Heat Rating Current Irms(A) 温升电流 Typical
		Typical	Maximum		
CKSTF0707S-1uH/M	1 \pm 20%	2.55	2.81	34.8	25.0
CKSTF0707S-1.2uH/M	1.2 \pm 20%	3.10	3.41	31.2	21.6
CKSTF0707S-2.2uH/M	2.2 \pm 20%	5.73	6.33	19.6	17.8
CKSTF0707S-3.3uH/M	3.3 \pm 20%	8.56	9.42	19.4	15.1
CKSTF0707S-4.7uH/M	4.7 \pm 20%	12.96	14.26	15.2	13.6
CKSTF0707S-5.6uH/M	5.6 \pm 20%	13.67	15.03	13.0	11.4
CKSTF0707S-6.8uH/M	6.8 \pm 20%	17.84	19.62	12.8	9.2
CKSTF0707S-22uH/M	22 \pm 20%	42.26	48.60	5.3	6.7
CKSTF0707S-47uH/M	47 \pm 20%	84.41	97.07	4.2	4.1

Remark:

- All test data is reference to 25°C ambient.
- Test Condition: 1MHz, 0.1Vrms
- Isat: Max.Value, DC current at which the inductance drops less than 30% from its value without current; Typ. Value, DC current at which the inductance drops 30% from its value without current.
- Irms: For Max. Value, $\Delta T < 40^\circ\text{C}$; for Typ. Value, ΔT is approximate 40°C .
- Operat between temperature range -40°C to $+125^\circ\text{C}$ (Including self - temperature rise)
- Absolute maximum voltage: DC 60V

CKSTF1010S

PART NUMBER 型号	INDUCTANCE 电感量 (μH)	DCR (m Ω) @25°C 直流电阻		Saturation Current Isat(A) 饱和电流 Typical	Heat Rating Current Irms(A) 温升电流 Typical
		Typical	Maximum		
CKSTF1010S-1uH/M	1 \pm 20%	1.00	1.10	55.0	43.5
CKSTF1010S-1.5uH/M	1.5 \pm 20%	1.60	1.76	36.6	40.5
CKSTF1010S-2.2uH/M	2.2 \pm 20%	2.55	2.80	34.0	32.0
CKSTF1010S-3.3uH/M	3.3 \pm 20%	3.70	4.10	27.4	25.0
CKSTF1010S-4.7uH/M	4.7 \pm 20%	5.20	5.70	25.4	24.0
CKSTF1010S-5.6uH/M	5.6 \pm 20%	6.30	6.93	23.6	21.2
CKSTF1010S-6.8uH/M	6.8 \pm 20%	8.10	8.90	21.8	18.5
CKSTF1010S-8.2uH/M	8.2 \pm 20%	11.70	12.90	18.3	17.1
CKSTF1010S-10uH/M	10 \pm 20%	13.40	14.75	17.5	15.5
CKSTF1010S-15uH/M	15 \pm 20%	16.90	18.60	15.5	13.8

CKSTF1510S

PART NUMBER 型号	INDUCTANCE 电感量 (μH)	DCR (m Ω) @25°C 直流电阻		Saturation Current Isat(A) 饱和电流 Typical	Heat Rating Current Irms(A) 温升电流 Typical
		Typical	Maximum		
CKSTF1510S-4.7uH/M	4.7 \pm 20%	3.35	3.80	39.0	29.0
CKSTF1510S-6.8uH/M	6.8 \pm 20%	4.17	4.60	36.0	26.0
CKSTF1510S-8.2uH/M	8.2 \pm 20%	6.00	7.50	30.0	24.0
CKSTF1510S-10uH/M	10 \pm 20%	6.80	9.00	26.3	22.0
CKSTF1510S-15uH/M	15 \pm 20%	9.17	12.40	23.0	18.0
CKSTF1510S-22uH/M	22 \pm 20%	14.50	16.00	18.7	14.0
CKSTF1510S-33uH/M	33 \pm 20%	18.70	20.00	16.7	12.0

Remark:

- All test data is reference to 25°C ambient.
- Test Condition: 1MHz, 0.1Vrms
- Isat: Max.Value, DC current at which the inductance drops less than 30% from its value without current; Typ. Value, DC current at which the inductance drops 30% from its value without current.
- Irms: For Max. Value, $\Delta T < 40^\circ\text{C}$; for Typ. Value, ΔT is approximate 40°C .
- Operat between temperature range -40°C to $+125^\circ\text{C}$ (Including self - temperature rise)
- Absolute maximum voltage: DC 60V

磁胶电感 CKCS 系列

MAGNETIC GLUE INDUCTOR CKCS SERIES

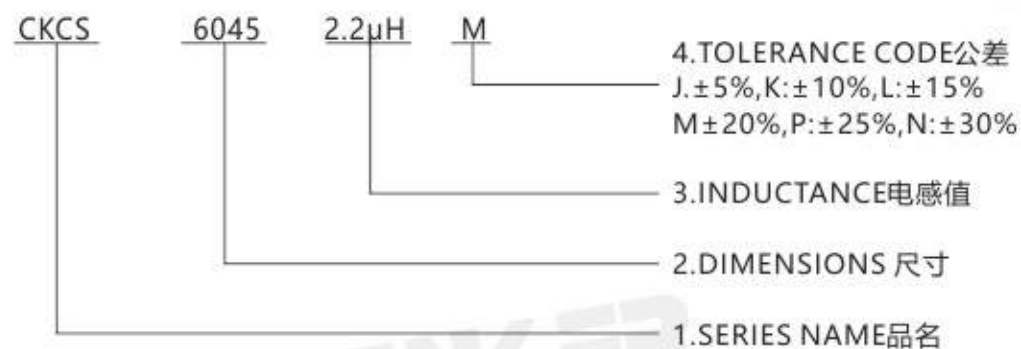
• FEATURES 特性

- 1.表面贴装,小型、超薄电感器,大功率,高饱和,低电阻之特性。
The inductor designed as surface mounting, smallest and thinnest with high power, high saturation and low resistance
- 2.磁性胶水涂敷结构极大减少了噪声,闭合磁路结构设计,漏磁少,抗EMI能力强。
Magnetic-resin shielded structure reduces buzz noise to ultra-low levels, Closed magnetic circuit structure reduces magnetic leakage flux, high performance of anti-EMI.
- 3.同等尺寸额定电流较传统电感高出30%以上。
Compared with the same size part, the rated current 30% higher than the traditional inductors.

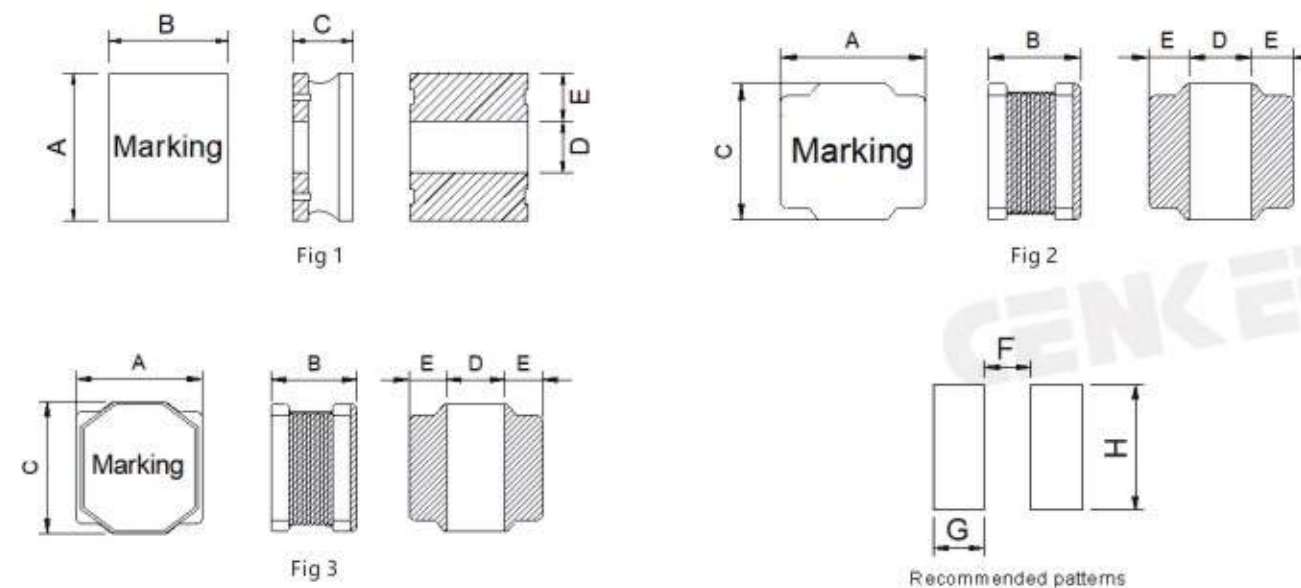
• APPLICATIONS 用途

PAD,笔记本电脑,服务器,音箱,网通,安防,手机,智能家居,储能设备等
PAD, Notebook, Server, audio, netcom, security, mobile phone, smart home, Energy product...

• PART NUMBERING SYSTEM 品名系统



• SHAPES AND DIMENSIONS 外形尺寸 (Unit:mm)



TYPE(型号)	A	B	C	D	E	F	G	H	Fig
CKCS201610	2.0±0.3	1.6±0.3	1.05 Max	0.7±0.3	0.65±0.3	0.3	1.1	2.1	1
CKCS252010	2.5±0.3	2.0±0.3	1.05 Max	0.94±0.3	0.83±0.3	0.4	1.4	2.5	1
CKCS252012	2.5±0.3	2.0±0.3	1.25 Max	0.94±0.3	0.83±0.3	0.4	1.4	2.5	1
CKCS3012	3.0±0.2	1.3 Max	3.0±0.2	1.2±0.3	0.9±0.3	0.7	1.4	2.7	3
CKCS3015	3.0±0.2	1.7 Max	3.0±0.2	1.2±0.3	0.9±0.3	0.7	1.4	2.7	3
CKCS4018	4.0±0.2	1.8 Max	4.0±0.2	1.6±0.3	1.2±0.3	1.0	1.7	3.7	3
CKCS4020	4.0±0.2	2.0 Max	4.0±0.2	1.6±0.3	1.2±0.3	1.0	1.7	3.7	3
CKCS4030	4.0±0.2	3.0 Max	4.0±0.2	1.3±0.3	1.35±0.3	0.8	1.9	3.7	3
CKCS5020	5.0±0.2	2.1 Max	5.0±0.2	1.4±0.3	1.8±0.3	0.9	2.3	4.2	2
CKCS5040	5.0±0.2	4.0 Max	5.0±0.2	1.8±0.3	1.6±0.3	1.1	2.2	4.2	3
CKCS6020	6.0±0.3	2.1 Max	6.0±0.3	2.3±0.3	1.85±0.3	1.8	2.4	5.7	2
CKCS6028	6.0±0.3	3.0 Max	6.0±0.3	2.3±0.3	1.85±0.3	1.8	2.4	5.7	2
CKCS6045	6.0±0.3	4.7 Max	6.0±0.3	2.3±0.3	1.85±0.3	1.8	2.4	5.7	2
CKCS8040	8.0±0.3	4.2 Max	8.0±0.3	3.6±0.3	2.2±0.3	3.1	2.7	7.5	2
CKCS8060	8.0±0.3	6.2 Max	8.0±0.3	3.6±0.3	2.2±0.3	3.1	2.7	7.5	2
CKCS8080	8.0±0.3	8.0 Max	8.0±0.3	3.6±0.3	2.2±0.3	3.1	2.7	7.5	2

SPECIFICATION TABLE 规格特性表

CKCS201610

PART NUMBER 型号	INDUCTANCE (μ H) 电感值	DCR (Max) (Ω) 直流电阻	Isat (Max.) (A) 饱和电流	Irms (Max.) (A) 温升电流	Marker 印字
CKCS201610-1uH/N	1 \pm 30%	0.114	1.65	1.45	/
CKCS201610-1.5uH/N	1.5 \pm 30%	0.174	1.35	1.25	/
CKCS201610-2.2uH/N	2.2 \pm 30%	0.264	1.10	1.10	/
CKCS201610-3.3uH/M	3.3 \pm 20%	0.335	0.90	0.88	/
CKCS201610-4.7uH/M	4.7 \pm 20%	0.479	0.70	0.74	/
CKCS201610-6.8uH/M	6.8 \pm 20%	0.816	0.60	0.52	/

CKCS252010

PART NUMBER 型号	INDUCTANCE (μ H) 电感值	DCR (Max) (Ω) 直流电阻	Isat (Max.) (A) 饱和电流	Irms (Max.) (A) 温升电流	Marker 印字
CKCS252010-1uH/N	1 \pm 30%	0.108 Max.	1.85	1.65	A
CKCS252010-1.5uH/N	1.5 \pm 30%	0.182 Max.	1.80	1.30	B
CKCS252010-2.2uH/N	2.2 \pm 30%	0.209 Max.	1.20	1.20	C
CKCS252010-3.3uH/M	3.3 \pm 20%	0.328 Max.	1.05	0.90	D
CKCS252010-4.7uH/M	4.7 \pm 20%	0.563 Max.	0.95	0.70	E
CKCS252010-5.6uH/M	5.6 \pm 20%	0.563 Max.	0.80	0.73	F
CKCS252010-6.8uH/M	6.8 \pm 20%	0.896 Max.	0.78	0.59	G

Remark:

- All test data is reference to 25°C ambient.
- Inductance Tested at 1MHz,0.2Vrms
- Isat: DC current at which the inductance drops approximate 30% from its value without current;
- Irms: DC current that causes the temperature rise ($\Delta T \leq 40^\circ\text{C}$) from 25°C ambient.
- Operating Temperature: $-40^\circ\text{C} \sim +125^\circ\text{C}$ (Including self - temperature rise)
- Absolute maximum voltage: DC 50V

CKCS252012

PART NUMBER 型号	INDUCTANCE (μ H) 电感值	DCR (Max) (Ω) 直流电阻	Isat (Max.) (A) 饱和电流	Irms (Max.) (A) 温升电流	Marker 印字
CKCS252012-0.47uH/N-010	0.47 \pm 30%	0.085	3.82	1.95	A
CKCS252012-0.68uH/N-010	0.68 \pm 30%	0.098	3.28	1.93	B
CKCS252012-1uH/N	1 \pm 30%	0.090	2.59	1.93	C
CKCS252012-1.5uH/N	1.5 \pm 30%	0.147	2.24	1.40	E
CKCS252012-2.2uH/N	2.2 \pm 30%	0.216	1.85	1.15	F
CKCS252012-3.3uH/M	3.3 \pm 20%	0.264	1.61	1.04	G
CKCS252012-4.7uH/M	4.7 \pm 20%	0.377	1.12	0.84	H
CKCS252012-6.8uH/M	6.8 \pm 20%	0.581	0.98	0.69	J
CKCS252012-10uH/M	10 \pm 20%	0.690	0.79	0.62	K

Remark:

- All test data is reference to 25°C ambient.
- Inductance Tested at 1MHz,0.2Vrms
- Isat: DC current at which the inductance drops approximate 30% from its value without current;
- Irms: DC current that causes the temperature rise ($\Delta T \leq 40^\circ\text{C}$) from 25°C ambient.
- Operating Temperature: $-40^\circ\text{C} \sim +125^\circ\text{C}$ (Including self - temperature rise)
- Absolute maximum voltage: DC 50V

CKCS3012

PART NUMBER 型号	INDUCTANCE (μ H) 电感值	DCR (Max) (Ω) 直流电阻	Isat (Max.) (A) 饱和电流	Irms (Max.) (A) 温升电流
CKCS3012-1uH/N	1 \pm 30%	0.040	1.87	2.20
CKCS3012-1.5uH/N	1.5 \pm 30%	0.045	1.62	2.01
CKCS3012-2.2uH/N	2.2 \pm 30%	0.075	1.20	1.55
CKCS3012-3.3uH/M	3.3 \pm 20%	0.100	1.05	1.36
CKCS3012-4.7uH/M	4.7 \pm 20%	0.150	0.90	1.24
CKCS3012-6.8uH/M	6.8 \pm 20%	0.190	0.75	0.98
CKCS3012-10uH/M	10 \pm 20%	0.320	0.60	0.83
CKCS3012-15uH/M	15 \pm 20%	0.360	0.45	0.71
CKCS3012-22uH/M	22 \pm 20%	0.645	0.42	0.53
CKCS3012-33uH/M	33 \pm 20%	0.875	0.36	0.46
CKCS3012-47uH/M	47 \pm 20%	1.450	0.27	0.35

CKCS3015

PART NUMBER 型号	INDUCTANCE (μ H) 电感值	DCR (Max) (Ω) 直流电阻	Isat (Max.) (A) 饱和电流	Irms (Max.) (A) 温升电流
CKCS3015-1uH/N	1 \pm 30%	0.039	2.32	2.35
CKCS3015-1.5uH/N	1.5 \pm 30%	0.050	2.00	1.70
CKCS3015-2.2uH/N	2.2 \pm 30%	0.060	1.60	1.60
CKCS3015-3.3uH/M	3.3 \pm 20%	0.080	1.32	1.36
CKCS3015-4.7uH/M	4.7 \pm 20%	0.125	1.10	1.09
CKCS3015-6.8uH/M	6.8 \pm 20%	0.200	0.85	0.85
CKCS3015-10uH/M	10 \pm 20%	0.250	0.72	0.77
CKCS3015-15uH/M	15 \pm 20%	0.350	0.66	0.65
CKCS3015-22uH/M	22 \pm 20%	0.460	0.52	0.57
CKCS3015-33uH/M	33 \pm 20%	0.820	0.44	0.43
CKCS3015-47uH/M	47 \pm 20%	1.250	0.35	0.35

Remark:

- All test data is reference to 25°C ambient.
- Inductance Tested at 100kHz, 1Vrms
- Isat: DC current at which the inductance drops approximate 30% from its value without current;
- Irms: DC current that causes the temperature rise ($\Delta T \leq 40^\circ\text{C}$) from 25°C ambient.
- Operating Temperature: $-40^\circ\text{C} \sim +125^\circ\text{C}$ (Including self - temperature rise)
- Absolute maximum voltage: DC 50V

CKCS4018

PART NUMBER 型号	INDUCTANCE (μ H) 电感值	DCR (Max) (Ω) 直流电阻	Isat (Max.) (A) 饱和电流	Irms (Max.) (A) 温升电流
CKCS4018-0.47uH/N	0.47 \pm 30%	0.023	4.30	2.50
CKCS4018-1uH/N	1 \pm 30%	0.025	4.20	2.00
CKCS4018-1.5uH/N	1.5 \pm 30%	0.030	3.35	1.80
CKCS4018-2.2uH/N	2.2 \pm 30%	0.045	2.70	1.65
CKCS4018-3.3uH/M	3.3 \pm 20%	0.070	2.45	1.23
CKCS4018-4.7uH/M	4.7 \pm 20%	0.090	1.70	1.20
CKCS4018-6.8uH/M	6.8 \pm 20%	0.110	1.45	1.06
CKCS4018-10uH/M	10 \pm 20%	0.180	1.30	0.84
CKCS4018-15uH/M	15 \pm 20%	0.250	0.94	0.65
CKCS4018-22uH/M	22 \pm 20%	0.360	0.80	0.59
CKCS4018-33uH/M	33 \pm 20%	0.530	0.56	0.49
CKCS4018-47uH/M	47 \pm 20%	0.650	0.57	0.42
CKCS4018-68uH/M	68 \pm 20%	1.000	0.47	0.32
CKCS4018-100uH/M	100 \pm 20%	1.750	0.40	0.25
CKCS4018-150uH/M	150 \pm 20%	2.500	0.30	0.22

Remark:

- All test data is reference to 25°C ambient.
- Inductance Tested at 100kHz, 1Vrms
- Isat: DC current at which the inductance drops approximate 30% from its value without current;
- Irms: DC current that causes the temperature rise ($\Delta T \leq 40^\circ\text{C}$) from 25°C ambient.
- Operating Temperature: $-40^\circ\text{C} \sim +125^\circ\text{C}$ (Including self - temperature rise)
- CKCS4018-100uH~150uH Absolute maximum voltage: DC 50V

CKCS4020

PART NUMBER 型号	INDUCTANCE (μ H) 电感值	DCR (Max) (Ω) 直流电阻	Isat (Max.) (A) 饱和电流	Irms (Max.) (A) 温升电流
CKCS4020-1 μ H/N	1 \pm 30%	0.029	4.78	2.15
CKCS4020-1.5 μ H/N	1.5 \pm 30%	0.035	4.45	1.98
CKCS4020-2.2 μ H/N	2.2 \pm 30%	0.040	3.40	1.85
CKCS4020-3.3 μ H/M	3.3 \pm 20%	0.070	3.20	1.40
CKCS4020-4.7 μ H/M	4.7 \pm 20%	0.075	2.35	1.34
CKCS4020-6.8 μ H/M	6.8 \pm 20%	0.125	2.00	1.04
CKCS4020-10 μ H/M	10 \pm 20%	0.165	1.60	0.90
CKCS4020-15 μ H/M	15 \pm 20%	0.230	1.35	0.77
CKCS4020-22 μ H/M	22 \pm 20%	0.350	1.05	0.62
CKCS4020-33 μ H/M	33 \pm 20%	0.550	0.85	0.49
CKCS4020-47 μ H/M	47 \pm 20%	0.710	0.74	0.44
CKCS4020-56 μ H/M	56 \pm 20%	0.800	0.66	0.41
CKCS4020-68 μ H/M	68 \pm 20%	1.060	0.61	0.36
CKCS4020-82 μ H/M	82 \pm 20%	1.170	0.50	0.34
CKCS4020-100 μ H/M	100 \pm 20%	1.550	0.48	0.31
CKCS4020-150 μ H/M	150 \pm 20%	2.800	0.40	0.25

Remark:

- All test data is reference to 25°C ambient.
- Inductance Tested at 100kHz, 1Vrms
- Isat: DC current at which the inductance drops approximate 30% from its value without current;
- Irms: DC current that causes the temperature rise ($\Delta T \leq 40^\circ\text{C}$) from 25°C ambient.
- Operating Temperature: $-40^\circ\text{C} \sim +125^\circ\text{C}$ (Including self - temperature rise)
- CKCS4020-100 μ H~150 μ H Absolute maximum voltage: DC 50V

CKCS4030

PART NUMBER 型号	INDUCTANCE (μ H) 电感值	DCR (Max) (Ω) 直流电阻	Isat (Max.) (A) 饱和电流	Irms (Max.) (A) 温升电流
CKCS4030-1 μ H/N	1 \pm 30%	0.016	5.26	4.14
CKCS4030-1.5 μ H/N	1.5 \pm 30%	0.025	4.84	3.34
CKCS4030-2.2 μ H/N	2.2 \pm 30%	0.030	4.40	2.95
CKCS4030-3.3 μ H/M	3.3 \pm 20%	0.040	3.30	2.40
CKCS4030-4.7 μ H/M	4.7 \pm 20%	0.060	2.90	2.00
CKCS4030-6.8 μ H/M	6.8 \pm 20%	0.090	2.75	1.60
CKCS4030-10 μ H/M	10 \pm 20%	0.120	1.95	1.50
CKCS4030-15 μ H/M	15 \pm 20%	0.190	1.65	1.11
CKCS4030-22 μ H/M	22 \pm 20%	0.225	1.30	1.00
CKCS4030-33 μ H/M	33 \pm 20%	0.330	1.10	0.84
CKCS4030-47 μ H/M	47 \pm 20%	0.445	0.95	0.72
CKCS4030-68 μ H/M	68 \pm 20%	0.868	0.72	0.52
CKCS4030-100 μ H/M	100 \pm 20%	1.150	0.60	0.45
CKCS4030-120 μ H/M	120 \pm 20%	1.300	0.53	0.42
CKCS4030-150 μ H/M	150 \pm 20%	1.800	0.50	0.39
CKCS4030-180 μ H/M	180 \pm 20%	2.200	0.45	0.38
CKCS4030-220 μ H/M	220 \pm 20%	2.500	0.40	0.35
CKCS4030-330 μ H/M	330 \pm 20%	4.000	0.30	0.25

Remark:

- All test data is reference to 25°C ambient.
- Inductance Tested at 100kHz, 1Vrms
- Isat: DC current at which the inductance drops approximate 30% from its value without current;
- Irms: DC current that causes the temperature rise ($\Delta T \leq 40^\circ\text{C}$) from 25°C ambient.
- Operating Temperature: $-40^\circ\text{C} \sim +125^\circ\text{C}$ (Including self - temperature rise)
- CKCS4030-150 μ H~330 μ H Absolute maximum voltage: DC 50V

CKCS5020

PART NUMBER 型号	INDUCTANCE (μ H) 电感值	DCR (Max) (Ω) 直流电阻	Isat (Max.) (A) 饱和电流	Irms (Max.) (A) 温升电流
CKCS5020-0.47uH/N	0.47 \pm 30%	0.013	6.20	4.60
CKCS5020-1uH/N	1 \pm 30%	0.020	4.10	3.80
CKCS5020-1.5uH/N	1.5 \pm 30%	0.030	4.10	3.20
CKCS5020-2.2uH/N	2.2 \pm 30%	0.032	3.20	2.70
CKCS5020-3.3uH/M	3.3 \pm 20%	0.050	2.55	2.30
CKCS5020-4.7uH/M	4.7 \pm 20%	0.057	2.50	2.20
CKCS5020-6.8uH/M	6.8 \pm 20%	0.083	2.05	1.80
CKCS5020-10uH/M	10 \pm 20%	0.120	1.70	1.55
CKCS5020-15uH/M	15 \pm 20%	0.165	1.35	1.25
CKCS5020-22uH/M	22 \pm 20%	0.250	1.15	1.10
CKCS5020-33uH/M	33 \pm 20%	0.400	0.92	0.90
CKCS5020-47uH/M	47 \pm 20%	0.580	0.77	0.75
CKCS5020-68uH/M	68 \pm 20%	0.740	0.65	0.64
CKCS5020-100uH/M	100 \pm 20%	1.100	0.53	0.53

Remark:

- All test data is reference to 25°C ambient.
- Inductance Tested at 100kHz, 1Vrms
- Isat: DC current at which the inductance drops approximate 30% from its value without current;
- Irms: DC current that causes the temperature rise ($\Delta T \leq 40^\circ\text{C}$) from 25°C ambient.
- Operating Temperature: $-40^\circ\text{C} \sim +125^\circ\text{C}$ (Including self - temperature rise)

CKCS5040

PART NUMBER 型号	INDUCTANCE (μ H) 电感值	DCR (Max) (Ω) 直流电阻	Isat (Max.) (A) 饱和电流	Irms (Max.) (A) 温升电流
CKCS5040-1uH/N	1 \pm 30%	0.012	7.35	4.90
CKCS5040-1.2uH/N	1.2 \pm 30%	0.016	6.50	4.15
CKCS5040-1.5uH/N	1.5 \pm 30%	0.018	6.30	4.00
CKCS5040-2.2uH/N	2.2 \pm 30%	0.019	4.90	3.80
CKCS5040-3.3uH/M	3.3 \pm 20%	0.024	3.95	3.40
CKCS5040-4.7uH/M	4.7 \pm 20%	0.032	3.50	3.00
CKCS5040-6.8uH/M	6.8 \pm 20%	0.043	2.90	2.50
CKCS5040-10uH/M	10 \pm 20%	0.064	2.35	2.10
CKCS5040-15uH/M	15 \pm 20%	0.086	2.00	2.00
CKCS5040-22uH/M	22 \pm 20%	0.129	1.60	1.50
CKCS5040-33uH/M	33 \pm 20%	0.188	1.30	1.20
CKCS5040-47uH/M	47 \pm 20%	0.272	1.10	1.00
CKCS5040-68uH/M	68 \pm 20%	0.400	0.90	0.80
CKCS5040-100uH/M	100 \pm 20%	0.560	0.75	0.70
CKCS5040-150uH/M	150 \pm 20%	0.750	0.65	0.60
CKCS5040-180uH/M	180 \pm 20%	1.200	0.60	0.48
CKCS5040-220uH/M	220 \pm 20%	1.280	0.48	0.40
CKCS5040-330uH/M	330 \pm 20%	2.100	0.42	0.36
CKCS5040-470uH/M	470 \pm 20%	3.000	0.37	0.35

Remark:

- All test data is reference to 25°C ambient.
- Inductance Tested at 100kHz, 1Vrms
- Isat: DC current at which the inductance drops approximate 30% from its value without current;
- Irms: DC current that causes the temperature rise ($\Delta T \leq 40^\circ\text{C}$) from 25°C ambient.
- Operating Temperature: $-40^\circ\text{C} \sim +125^\circ\text{C}$ (Including self - temperature rise)
- CKCS5040-330uH~470uH Absolute maximum voltage: DC 100V

CKCS6020

PART NUMBER 型号	INDUCTANCE (μ H) 电感值	DCR (Max) (Ω) 直流电阻	Isat (Max.) (A) 饱和电流	Irms (Max.) (A) 温升电流
CKCS6020-1 μ H/N	1 \pm 30%	0.020	4.15	3.50
CKCS6020-1.5 μ H/N	1.5 \pm 30%	0.022	4.25	3.20
CKCS6020-2.2 μ H/N	2.2 \pm 30%	0.028	3.75	2.75
CKCS6020-3.3 μ H/M	3.3 \pm 20%	0.035	3.15	2.60
CKCS6020-4.7 μ H/M	4.7 \pm 20%	0.058	3.00	2.00
CKCS6020-6.8 μ H/M	6.8 \pm 20%	0.079	2.20	1.80
CKCS6020-10 μ H/M	10 \pm 20%	0.105	1.75	1.40
CKCS6020-15 μ H/M	15 \pm 20%	0.145	1.20	1.20
CKCS6020-18 μ H/M	18 \pm 20%	0.180	1.20	1.08
CKCS6020-22 μ H/M	22 \pm 20%	0.204	1.05	1.00
CKCS6020-33 μ H/M	33 \pm 20%	0.300	0.95	0.84
CKCS6020-47 μ H/M	47 \pm 20%	0.430	0.70	0.80
CKCS6020-100 μ H/M	100 \pm 20%	1.100	0.40	0.40

Remark:

- All test data is reference to 25°C ambient.
- Inductance Tested at 100kHz, 1Vrms
- Isat: DC current at which the inductance drops approximate 30% from its value without current;
- Irms: DC current that causes the temperature rise ($\Delta T \leq 40^\circ\text{C}$) from 25°C ambient.
- Operating Temperature: $-40^\circ\text{C} \sim +125^\circ\text{C}$ (Including self - temperature rise)

CKCS6028

PART NUMBER 型号	INDUCTANCE (μ H) 电感值	DCR (Max) (Ω) 直流电阻	Isat (Max.) (A) 饱和电流	Irms (Max.) (A) 温升电流
CKCS6028-1 μ H/N	1 \pm 30%	0.013	5.75	5.20
CKCS6028-1.5 μ H/N	1.5 \pm 30%	0.015	6.00	4.58
CKCS6028-2.2 μ H/N	2.2 \pm 30%	0.02	5.10	3.75
CKCS6028-3.3 μ H/M	3.3 \pm 20%	0.025	4.15	3.48
CKCS6028-4.7 μ H/M	4.7 \pm 20%	0.03	3.00	3.08
CKCS6028-6.8 μ H/M	6.8 \pm 20%	0.047	2.60	2.40
CKCS6028-10 μ H/M	10 \pm 20%	0.072	2.04	1.95
CKCS6028-15 μ H/M	15 \pm 20%	0.125	1.75	1.45
CKCS6028-18 μ H/M	18 \pm 20%	0.12	1.52	1.45
CKCS6028-22 μ H/M	22 \pm 20%	0.14	1.45	1.40
CKCS6028-33 μ H/M	33 \pm 20%	0.185	1.35	1.22
CKCS6028-47 μ H/M	47 \pm 20%	0.315	1.15	1.06
CKCS6028-68 μ H/M	68 \pm 20%	0.36	0.80	0.86
CKCS6028-82 μ H/M	82 \pm 20%	0.50	0.80	0.70
CKCS6028-100 μ H/M	100 \pm 20%	0.50	0.65	0.70
CKCS6028-150 μ H/M	150 \pm 20%	1.00	0.50	0.50
CKCS6028-220 μ H/M	220 \pm 20%	1.25	0.45	0.45
CKCS6028-330 μ H/M	330 \pm 20%	1.90	0.35	0.38

Remark:

- All test data is reference to 25°C ambient.
- Inductance Tested at 100kHz, 1Vrms
- Isat: DC current at which the inductance drops approximate 30% from its value without current;
- Irms: DC current that causes the temperature rise ($\Delta T \leq 40^\circ\text{C}$) from 25°C ambient.
- Operating Temperature: $-40^\circ\text{C} \sim +125^\circ\text{C}$ (Including self - temperature rise)

CKCS6045

PART NUMBER 型号	INDUCTANCE (μ H) 电感值	DCR (Max) (Ω) 直流电阻	Isat (Max.) (A) 饱和电流	Irms (Max.) (A) 温升电流
CKCS6045-1 μ H/N	1 \pm 30%	0.011	9.85	5.14
CKCS6045-1.5 μ H/N	1.5 \pm 30%	0.012	8.80	4.95
CKCS6045-2.2 μ H/N	2.2 \pm 30%	0.014	6.75	4.60
CKCS6045-3.3 μ H/M	3.3 \pm 20%	0.024	5.90	3.70
CKCS6045-4.7 μ H/M	4.7 \pm 20%	0.031	4.97	3.30
CKCS6045-6.8 μ H/M	6.8 \pm 20%	0.035	3.90	3.00
CKCS6045-10 μ H/M	10 \pm 20%	0.048	3.20	2.45
CKCS6045-15 μ H/M	15 \pm 20%	0.068	2.50	2.05
CKCS6045-22 μ H/M	22 \pm 20%	0.089	2.05	1.80
CKCS6045-33 μ H/M	33 \pm 20%	0.137	1.65	1.45
CKCS6045-47 μ H/M	47 \pm 20%	0.200	1.40	1.20
CKCS6045-68 μ H/M	68 \pm 20%	0.289	1.20	1.00
CKCS6045-82 μ H/M	82 \pm 20%	0.400	1.05	0.90
CKCS6045-100 μ H/M	100 \pm 20%	0.433	0.95	0.80
CKCS6045-120 μ H/M	120 \pm 20%	0.484	0.85	0.77
CKCS6045-150 μ H/M	150 \pm 20%	0.580	0.80	0.70
CKCS6045-220 μ H/M	220 \pm 20%	0.834	0.70	0.59
CKCS6045-330 μ H/M	330 \pm 20%	1.270	0.57	0.57
CKCS6045-470 μ H/M	470 \pm 20%	1.800	0.50	0.42
CKCS6045-680 μ H/M	680 \pm 20%	2.500	0.42	0.33

Remark:

- All test data is reference to 25°C ambient.
- Inductance Tested at 100kHz, 1Vrms
- Isat: DC current at which the inductance drops approximate 30% from its value without current;
- Irms: DC current that causes the temperature rise ($\Delta T \leq 40^\circ\text{C}$) from 25°C ambient.
- Operating Temperature: $-40^\circ\text{C} \sim +125^\circ\text{C}$ (Including self - temperature rise)
- CKCS6045-470 μ H~680 μ H Absolute maximum voltage: DC 100V

CKCS8040

PART NUMBER 型号	INDUCTANCE (μ H) 电感值	DCR (Max) (Ω) 直流电阻	Isat (Max.) (A) 饱和电流	Irms (Max.) (A) 温升电流
CKCS8040-1 μ H/N	1 \pm 30%	0.008	9.85	6.30
CKCS8040-1.5 μ H/N	1.5 \pm 30%	0.010	8.15	5.65
CKCS8040-2.2 μ H/N	2.2 \pm 30%	0.012	7.10	5.15
CKCS8040-3.3 μ H/M	3.3 \pm 20%	0.017	6.50	4.40
CKCS8040-4.7 μ H/M	4.7 \pm 20%	0.019	5.90	4.10
CKCS8040-6.8 μ H/M	6.8 \pm 20%	0.024	4.55	3.60
CKCS8040-8.2 μ H/M	8.2 \pm 20%	0.026	4.20	3.45
CKCS8040-10 μ H/M	10 \pm 20%	0.042	3.60	3.30
CKCS8040-15 μ H/M	15 \pm 20%	0.047	2.95	2.60
CKCS8040-22 μ H/M	22 \pm 20%	0.069	2.40	2.10
CKCS8040-33 μ H/M	33 \pm 20%	0.097	2.05	1.80
CKCS8040-47 μ H/M	47 \pm 20%	0.136	1.75	1.55
CKCS8040-56 μ H/M	56 \pm 20%	0.180	1.55	1.30
CKCS8040-68 μ H/M	68 \pm 20%	0.196	1.45	1.25
CKCS8040-82 μ H/M	82 \pm 20%	0.225	1.30	1.15
CKCS8040-100 μ H/M	100 \pm 20%	0.290	1.15	1.00
CKCS8040-120 μ H/M	120 \pm 20%	0.334	1.12	0.95
CKCS8040-150 μ H/M	150 \pm 20%	0.410	1.00	0.85
CKCS8040-220 μ H/M	220 \pm 20%	0.650	0.85	0.80
CKCS8040-330 μ H/M	330 \pm 20%	0.889	0.68	0.64
CKCS8040-470 μ H/M	470 \pm 20%	1.260	0.60	0.54
CKCS8040-680 μ H/M	680 \pm 20%	2.500	0.50	0.45

Remark:

- All test data is reference to 25°C ambient.
- Inductance Tested at 100kHz, 1Vrms
- Isat: DC current at which the inductance drops approximate 30% from its value without current;
- Irms: DC current that causes the temperature rise ($\Delta T \leq 40^\circ\text{C}$) from 25°C ambient.
- Operating Temperature: $-40^\circ\text{C} \sim +125^\circ\text{C}$ (Including self - temperature rise)
- CKCS8040-470 μ H~680 μ H Absolute maximum voltage: DC 100V

CKCS8060

PART NUMBER 型号	INDUCTANCE (μ H) 电感值	DCR (Max) (Ω) 直流电阻	Isat (Max.) (A) 饱和电流	Irms (Max.) (A) 温升电流
CKCS8060-10uH/M	10 \pm 20%	0.035	5.00	3.20
CKCS8060-22uH/M	22 \pm 20%	0.06	3.00	2.80
CKCS8060-33uH/M	33 \pm 20%	0.09	2.50	2.10
CKCS8060-47uH/M	47 \pm 20%	0.125	1.85	1.60
CKCS8060-82uH/M	82 \pm 20%	0.23	1.30	1.20
CKCS8060-100uH/M	100 \pm 20%	0.25	1.20	0.91
CKCS8060-150uH/M	150 \pm 20%	0.35	1.15	0.90
CKCS8060-220uH/M	220 \pm 20%	0.58	1.10	0.88
CKCS8060-330uH/M	330 \pm 20%	0.80	0.90	0.65
CKCS8060-470uH/M	470 \pm 20%	1.30	0.80	0.55
CKCS8060-680uH/M	680 \pm 20%	1.60	0.70	0.48

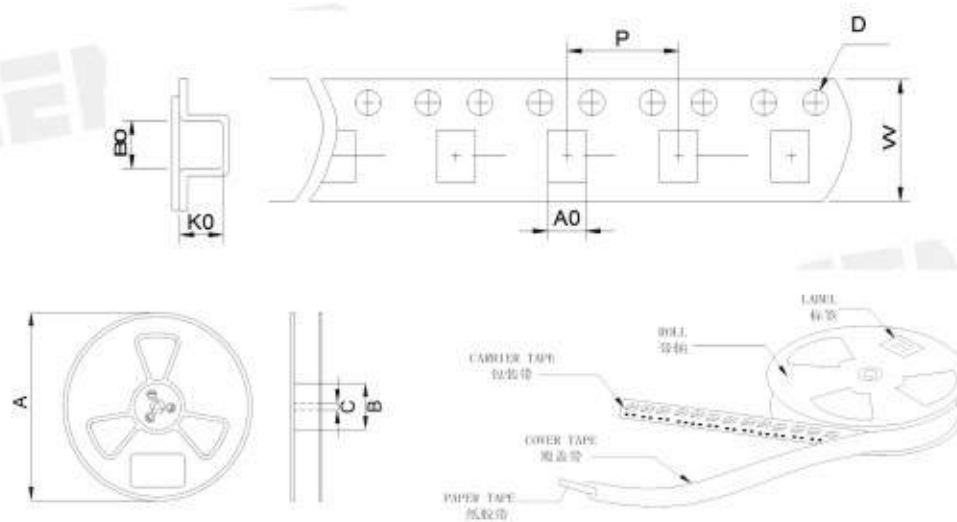
CKCS8080

PART NUMBER 型号	INDUCTANCE (μ H) 电感值	DCR (Max) (Ω) 直流电阻	Isat (Max.) (A) 饱和电流	Irms (Max.) (A) 温升电流
CKCS8080-10uH/M	10 \pm 20%	0.035	6.00	3.50
CKCS8080-15uH/M	15 \pm 20%	0.045	4.50	3.00
CKCS8080-22uH/M	22 \pm 20%	0.055	4.00	3.00
CKCS8080-33uH/M	33 \pm 20%	0.075	3.00	2.50
CKCS8080-82uH/M	82 \pm 20%	0.150	2.20	1.50
CKCS8080-100uH/M	100 \pm 20%	0.19	1.90	1.12
CKCS8080-150uH/M	150 \pm 20%	0.30	1.60	1.00
CKCS8080-220uH/M	220 \pm 20%	0.42	1.20	0.80

Remark:

- All test data is reference to 25°C ambient.
- Inductance Tested at 100kHz, 1Vrms
- Isat: DC current at which the inductance drops approximate 30% from its value without current;
- Irms: DC current that causes the temperature rise ($\Delta T \leq 40^\circ\text{C}$) from 25°C ambient.
- Operating Temperature: -40°C ~ +125°C (Including self - temperature rise)
- CKCS8060-470uH~680uH Absolute maximum voltage: DC 100V

PACKAGING SPECIFICATION 包装规格



TYPE(型号)	Tape Dimension 载带尺寸(mm)						Reel Dimension 卷盘尺寸 (mm)			Quantity (Pcs/Reel) 数量 (个/卷)
	W	A0	B0	K0	D	P	A	B	C	
CKCS201610	8	1.9	2.2	1.2	1.5	4	178	58	13	2000
CKCS252010	8	2.4	2.8	1.3	1.5	4	178	58	13	2000
CKCS252012	8	2.45	2.75	1.55	1.5	4	178	58	13	2000
CKCS3012	8	3.3	3.3	1.6	1.5	4	178	58	13	2000
CKCS3015	8	3.3	3.3	1.85	1.5	4	178	58	13	2000
CKCS4018	12	4.3	4.3	2	1.5	8	330	100	13	3000
CKCS4020	12	4.3	4.3	2.2	1.5	8	330	100	13	3000
CKCS4030	12	4.3	4.3	3.2	1.5	8	330	100	13	2000
CKCS5020	12	5.3	5.3	2.3	1.5	8	330	100	13	3000
CKCS5040	12	5.3	5.3	4.2	1.5	8	330	100	13	1500
CKCS6020	16	6.4	6.4	2.2	1.5	8	330	100	13	2500
CKCS6028	16	6.4	6.4	3.1	1.5	8	330	100	13	2000
CKCS6045	16	6.4	6.4	4.75	1.5	8	330	100	13	1500
CKCS8040	16	8.4	8.4	4.2	1.5	12	330	100	13	1000
CKCS8060	16	8.4	8.4	6.5	1.5	12	330	100	13	800
CKCS8080	16	8.4	8.4	8.2	1.5	12	330	100	13	500

磁胶电感 CKCSA 系列 MAGNETIC GLUE INDUCTOR CKCSA SERIES



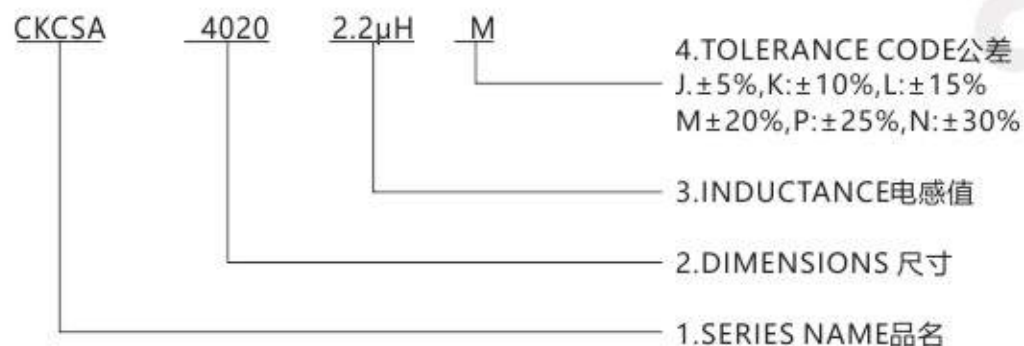
FEATURES 特性

- 1.表面贴装,小型、超薄电感器,大功率,高饱和,低电阻之特性,合金材质磁芯。
The inductor designed as surface mounting, smallest and thinnest with high power, high saturation and low resistance, Alloy Core
- 2.磁性胶水涂敷结构极大减少了噪声,闭合磁路结构设计,漏磁少,抗EMI能力强。
Magnetic-resin shielded structure reduces buzz noise to ultra-low levels, Closed magnetic circuit structure reduces magnetic leakage flux, high performance of anti-EMI.

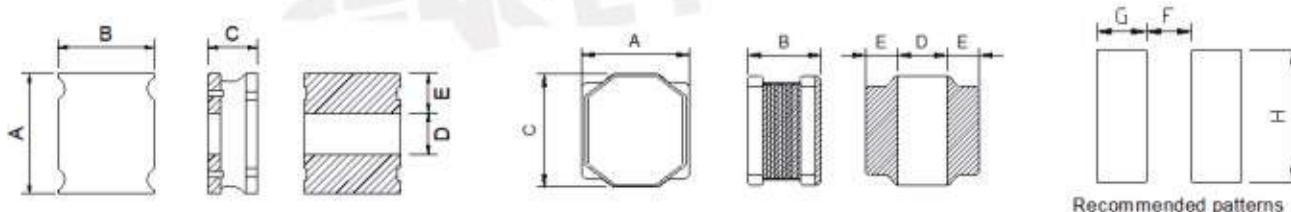
APPLICATIONS 用途

PAD,笔记本电脑,服务器,音箱,网通,安防,手机,智能家居,储能设备等
PAD, Notebook, Server, audio, netcom, security, mobile phone, smart home, Energy product...

PART NUMBERING SYSTEM 品名系统



SHAPES AND DIMENSIONS 外形尺寸 (Unit:mm)



TYPE(型号)	A	B	C	D	E	F	G	H	Fig
CKCSA201610	2.0±0.3	1.6±0.3	1.05 Max.	0.8±0.2	0.6±0.2	0.4	1.2	2.2	1
CKCSA252010	2.5±0.3	2.0±0.3	1.05 Max.	0.94±0.3	0.83±0.3	0.4	1.4	2.5	1
CKCSA252012	2.5±0.3	2.0±0.3	1.25 Max.	0.94±0.3	0.83±0.3	0.4	1.4	2.5	1
CKCSA4020	4.0±0.2	2.0 Max.	4.0±0.2	1.4±0.3	1.3±0.3	0.9	1.9	3.7	2

SPECIFICATION TABLE 规格特性表

CKCSA201610

PART NUMBER 型号	INDUCTANCE (μH) 电感值	DCR (Ω) 直流电阻		Isat (Max.)(A) 饱和电流		Irms (Max.)(A) 温升电流	
		Max.	Typ.	Max.	Typ.	Max.	Typ.
CKCSA201610-0.47uH/N-010	0.47±30%	0.07	0.05	4.00	4.70	2.35	2.80
CKCSA201610-0.68uH/N	0.68±30%	0.072	0.06	3.50	4.00	2.30	2.70
CKCSA201610-1uH/N	1±30%	0.115	0.088	2.80	3.20	1.85	2.10
CKCSA201610-1.5uH/N	1.5±30%	0.155	0.13	1.95	2.30	1.50	1.70
CKCSA201610-2.2uH/M	2.2±20%	0.185	0.165	1.70	1.90	1.30	1.45
CKCSA201610-4.7uH/M	4.7±20%	0.528	0.43	1.20	1.50	0.90	1.00

CKCSA252010

PART NUMBER 型号	INDUCTANCE (μH) 电感值	DCR (Ω) 直流电阻		Isat (Max.)(A) 饱和电流		Irms (Max.)(A) 温升电流	
		Max.	Typ.	Max.	Typ.	Max.	Typ.
CKCSA252010-0.47uH/N-010	0.47±30%	0.078	0.058	4.00	5.00	2.70	2.90
CKCSA252010-0.68uH/N-010	0.68±30%	0.092	0.065	3.00	3.50	2.50	2.90
CKCSA252010-1uH/N-010	1±30%	0.11	0.078	2.80	3.10	2.00	2.30
CKCSA252010-1.5uH/N	1.5±30%	0.13	0.100	2.10	2.50	1.80	2.00
CKCSA252010-2.2uH/M	2.2±20%	0.155	0.129	1.90	2.20	1.50	1.80
CKCSA252010-3.3uH/M	3.3±20%	0.235	0.196	1.60	1.80	1.20	1.40
CKCSA252010-4.7uH/M	4.7±20%	0.276	0.230	1.30	1.50	1.10	1.30

Remark:

1. All test data is reference to 25°C ambient.
2. Inductance Tested at 1MHz, 0.2Vrms
3. Isat: Max. Value, DC current at which the inductance drops less than 30% from its value without current; Typ. Value, DC current at which the inductance drops 30% from its value without current.
4. Irms: For Max. Value, ΔT < 40°C; for Typ. Value, ΔT is approximate 40°C.
5. Operating Temperature: -40°C ~ +125°C (including self-temperature rise)
6. Absolute maximum voltage: DC 15V

CKCSA252012

PART NUMBER 型号	INDUCTANCE (μ H) 电感值	DCR (Ω)直流电阻		Isat (Max.)(A) 饱和电流		Irms (Max.)(A) 温升电流	
		Max.	Typ.	Max.	Typ.	Max.	Typ.
CKCSA252012-0.47uH/N-010	0.47 \pm 30%	0.085	0.06	4.90	5.60	2.80	3.20
CKCSA252012-0.68uH/N-010	0.68 \pm 30%	0.098	0.07	3.70	4.30	2.60	3.00
CKCSA252012-1uH/N-010	1 \pm 30%	0.102	0.074	2.80	3.40	2.40	2.80
CKCSA252012-1.5uH/N-010	1.5 \pm 30%	0.15	0.11	2.70	3.30	1.90	2.10
CKCSA252012-2.2uH/M	2.2 \pm 20%	0.12	0.10	2.30	2.60	1.90	2.15
CKCSA252012-3.3uH/M	3.3 \pm 20%	0.163	0.136	1.70	2.10	1.80	2.05
CKCSA252012-4.7uH/M	4.7 \pm 20%	0.26	0.225	1.60	1.90	1.25	1.45
CKCSA252012-6.8uH/M	6.8 \pm 20%	0.366	0.305	1.15	1.35	0.95	1.10
CKCSA252012-10uH/M	10 \pm 20%	0.48	0.435	1.10	1.35	0.85	1.00

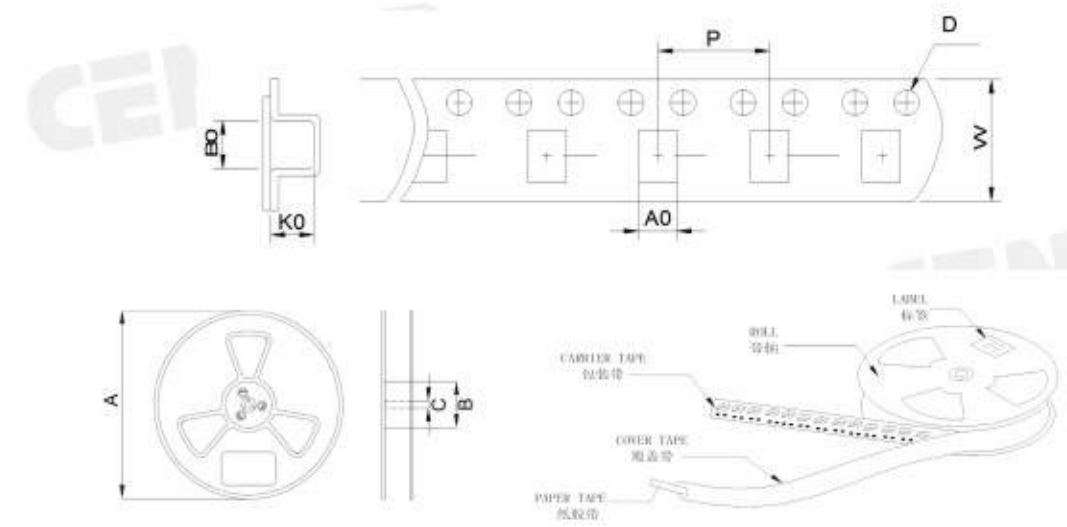
CKCSA4020

PART NUMBER 型号	INDUCTANCE (μ H) 电感值	DCR (Ω)直流电阻		Isat (Max.)(A) 饱和电流		Irms (Max.)(A) 温升电流	
		Max.	Typ.	Max.	Typ.	Max.	Typ.
CKCSA4020-1uH/N	1 \pm 30%	0.036	0.030	7.80	10.50	5.20	6.00
CKCSA4020-1.5uH/N	1.5 \pm 30%	0.043	0.034	7.40	9.30	4.60	5.00
CKCSA4020-2.2uH/M	2.2 \pm 20%	0.056	0.045	6.10	7.00	4.30	4.70
CKCSA4020-3.3uH/M	3.3 \pm 20%	0.090	0.070	4.70	5.50	3.00	3.50
CKCSA4020-4.7uH/M	4.7 \pm 20%	0.110	0.093	4.00	4.90	2.85	3.30
CKCSA4020-6.8uH/M	6.8 \pm 20%	0.156	0.134	3.00	3.90	2.40	2.80
CKCSA4020-8.2uH/M	8.2 \pm 20%	0.230	0.175	3.00	3.70	2.20	2.50
CKCSA4020-10uH/M	10 \pm 20%	0.240	0.200	2.80	3.50	2.00	2.35
CKCSA4020-22uH/M	22 \pm 20%	0.430	0.360	1.50	2.00	1.35	1.50

Remark:

- All test data is reference to 25°C ambient.
- Inductance Tested at 1MHz,0.2Vrms
- Isat: Max.Value, DC current at which the inductance drops less than 30% from its value without current;
Typ. Value, DC current at which the inductance drops 30% from its value without current.
- Irms: For Max. Value, $\Delta T < 40^\circ\text{C}$; for Typ. Value, ΔT is approximate 40°C.
- Operating Temperature: -40°C ~ +125°C(Including self - temperature rise)
- Absolute maximum voltage: DC 15V

PACKAGING SPECIFICATION 包装规格



TYPE(型号)	Tape Dimension 载带尺寸(mm)						Reel Dimension 卷盘尺寸 (mm)			Quantity (Pcs/Reel) 数量 (个/卷)
	W	A0	B0	K0	D	P	A	B	C	
CKCSA201610	8	1.9	2.2	1.2	1.5	4	178	58	13	2000
CKCS252010	8	2.4	2.8	1.3	1.5	4	178	58	13	2000
CKCS252012	8	2.45	2.75	1.55	1.5	4	178	58	13	2000
CKCS4020	12	4.3	4.3	2.4	1.5	8	330	100	13	3000

磁屏蔽电感 CKCH 系列 SHIELD POWER INDUCTOR CKCH SERIES



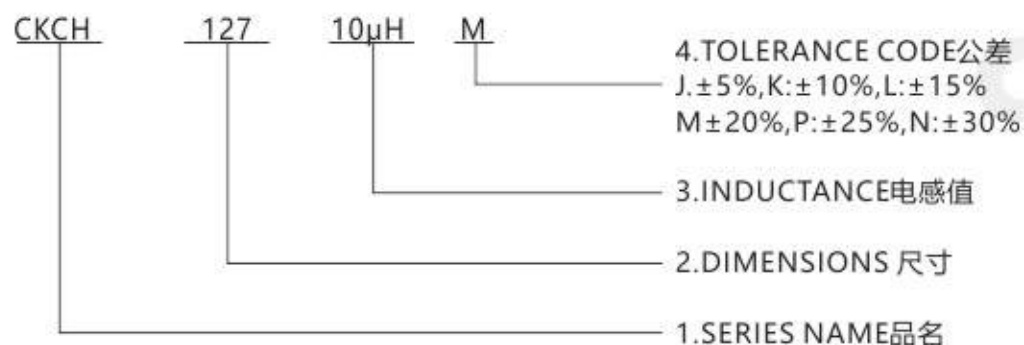
FEATURES 特性

Various high power inductors are superior to be high saturation for surface mounting.
具有高功率、高饱和电流、低电阻特性。

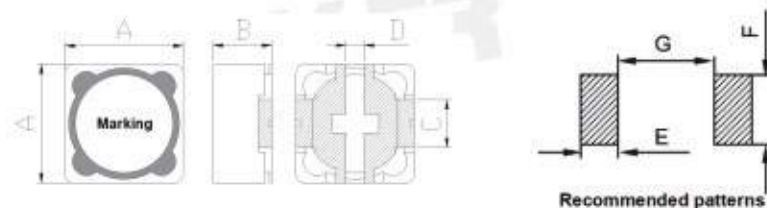
APPLICATIONS 用途

Power supply for TVR, OA equipment, audio, LED television, communication equipments, DC/DC converters, etc.
录影机, OA仪器, 音箱, LED电视, 通信设备, DC/DC转换器

PART NUMBERING SYSTEM 品名系统



SHAPES AND DIMENSIONS 外形尺寸 (Unit:mm)



TYPE(型号)	A(Max)	B(Max)	C(Ref.)	D(Ref.)	E	F	G
CKCH74	7.8	4.5	1.2	2.7	1.6	3.1	4.0
CKCH105	10.5	5.0	3.8	1.2	2.3	5.4	6.6
CKCH124	12.5	5.0	5.0	1.9	2.8	5.4	7.0
CKCH125	12.5	6.0	5.0	1.9	2.8	5.4	7.0
CKCH127	12.5	8.0	5.0	1.9	2.8	5.4	7.0
CKCH129	12.5	10.5	5.0	1.9	2.8	5.4	7.0
CKCH1510	15.5	11.5	5.0	1.9	2.8	5.2	9.7

SPECIFICATION TABLE 规格特性表

CKCH74

PART NUMBER 型号	INDUCTANCE(μH) 电感值	DCR (Max)(Ω) 直流电阻	IDC (Max)(A) 额定电流
CKCH74-1.5uH/N	1.5±30%	0.028	3.50
CKCH74-2.2uH/N	2.2±30%	0.03	3.30
CKCH74-3.3uH/N	3.3±30%	0.045	3.00
CKCH74-4.7uH/M	4.7±20%	0.048	2.80
CKCH74-6.8uH/M	6.8±20%	0.054	2.70
CKCH74-10uH/M	10±20%	0.075	2.00
CKCH74-15uH/M	15±20%	0.10	1.80
CKCH74-22uH/M	22±20%	0.14	1.30
CKCH74-33uH/M	33±20%	0.19	1.20
CKCH74-47uH/M	47±20%	0.28	1.00
CKCH74-68uH/M	68±20%	0.40	0.69
CKCH74-100uH/M	100±20%	0.60	0.60
CKCH74-150uH/M	150±20%	0.75	0.58
CKCH74-220uH/M	220±20%	1.20	0.45
CKCH74-330uH/M	330±20%	1.90	0.35
CKCH74-470uH/M	470±20%	2.50	0.30
CKCH74-680uH/M	680±20%	3.50	0.26
CKCH74-820uH/M	820±20%	4.60	0.22
CKCH74-1mH/M	1000±20%	6.00	0.18

CKCH105

PART NUMBER 型号	INDUCTANCE(μH) 电感值	DCR (Max)(Ω) 直流电阻	IDC (Max)(A) 额定电流
CKCH105-4.7uH/N	4.7±30%	0.03	5.00
CKCH105-6.8uH/M	6.8±20%	0.045	4.20
CKCH105-10uH/M	10±20%	0.06	4.00
CKCH105-15uH/M	15±20%	0.07	3.50
CKCH105-22uH/M	22±20%	0.12	2.50
CKCH105-33uH/M	33±20%	0.155	2.00
CKCH105-47uH/M	47±20%	0.22	1.30
CKCH105-68uH/M	68±20%	0.30	1.20
CKCH105-100uH/M	100±20%	0.45	1.00
CKCH105-1mH/M	1000±20%	4.30	0.10

Remark:

- All test data is reference to 25°C ambient.
- Inductance Tested at 100kHz, 0.25Vrms
- IDC: DC current at which the inductance drops approximate 20% from its value without current;
- Operating Temperature: -40°C ~ +125°C (Including self-temperature rise)

CKCH124

PART NUMBER 型号	INDUCTANCE(μ H) 电感值	DCR (Max)(Ω) 直流电阻	IDC (Max)(A) 额定电流
CKCH124-4.7uH/N	4.7 \pm 30%	0.029	4.80
CKCH124-6.8uH/M	6.8 \pm 20%	0.03	4.50
CKCH124-8.2uH/M	8.2 \pm 20%	0.045	4.30
CKCH124-10uH/M	10 \pm 20%	0.048	3.50
CKCH124-15uH/M	15 \pm 20%	0.067	3.20
CKCH124-22uH/M	22 \pm 20%	0.075	2.50
CKCH124-33uH/M	33 \pm 20%	0.11	2.00
CKCH124-47uH/M	47 \pm 20%	0.19	1.50
CKCH124-68uH/M	68 \pm 20%	0.24	1.20
CKCH124-100uH/M	100 \pm 20%	0.30	1.00
CKCH124-150uH/M	150 \pm 20%	0.55	0.95
CKCH124-220uH/M	220 \pm 20%	0.67	0.60
CKCH124-330uH/M	330 \pm 20%	1.10	0.58
CKCH124-470uH/M	470 \pm 20%	1.50	0.40
CKCH124-1.5mH/M	1500 \pm 20%	3.90	0.29
CKCH124-2mH/M	2000 \pm 20%	5.20	0.22

Remark:

- All test data is reference to 25°C ambient.
- Inductance Tested at 100kHz,0.25Vrms
- IDC: DC current at which the inductance drops approximate 20% from its value without current;
- Operating Temperature: -40°C ~ +125°C(Including self - temperature rise)

CKCH125

PART NUMBER 型号	INDUCTANCE(μ H) 电感值	DCR (Max)(Ω) 直流电阻	IDC (Max)(A) 额定电流
CKCH125-2.2uH/N	2.2 \pm 30%	0.015	8.50
CKCH125-3.3uH/N	3.3 \pm 30%	0.019	8.00
CKCH125-4.7uH/M	4.7 \pm 20%	0.020	7.00
CKCH125-6.8uH/M	6.8 \pm 20%	0.024	6.50
CKCH125-10uH/M	10 \pm 20%	0.030	5.00
CKCH125-15uH/M	15 \pm 20%	0.045	4.50
CKCH125-22uH/M	22 \pm 20%	0.055	3.60
CKCH125-33uH/M	33 \pm 20%	0.080	2.60
CKCH125-47uH/M	47 \pm 20%	0.120	2.20
CKCH125-68uH/M	68 \pm 20%	0.153	1.95
CKCH125-82uH/M	82 \pm 20%	0.175	1.90
CKCH125-100uH/M	100 \pm 20%	0.245	1.80
CKCH125-150uH/M	150 \pm 20%	0.320	1.30
CKCH125-220uH/M	220 \pm 20%	0.450	1.00
CKCH125-330uH/M	330 \pm 20%	0.560	0.80
CKCH125-470uH/M	470 \pm 20%	0.850	0.60
CKCH125-560uH/M	560 \pm 20%	1.100	0.58
CKCH125-680uH/M	680 \pm 20%	1.250	0.50
CKCH125-820uH/M	820 \pm 20%	1.600	0.40
CKCH125-1mH/M	1000 \pm 20%	1.900	0.30
CKCH125-2mH/M	2000 \pm 20%	3.650	0.28

Remark:

- All test data is reference to 25°C ambient.
- Inductance Tested at 100kHz,0.25Vrms
- IDC: DC current at which the inductance drops approximate 20% from its value without current;
- Operating Temperature: -40°C ~ +125°C(Including self - temperature rise)

CKCH127

PART NUMBER 型号	INDUCTANCE(μH) 电感值	DCR (Max)(Ω) 直流电阻	IDC (Max)(A) 额定电流
CKCH127-4.7uH/M	4.7±20%	0.025	7.00
CKCH127-6.8uH/M	6.8±20%	0.03	5.80
CKCH127-10uH/M	10±20%	0.037	5.00
CKCH127-15uH/M	15±20%	0.04	4.50
CKCH127-22uHM	22±20%	0.055	4.00
CKCH127-33uH/M	33±20%	0.075	3.00
CKCH127-47uH/M	47±20%	0.10	2.80
CKCH127-68uH/M	68±20%	0.148	2.20
CKCH127-82uH/M	82±20%	0.165	1.95
CKCH127-100uH/M	100±20%	0.21	1.80
CKCH127-120uHM	120±20%	0.23	1.60
CKCH127-150uH/M	150±20%	0.28	1.50
CKCH127-220uH/M	220±20%	0.45	1.20
CKCH127-330uH/M	330±20%	0.636	1.00
CKCH127-470uH/M	470±20%	0.90	0.85
CKCH127-560uH/M	560±20%	1.27	0.70
CKCH127-680uH/M	680±20%	1.45	0.60
CKCH127-820uH/M	820±20%	1.70	0.50
CKCH127-1mH/M	1000±20%	2.10	0.48
CKCH127-2mH/M	2000±20%	4.00	0.45

Remark:

- All test data is reference to 25°C ambient.
- Inductance Tested at 100kHz,0.25Vrms
- IDC: DC current at which the inductance drops approximate 20% from its value without current;
- Operating Temperature : -40°C ~ +125°C(Including self - temperature rise)

CKCH129

PART NUMBER 型号	INDUCTANCE(μH) 电感值	DCR (Max)(Ω) 直流电阻	IDC (Max)(A) 额定电流
CKCH129-4.7uH/M	4.7±20%	0.018	9.50
CKCH129-6.8uH/M	6.8±20%	0.023	9.00
CKCH129-10uH/M	10±20%	0.03	6.00
CKCH129-15uH/M	15±20%	0.035	5.50
CKCH129-22uH/M	22±20%	0.053	5.00
CKCH129-33uH/M	33±20%	0.07	4.50
CKCH129-47uH/M	47±20%	0.12	4.00
CKCH129-68uH/M	68±20%	0.145	3.00
CKCH129-100uH/M	100±20%	0.18	2.50
CKCH129-150uH/M	150±20%	0.31	2.00
CKCH129-220uH/M	220±20%	0.35	1.80
CKCH129-330uH/M	330±20%	0.48	1.60
CKCH129-470uH/M	470±20%	0.95	1.50
CKCH129-560uH/M	560±20%	1.20	1.40
CKCH129-820uH/M	820±20%	1.40	1.00
CKCH129-1mH/M	1000±20%	1.56	0.80
CKCH129-1.5mH/M	1500±20%	1.80	0.60
CKCH129-2mH/M	2000±20%	2.60	0.50
CKCH129-2.2mH/M	2200±20%	2.65	0.45
CKCH129-3mH/M	3000±20%	4.70	0.40

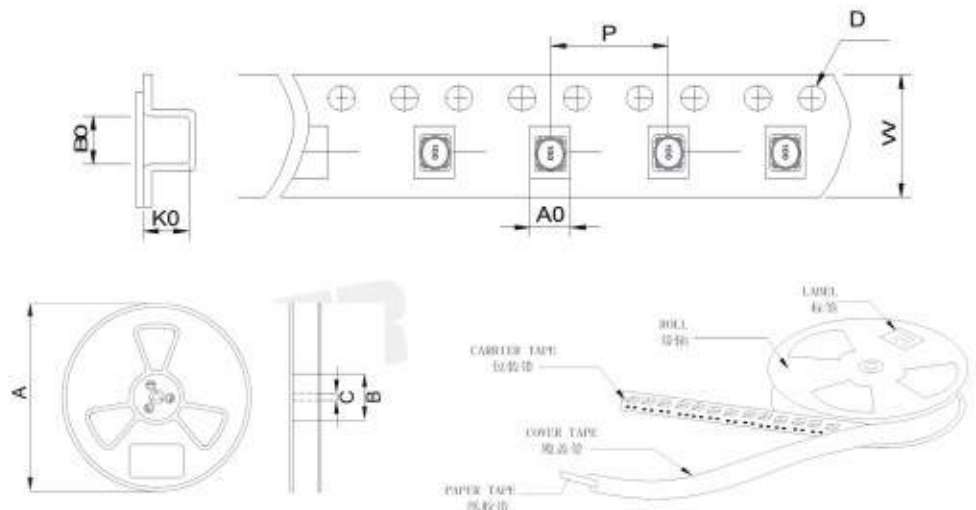
CKCH1510

PART NUMBER 型号	INDUCTANCE(μH) 电感值	DCR (Max)(Ω) 直流电阻	IDC (Max)(A) 额定电流
CKCH1510-10uH/M	10±20%	0.02	10.00
CKCH1510-22uH/M	22±20%	0.026	8.50
CKCH1510-33uH/M	33±30%	0.045	4.50
CKCH1510-47uH/M	47±30%	0.055	4.00
CKCH1510-68uH/M	68±20%	0.080	3.00
CKCH1510-100uH/M	100±20%	0.12	2.00
CKCH1510-150uH/M	150±20%	0.15	1.80

Remark:

- All test data is reference to 25°C ambient.
- Inductance Tested at 100kHz,0.25Vrms
- IDC: DC current at which the inductance drops approximate 20% from its value without current;
- Operating Temperature : -40°C ~ +125°C(Including self - temperature rise)

PACKAGING SPECIFICATION 包装规格



TYPE(型号)	Tape Dimension 载带尺寸(mm)						Reel Dimension 卷盘尺寸(mm)			Quantity (Pcs/Reel) 数量(个/卷)
	W	A0	B0	K0	D	P	A	B	C	
CKCH74	16.0	7.8	7.8	4.8	1.5	8.0	330	100	13	1000
CKCH105	24.0	11.0	11.0	5.2	1.5	16.0	330	100	13	750
CKCH124	24.0	13.0	13.0	5.2	1.5	16.0	330	100	13	800
CKCH125	24.0	13.0	13.0	6.3	1.5	16.0	330	100	13	500
CKCH127	24.0	12.7	12.7	8.3	1.5	16.0	330	100	13	500
CKCH129	24.0	12.7	12.7	10.8	1.5	20.0	330	100	13	300
CKCH1510	24.0	15.3	15.3	11.8	1.5	20.0	330	100	13	200

磁屏蔽电感 CKCD 系列 SHIELD POWER INDUCTOR CKCD SERIES



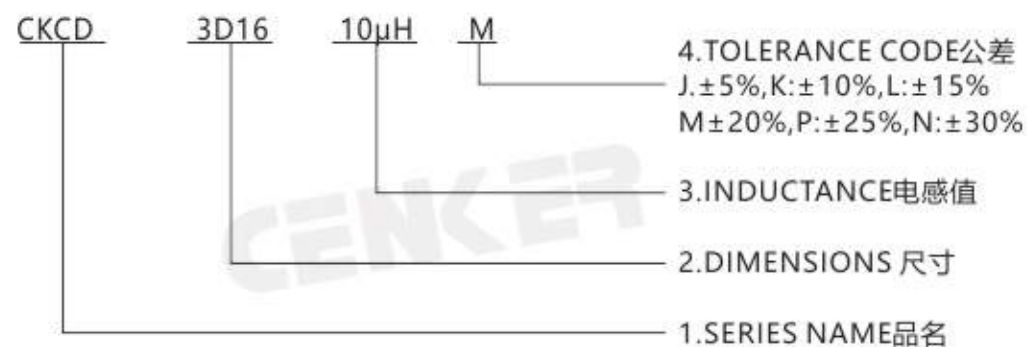
FEATURES 特性

Various high power inductors are superior to be high saturation for surface mounting.
具有高功率、高饱和电流、低电阻特性。

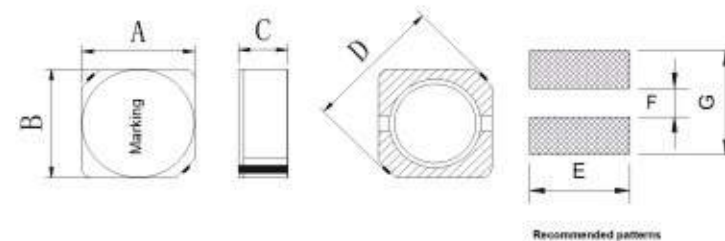
APPLICATIONS 用途

Power supply for TVR,OA equipment, audio, LED television, communication equipments, DC/DC converters, etc.
录影机, OA仪器, 音箱, LED电视, 通信设备, DC/DC转换器

PART NUMBERING SYSTEM 品名系统



SHAPES AND DIMENSIONS 外形尺寸 (Unit:mm)



TYPE(型号)	A	B	C(Max)	D(Max)	E	F	G
CKCD3D16	3.8±0.5	3.8±0.5	2.1	5.5	4.3	1.0	4.3
CKCD4D18	4.7±0.5	4.7±0.5	2.1	6.9	5.3	1.5	5.3
CKCD4D28	4.7±0.5	4.7±0.5	3.5	6.9	5.3	1.5	5.3
CKCD5D28	5.7±0.5	5.7±0.5	3.2	8.2	6.3	2.0	6.3
CKCD6D28	6.7±0.5	6.7±0.5	3.2	9.5	7.3	2.0	7.3
CKCD6D38	6.7±0.5	6.7±0.5	4.2	9.5	7.3	2.0	7.3

SPECIFICATION TABLE 规格特性表

CKCD3D16

PART NUMBER 型号	INDUCTANCE(μH) 电感值	DCR (Max)(Ω) 直流电阻	IDC (Max)(A) 额定电流
CKCD3D16-2.2uH/N	2.2±30%	0.100	1.20
CKCD3D16-3.3uH/N	3.3±30%	0.140	1.00
CKCD3D16-4.7uH/N	4.7±30%	0.150	0.90
CKCD3D16-6.8uH/M	6.8±20%	0.170	0.73
CKCD3D16-10uH/M	10±20%	0.200	0.60
CKCD3D16-15uH/M	15±20%	0.450	0.45
CKCD3D16-22uH/M	22±20%	0.500	0.40

CKCD4D18

PART NUMBER 型号	INDUCTANCE(μH) 电感值	DCR (Max)(Ω) 直流电阻	IDC (Max)(A) 额定电流
CKCD4D18-2.2uH/N	2.2±30%	0.070	1.50
CKCD4D18-3.3uH/N	3.3±30%	0.110	1.00
CKCD4D18-4.7uH/M	4.7±20%	0.120	0.80
CKCD4D18-6.8uH/M	6.8±20%	0.162	0.70
CKCD4D18-10uH/M	10±20%	0.180	0.65
CKCD4D18-15uH/M	15±20%	0.290	0.60
CKCD4D18-22uH/M	22±20%	0.450	0.50
CKCD4D18-33uH/M	33±20%	0.680	0.40
CKCD4D18-47uH/M	47±20%	0.950	0.30

Remark:

- All test data is reference to 25°C ambient.
- Inductance Tested at 100kHz,0.25Vrms
- IDC: DC current at which the inductance drops approximate 20% from its value without current;
- Operating Temperature: -40°C ~ +125°C(Including self - temperature rise)

CKCD4D28

PART NUMBER 型号	INDUCTANCE(μH) 电感值	DCR (Max)(Ω) 直流电阻	IDC (Max)(A) 额定电流
CKCD4D28-2.2uH/N	2.2±30%	0.050	1.80
CKCD4D28-3.3uH/N	3.3±30%	0.060	1.60
CKCD4D28-4.7uH/M	4.7±20%	0.065	1.50
CKCD4D28-6.8uH/M	6.8±20%	0.080	1.10
CKCD4D28-10uH/M	10±20%	0.130	0.90
CKCD4D28-22uH/M	22±20%	0.220	0.60
CKCD4D28-33uH/M	33±20%	0.350	0.50
CKCD4D28-47uH/M	47±20%	0.450	0.40
CKCD4D28-68uH/M	68±20%	0.700	0.35
CKCD4D28-100uH/M	100±20%	0.900	0.30
CKCD4D28-150uH/M	150±20%	1.200	0.20
CKCD4D28-220uH/M	220±20%	1.800	0.15

Remark:

- All test data is reference to 25°C ambient.
- Inductance Tested at 100kHz,0.25Vrms
- IDC: DC current at which the inductance drops approximate 20% from its value without current;
- Operating Temperature: -40°C ~ +125°C(Including self - temperature rise)

CKCD5D28

PART NUMBER 型号	INDUCTANCE(μ H) 电感值	DCR (Max)(Ω) 直流电阻	IDC (Max)(A) 额定电流
CKCD5D28-2.2uH/N	2.2 \pm 30%	0.035	2.00
CKCD5D28-3.3uH/N	3.3 \pm 30%	0.060	1.90
CKCD5D28-4.7uH/M	4.7 \pm 20%	0.065	1.50
CKCD5D28-6.8uH/M	6.8 \pm 20%	0.075	1.25
CKCD5D28-10uH/M	10 \pm 20%	0.090	1.00
CKCD5D28-15uH/M	15 \pm 20%	0.110	0.80
CKCD5D28-22uH/M	22 \pm 20%	0.170	0.70
CKCD5D28-33uH/M	33 \pm 20%	0.265	0.50
CKCD5D28-47uH/M	47 \pm 20%	0.300	0.45
CKCD5D28-68uH/M	68 \pm 20%	0.600	0.40
CKCD5D28-100uH/M	100 \pm 20%	0.700	0.30
CKCD5D28-120uH/M	120 \pm 20%	0.800	0.25
CKCD5D28-220uH/M	220 \pm 20%	1.500	0.20

Remark:

1. All test data is reference to 25°C ambient.
2. Inductance Tested at 100kHz,0.25Vrms
3. IDC: DC current at which the inductance drops approximate 20% from its value without current;
4. Operating Temperature: -40°C ~ +125°C(Including self - temperature rise)

CKCD6D28

PART NUMBER 型号	INDUCTANCE(μ H) 电感值	DCR (Max)(Ω) 直流电阻	IDC (Max)(A) 额定电流
CKCD6D28-2.2uH/N	2.2 \pm 30%	0.040	2.80
CKCD6D28-3.3uH/N	3.3 \pm 30%	0.045	2.20
CKCD6D28-4.7uH/M	4.7 \pm 20%	0.060	1.80
CKCD6D28-6.8uH/M	6.8 \pm 20%	0.070	1.50
CKCD6D28-10uH/M	10 \pm 20%	0.080	1.30
CKCD6D28-15uH/M	15 \pm 20%	0.110	0.90
CKCD6D28-22uH/M	22 \pm 20%	0.145	0.80
CKCD6D28-33uH/M	33 \pm 20%	0.220	0.60
CKCD6D28-47uH/M	47 \pm 20%	0.270	0.50
CKCD6D28-100uH/M	100 \pm 20%	0.700	0.40
CKCD6D28-150uH/M	150 \pm 20%	0.950	0.38

CKCD6D38

PART NUMBER 型号	INDUCTANCE(μ H) 电感值	DCR (Max)(Ω) 直流电阻	IDC (Max)(A) 额定电流
CKCD6D38-2.2uH/N	2.2 \pm 30%	0.033	3.00
CKCD6D38-3.3uH/N	3.3 \pm 30%	0.035	2.80
CKCD6D38-4.7uH/M	4.7 \pm 20%	0.040	2.30
CKCD6D38-6.8uH/M	6.8 \pm 20%	0.050	2.00
CKCD6D38-10uH/M	10 \pm 20%	0.070	1.80
CKCD6D38-15uH/M	15 \pm 20%	0.105	1.50
CKCD6D38-22uH/M	22 \pm 20%	0.160	1.30
CKCD6D38-33uH/M	33 \pm 20%	0.170	1.00
CKCD6D38-47uH/M	47 \pm 20%	0.250	0.90
CKCD6D38-68uH/M	68 \pm 20%	0.270	0.60
CKCD6D38-100uH/M	100 \pm 20%	0.400	0.40
CKCD6D38-150uH/M	150 \pm 20%	0.850	0.35
CKCD6D38-220uH/M	220 \pm 20%	1.050	0.30
CKCD6D38-330uH/M	330 \pm 20%	1.60	0.20
CKCD6D38-470uH/M	470 \pm 20%	2.50	0.25

Remark:

1. All test data is reference to 25°C ambient.
2. Inductance Tested at 100kHz,0.25Vrms
3. IDC: DC current at which the inductance drops approximate 20% from its value without current;
4. Operating Temperature: -40°C ~ +125°C(Including self - temperature rise)

磁屏蔽电感 CKCD8D43 系列

SHIELD POWER INDUCTOR CKCD8D43 SERIES

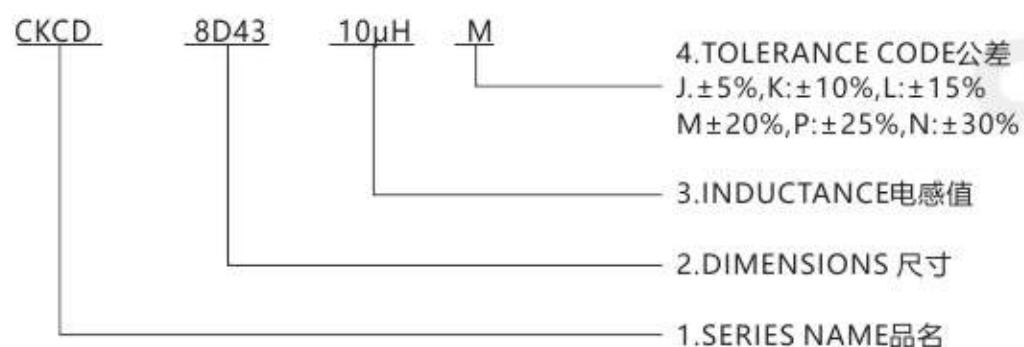
● FEATURES 特性

Various high power inductors are superior to be high saturation for surface mounting.
具有高功率、高饱和电流、低电阻特性。

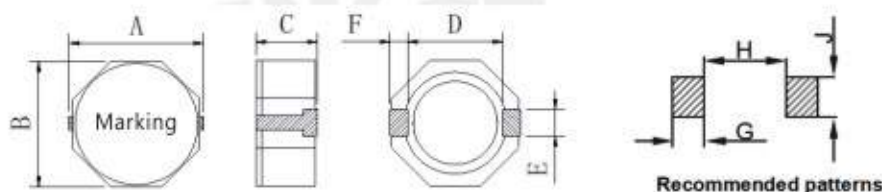
● APPLICATIONS 用途

Power supply for TVR,OA equipment Digital camera,LCD television set notebook PC,
portable communication equipments,DC/DC converters,etc.
录影机, OA仪器, 数码相机, 液晶电视, 笔记本电脑, 小型通信设备, DC/DC转换器。

● PART NUMBERING SYSTEM 品名系统



● SHAPES AND DIMENSIONS 外形尺寸 (Unit:mm)



TYPE(型号)	A(Max)	B(Max)	C(Max)	D(Ref.)	E(Ref.)	F(Ref.)	G	H	J
CKCD8D43	10.2	8.5	5.0	6.0	2.5	1.2	2.0	6.1	2.8

SPECIFICATION TABLE 规格特性表

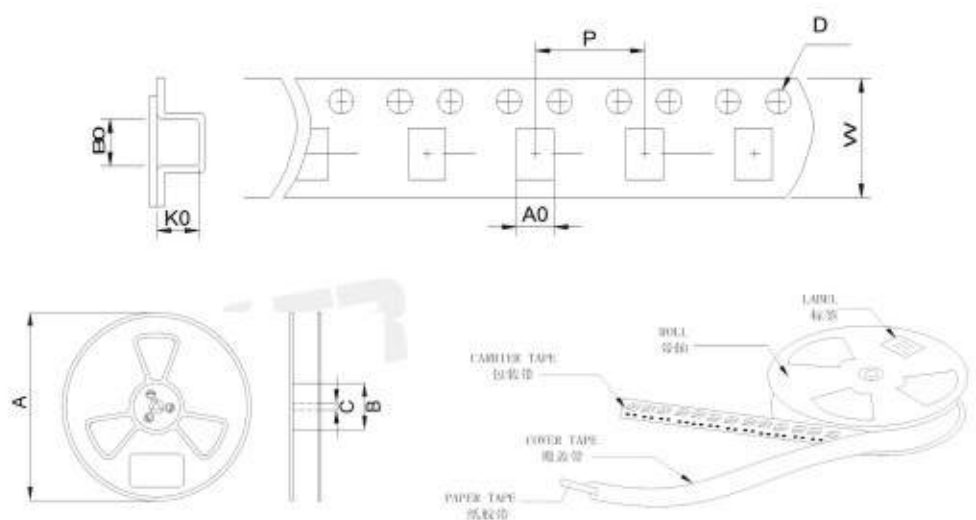
CKCD8D43

PART NUMBER 型号	INDUCTANCE(µH) 电感值	DCR (Max)(Ω) 直流电阻	IDC (Max)(A) 额定电流
CKCD8D43-4.7µH/N	4.7±30%	0.040	2.80
CKCD8D43-6.8µH/M	6.8±20%	0.050	2.50
CKCD8D43-10µH/M	10±20%	0.060	2.30
CKCD8D43-15µH/M	15±20%	0.080	2.10
CKCD8D43-22µH/M	22±20%	0.105	1.80
CKCD8D43-33µH/M	33±20%	0.140	1.20
CKCD8D43-47µH/M	47±20%	0.200	1.00
CKCD8D43-68µH/M	68±20%	0.270	0.95
CKCD8D43-100µH/M	100±20%	0.390	0.80
CKCD8D43-150µH/M	150±20%	0.500	0.60
CKCD8D43-220µH/M	220±20%	0.680	0.50
CKCD8D43-270µH/M	270±20%	0.780	0.45
CKCD8D43-330µH/M	330±20%	1.00	0.35
CKCD8D43-680µH/M	680±20%	2.00	0.20

Remark:

- All test data is reference to 25°C ambient.
- Inductance Tested at 100kHz,0.25Vrms
- IDC: DC current at which the inductance drops approximate 20% from its value without current;
- Operating Temperature : -40°C ~ +125°C(Including self - temperature rise)

PACKAGING SPECIFICATION 包装规格



TYPE(型号)	Tape Dimension 载带尺寸(mm)						Reel Dimension 卷盘尺寸(mm)			Quantity (Pcs/Reel) 数量(个/卷)
	W	A0	B0	K0	D	P	A	B	C	
CKCD3D16	12.0	4.2	4.2	2.4	1.5	8.0	330	100	13	3000
CKCD4D18	12.0	5.4	5.4	2.5	1.5	8.0	330	100	13	3000
CKCD4D28	12.0	5.5	5.5	3.8	1.5	8.0	330	100	13	2000
CKCD5D28	16.0	6.1	6.1	3.2	1.5	8.0	330	100	13	2000
CKCD6D28	16.0	7.2	7.2	3.5	1.5	12.0	330	100	13	1500
CKCD6D38	16.0	7.6	7.6	4.5	1.5	12.0	330	100	13	1000
CKCD8D43	24.0	8.4	9.3	5.2	1.5	12.0	330	100	13	1000

磁屏蔽电感 CKCBA 系列 SHIELD POWER INDUCTOR CKCBA SERIES



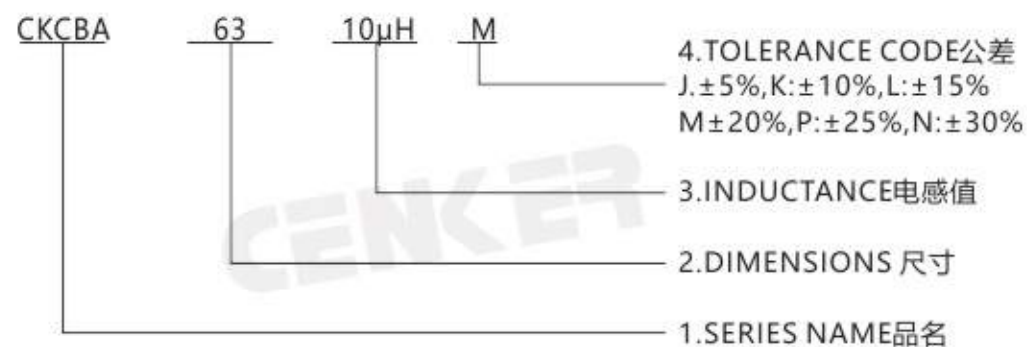
FEATURES 特性

Various high power inductors are superior to be high saturation for surface mounting.
具有高功率、高饱和电流、低电阻特性。

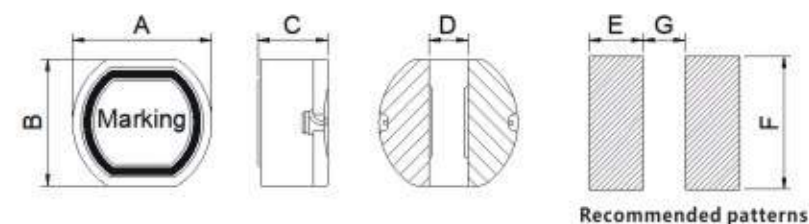
APPLICATIONS 用途

Power supply for TVR,OA equipment, audio, LED television, communication equipments, DC/DC converters, etc.
录影机, OA仪器, 音箱, LED电视, 通信设备, DC/DC转换器

PART NUMBERING SYSTEM 品名系统



SHAPES AND DIMENSIONS 外形尺寸 (Unit:mm)



TYPE(型号)	A	B	C	D	E	F	G
CKCBA63	6.2±0.5	5.6±0.5	3.2±0.5	1.7	2.3	6.0	1.6
CKCBA74	7.8±0.5	7.0±0.5	4.5±0.5	2.0	3.0	7.5	2.0
CKCBA105	10.0±0.5	9.0±0.5	5.0±0.5	2.5	3.75	9.5	2.5

SPECIFICATION TABLE 规格特性表

CKCBA63

PART NUMBER 型号	INDUCTANCE(μ H) 电感值	DCR (Max)(Ω) 直流电阻	IDC (Max)(A) 额定电流
CKCBA63-10uH/M	10 \pm 20%	0.16	1.20
CKCBA63-15uH/M	15 \pm 20%	0.18	1.00
CKCBA63-22uH/M	22 \pm 20%	0.30	0.80
CKCBA63-33uH/M	33 \pm 20%	0.41	0.60
CKCBA63-47uH/M	47 \pm 20%	0.55	0.50
CKCBA63-68uH/M	68 \pm 20%	0.82	0.42

CKCBA74

PART NUMBER 型号	INDUCTANCE(μ H) 电感值	DCR (Max)(Ω) 直流电阻	IDC (Max)(A) 额定电流
CKCBA74-10uH/M	10 \pm 20%	0.070	1.65
CKCBA74-15uH/M	15 \pm 20%	0.08	1.39
CKCBA74-22uH/M	22 \pm 20%	0.13	1.12
CKCBA74-33uH/M	33 \pm 20%	0.18	0.97
CKCBA74-47uH/M	47 \pm 20%	0.27	0.80
CKCBA74-68uH/M	68 \pm 20%	0.33	0.68
CKCBA74-100uH/M	100 \pm 20%	0.49	0.55
CKCBA74-120uH/M	120 \pm 20%	0.68	0.48
CKCBA74-150uH/M	150 \pm 20%	0.94	0.44
CKCBA74-180uH/M	180 \pm 20%	1.00	0.40
CKCBA74-220uH/M	220 \pm 20%	1.18	0.36
CKCBA74-270uH/M	270 \pm 20%	1.30	0.33

Remark:

- All test data is reference to 25°C ambient.
- Inductance Tested at 100kHz,0.25Vrms
- IDC: DC current at which the inductance drops approximate 20% from its value without current;
- Operating Temperature: -40°C ~ +125°C(Including self - temperature rise)

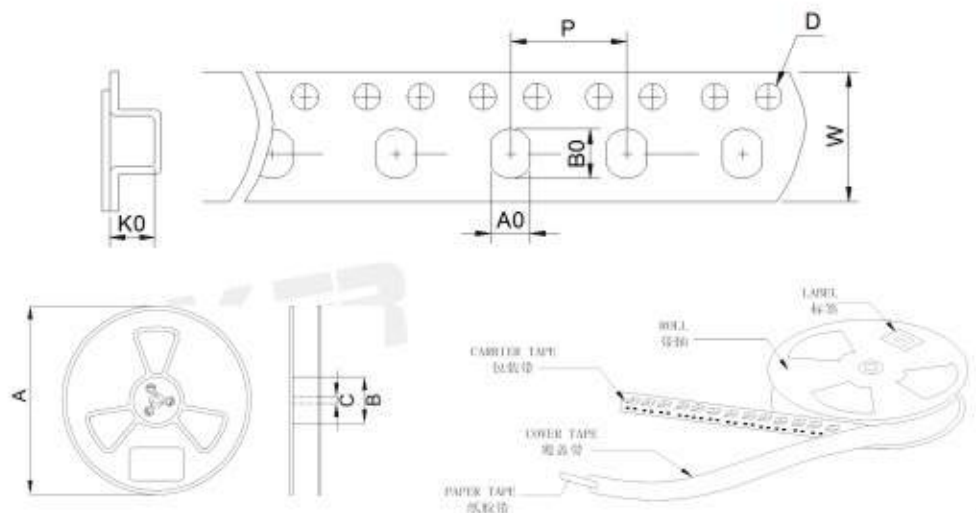
CKCBA105

PART NUMBER 型号	INDUCTANCE(μ H) 电感值	DCR (Max)(Ω) 直流电阻	IDC (Max)(A) 额定电流
CKBA105-10uH/M	10 \pm 20%	0.06	2.06
CKBA105-15uH/M	15 \pm 20%	0.07	1.72
CKBA105-22uH/M	22 \pm 20%	0.08	1.42
CKBA105-33uH/M	33 \pm 20%	0.11	1.16
CKBA105-47uH/M	47 \pm 20%	0.14	1.00
CKBA105-68uH/M	68 \pm 20%	0.21	0.85
CKBA105-100uH/M	100 \pm 20%	0.34	0.72
CKBA105-120uH/M	120 \pm 20%	0.37	0.63
CKBA105-150uH/M	150 \pm 20%	0.51	0.55
CKBA105-180uH/M	180 \pm 20%	0.57	0.50
CKBA105-220uH/M	220 \pm 20%	0.78	0.47
CKBA105-330uH/M	330 \pm 20%	1.20	0.37
CKBA105-390uH/M	390 \pm 20%	1.34	0.35
CKBA105-470uH/M	470 \pm 20%	1.50	0.33

Remark:

- All test data is reference to 25°C ambient.
- Inductance Tested at 100kHz,0.25Vrms
- IDC: DC current at which the inductance drops approximate 20% from its value without current;
- Operating Temperature: -40°C ~ +125°C(Including self - temperature rise)

PACKAGING SPECIFICATION 包装规格



TYPE(型号)	Tape Dimension 载带尺寸(mm)						Reel Dimension 卷盘尺寸(mm)			Quantity (Pcs/Reel) 数量(个/卷)
	W	A0	B0	K0	D	P	A	B	C	
CKCBA63	12.0	6.0	6.5	3.8	1.5	12.0	330	10	13	1500
CKCBA74	16.0	7.6	8.6	5.6	1.5	12.0	330	10	13	1000
CKCBA105	24.0	9.1	10.1	6.1	1.5	12.0	330	10	13	1000

磁屏蔽电感 CKCR 系列 SHIELD POWER INDUCTOR CKCR SERIES



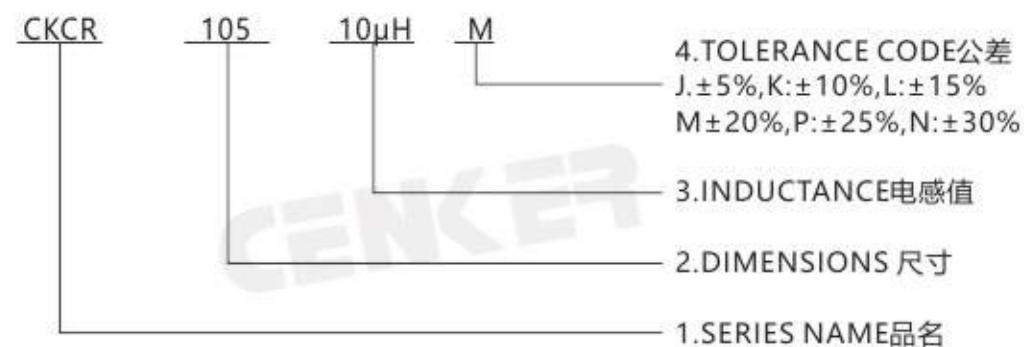
FEATURES 特性

Various high power inductors are superior to be high saturation for surface mounting.
具有高功率、高饱和电流、低电阻特性。

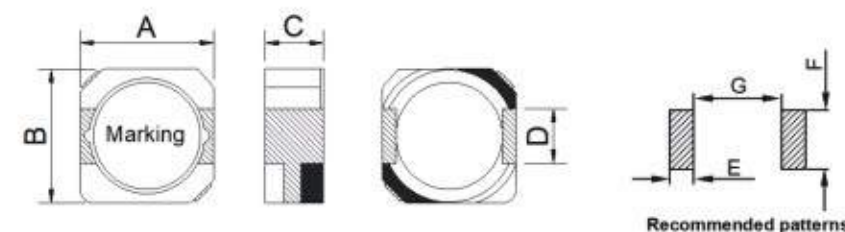
APPLICATIONS 用途

Power supply for TVR,OA equipment, audio, LED television, communication equipments, DC/DC converters, etc.
录影机, OA仪器, 音箱, LED电视, 通信设备, DC/DC转换器

PART NUMBERING SYSTEM 品名系统



SHAPES AND DIMENSIONS 外形尺寸 (Unit:mm)



TYPE(型号)	A(Max)	B(Max)	C(Max)	D	E	F	G
CKCR103	11	10.5	3.5	3.0	1.7	3.6	7.3
CKCR104	11	10.5	4.2	3.0	1.7	3.6	7.3
CKCR105	11	10.5	5.2	3.0	1.7	3.6	7.3

SPECIFICATION TABLE 规格特性表

CKCR103

PART NUMBER 型号	INDUCTANCE(μ H) 电感值	DCR (Max)(Ω) 直流电阻	IDC (Max)(A) 额定电流
CKCR103-2.2uH/N	2.2 \pm 30%	0.025	5.00
CKCR103-3.3uH/N	3.3 \pm 30%	0.028	4.20
CKCR103-4.7uH/M	4.7 \pm 20%	0.030	3.50
CKCR103-6.8uH/M	6.8 \pm 20%	0.056	2.70
CKCR103-10uH/M	10 \pm 20%	0.079	2.00
CKCR103-15uH/M	15 \pm 20%	0.100	1.60
CKCR103-22uH/M	22 \pm 20%	0.170	1.40
CKCR103-33uH/M	33 \pm 30%	0.200	1.00
CKCR103-47uH/M	47 \pm 30%	0.300	0.90
CKCR103-100uHM	100 \pm 30%	0.530	0.60

CKCR104

PART NUMBER 型号	INDUCTANCE(μ H) 电感值	DCR (Max)(Ω) 直流电阻	IDC (Max)(A) 额定电流
CKCR104-2.2uH/N	2.2 \pm 30%	0.030	5.00
CKCR104-3.3uH/N	3.3 \pm 30%	0.035	4.50
CKCR104-4.7uH/M	4.7 \pm 20%	0.040	3.50
CKCR104-6.8uH/M	6.8 \pm 20%	0.045	3.00
CKCR104-10uH/M	10 \pm 20%	0.060	2.50
CKCR104-15uH/M	15 \pm 20%	0.085	2.00
CKCR104-22uH/M	22 \pm 20%	0.115	1.80
CKCR104-33uH/M	33 \pm 20%	0.200	1.50
CKCR104-47uH/M	47 \pm 20%	0.230	1.20
CKCR104-100uH/M	100 \pm 20%	0.500	0.80
CKCR104-150uH/M	150 \pm 20%	0.600	0.75
CKCR104-220uH/M	220 \pm 20%	0.880	0.60
CKCR104-330uH/M	330 \pm 20%	1.20	0.50
CKCR104-470uH/M	470 \pm 20%	2.10	0.36
CKCR104-680uH/M	680 \pm 20%	2.80	0.30

Remark:

- All test data is reference to 25°C ambient.
- Inductance Tested at 100kHz,0.25Vrms
- IDC: DC current at which the inductance drops approximate 20% from its value without current;
- Operating Temperature: -40°C ~ +125°C(Including self - temperature rise)

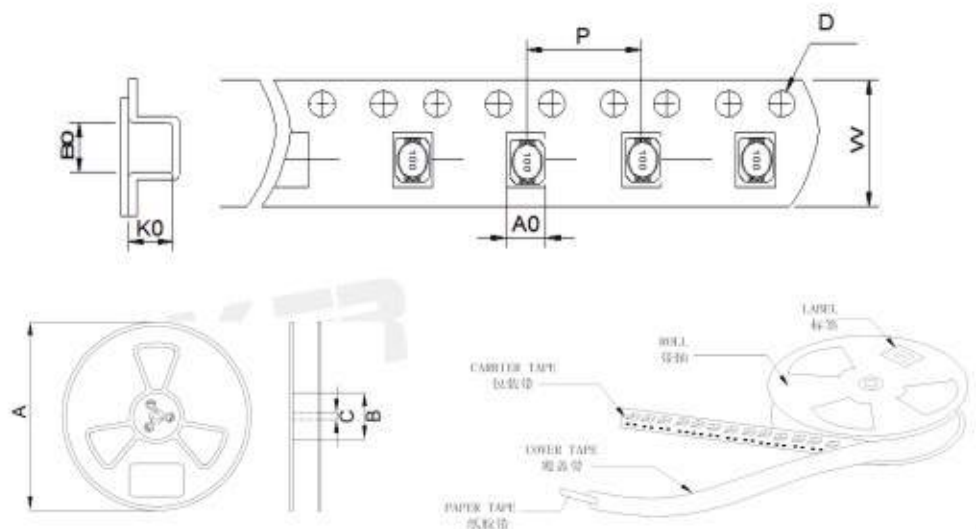
CKCR105

PART NUMBER 型号	INDUCTANCE(μ H) 电感值	DCR (Max)(Ω) 直流电阻	IDC (Max)(A) 额定电流
CKCR105-2.2uH/N	2.2 \pm 30%	0.015	6.00
CKCR105-3.3uH/N	3.3 \pm 30%	0.025	4.50
CKCR105-4.7uH/M	4.7 \pm 20%	0.035	4.00
CKCR105-6.8uH/M	6.8 \pm 20%	0.040	3.50
CKCR105-10uH/M	10 \pm 20%	0.050	2.80
CKCR105-15uH/M	15 \pm 20%	0.075	2.50
CKCR105-22uH/M	22 \pm 20%	0.090	2.00
CKCR105-33uH/M	33 \pm 20%	0.120	1.50
CKCR105-47uH/M	47 \pm 20%	0.190	1.30
CKCR105-68uH/M	68 \pm 20%	0.200	1.00
CKCR105-100uH/M	100 \pm 20%	0.350	0.80
CKCR105-220uHM	220 \pm 20%	0.850	0.60
CKCR105-330uH/M	330 \pm 20%	1.15	0.50
CKCR105-470uH/M	470 \pm 20%	2.00	0.40
CKCR105-680uH/M	680 \pm 20%	2.50	0.38
CKCR105-820uH/M	820 \pm 20%	2.60	0.35
CKCR105-1mH/M	1000 \pm 20%	3.35	0.32
CKCR105-1.5mH/M	1500 \pm 20%	5.00	0.20

Remark:

- All test data is reference to 25°C ambient.
- Inductance Tested at 100kHz,0.25Vrms
- IDC: DC current at which the inductance drops approximate 20% from its value without current;
- Operating Temperature: -40°C ~ +125°C(Including self - temperature rise)

PACKAGING SPECIFICATION 包装规格



TYPE(型号)	Tape Dimension 载带尺寸(mm)						Reel Dimension 卷盘尺寸(mm)			Quantity (Pcs/Reel) 数量(个/卷)
	W	A0	B0	K0	D	P	A	B	C	
CKCR103	24.0	11.4	11.7	3.7	1.5	16.0	330	10	13	1000
CKCR104	24.0	11.4	11.7	4.5	1.5	16.0	330	10	13	1000
CKCR105	24.0	11.4	11.7	5.5	1.5	16.0	330	10	13	750

磁屏蔽电感 CKCF 系列 SHIELD POWER INDUCTOR CKCF SERIES



FEATURES 特性

Various high power inductors are superior to be high saturation for surface mounting.
具有高功率、高饱和电流、低电阻特性。

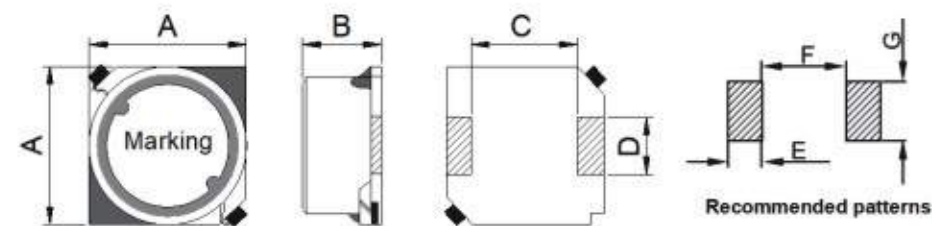
APPLICATIONS 用途

Power supply for TVR,OA equipment, audio, LED television, communication equipments, DC/DC converters, etc.
录影机, OA仪器, 音箱, LED电视, 通信设备, DC/DC转换器

PART NUMBERING SYSTEM 品名系统



SHAPES AND DIMENSIONS 外形尺寸 (Unit:mm)



TYPE(型号)	A(Max)	B(Max)	C(Ref.)	D(Ref.)	E	F	G
CKCF63	6.4	3.5	3.0	2.0	2.0	3.0	2.2
CKCF73	7.4	3.5	4.0	2.0	2.0	4.0	2.2
CKCF75	7.4	5.0	4.0	2.0	2.0	4.0	2.2
CKCF125	13.0	7.5	8.5	3.0	2.5	8.0	3.2
CKCF127	13.0	8.0	8.5	3.0	2.5	8.0	3.2

SPECIFICATION TABLE 规格特性表

CKCF63

PART NUMBER 型号	INDUCTANCE(μ H) 电感值	DCR (Max)(Ω) 直流电阻	IDC (Max)(A) 额定电流
CKCF63-2.2uH/N	2.2 \pm 30%	0.052	2.50
CKCF63-3.3uH/N	3.3 \pm 30%	0.058	2.30
CKCF63-4.7uH/M	4.7 \pm 20%	0.68	2.00
CKCF63-6.8uH/M	6.8 \pm 20%	0.85	1.50
CKCF63-10uH/M	10 \pm 20%	0.10	1.20
CKCF63-15uH/M	15 \pm 20%	0.15	1.00
CKCF63-22uH/M	22 \pm 20%	0.206	0.77

CKCF73

PART NUMBER 型号	INDUCTANCE(μ H) 电感值	DCR (Max)(Ω) 直流电阻	IDC (Max)(A) 额定电流
CKCF73-2.2uH/N	2.2 \pm 30%	0.036	2.70
CKCF73-3.3uH/N	3.3 \pm 30%	0.04	2.50
CKCF73-4.7uH/M	4.7 \pm 20%	0.055	2.30
CKCF73-6.8uH/M	6.8 \pm 20%	0.07	1.85
CKCF73-10uH/M	10 \pm 20%	0.08	1.40
CKCF73-15uH/M	15 \pm 20%	0.15	1.20
CKCF73-22uH/M	22 \pm 20%	0.22	0.96
CKCF73-33uH/M	33 \pm 20%	0.28	0.78
CKCF73-47uH/M	47 \pm 20%	0.35	0.60
CKCF73-68uH/M	68 \pm 20%	0.42	0.52
CKCF73-100uH/M	100 \pm 20%	0.65	0.40
CKCF73-470uH/M	470 \pm 20%	2.60	0.15

Remark:

- All test data is reference to 25°C ambient.
- Inductance Tested at 100kHz,0.25Vrms
- IDC: DC current at which the inductance drops approximate 20% from its value without current;
- Operating Temperature: -40°C ~ +125°C(Including self - temperature rise)

CKCF75

PART NUMBER 型号	INDUCTANCE(μ H) 电感值	DCR (Max)(Ω) 直流电阻	IDC (Max)(A) 额定电流
CKCF75-2.2uH/N	2.2 \pm 30%	0.038	5.00
CKCF75-3.3uH/N	3.3 \pm 30%	0.045	4.20
CKCF75-4.7uH/M	4.7 \pm 20%	0.05	3.50
CKCF75-6.8uH/M	6.8 \pm 20%	0.065	2.70
CKCF75-10uH/M	10 \pm 20%	0.07	2.00
CKCF75-15uH/M	15 \pm 20%	0.10	1.60
CKCF75-22uH/M	22 \pm 20%	0.125	1.40
CKCF75-33uH/M	33 \pm 20%	0.16	0.90
CKCF75-47uH/M	47 \pm 20%	0.22	0.84
CKCF75-68uH/M	68 \pm 20%	0.36	0.70
CKCF75-100uH/M	100 \pm 20%	0.45	0.55
CKCF75-220uH/M	220 \pm 20%	1.30	0.45
CKCF75-470uH/M	470 \pm 20%	3.80	0.30
CKCF75-680uH/M	680 \pm 20%	5.50	0.25

CKCF125

PART NUMBER 型号	INDUCTANCE(μ H) 电感值	DCR (Max)(Ω) 直流电阻	IDC (Max)(A) 额定电流
CKCF125-10uH/M	10 \pm 20%	0.048	4.40
CKCF125-15uH/M	15 \pm 20%	0.055	4.00
CKCF125-22uH/M	22 \pm 20%	0.06	3.00
CKCF125-33uH/M	33 \pm 20%	0.07	2.50
CKCF125-47uH/M	47 \pm 20%	0.125	2.20
CKCF125-68uH/M	68 \pm 20%	0.146	1.90
CKCF125-100uH/M	100 \pm 20%	0.20	1.50
CKCF125-220uH/M	220 \pm 20%	0.60	1.40
CKCF125-470uH/M	470 \pm 20%	1.10	1.00
CKCF125-680uH/M	680 \pm 20%	2.30	0.70

Remark:

- All test data is reference to 25°C ambient.
- Inductance Tested at 100kHz,0.25Vrms
- IDC: DC current at which the inductance drops approximate 20% from its value without current;
- Operating Temperature: -40°C ~ +125°C(Including self - temperature rise)

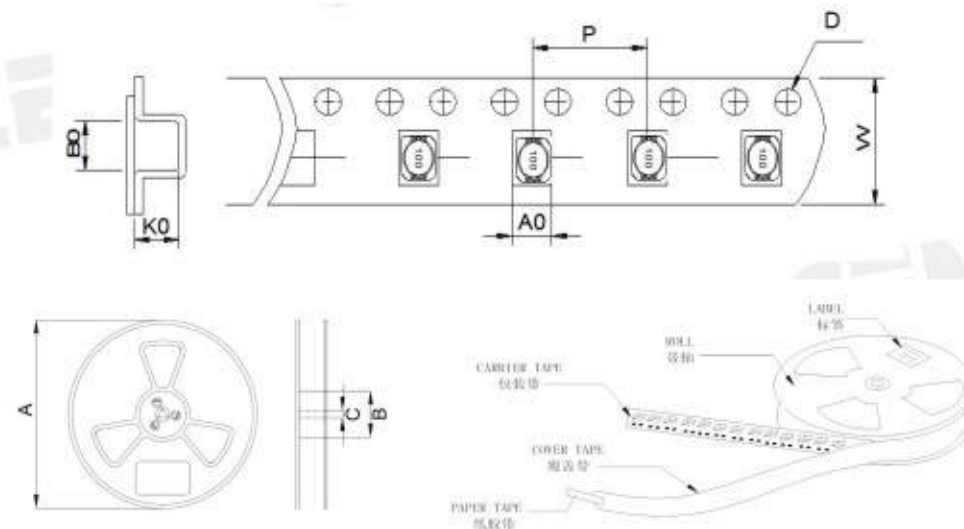
CKCF127

PART NUMBER 型号	INDUCTANCE(μH) 电感值	DCR (Max)(Ω) 直流电阻	IDC (Max)(A) 额定电流
CKCF127-6.8uH/M	6.8±20%	0.018	7.20
CKCF127-10uH/M	10±20%	0.021	5.50
CKCF127-15uH/M	15±20%	0.028	4.70
CKCF127-22uH/M	22±20%	0.050	4.00
CKCF127-33uH/M	33±20%	0.055	3.40
CKCF127-47uH/M	47±20%	0.064	3.00
CKCF127-68uH/M	68±20%	0.092	2.60
CKCF127-100uH/M	100±20%	0.15	1.90
CKCF127-220uH/M	220±20%	0.32	1.00
CKCF127-470uH/M	470±20%	0.80	0.80
CKCF127-1mH/M	1000±20%	1.50	0.55
CKCF127-1.5mH/M	1500±20%	2.30	0.45
CKCF127-2.2mH/M	2200±20%	3.40	0.40

Remark:

- All test data is reference to 25°C ambient.
- Inductance Tested at 100kHz,0.25Vrms
- IDC: DC current at which the inductance drops approximate 20% from its value without current;
- Operating Temperature: -40°C ~ +125°C(Including self - temperature rise)

PACKAGING SPECIFICATION 包装规格



TYPE(型号)	Tape Dimension 载带尺寸(mm)						Reel Dimension 卷盘尺寸(mm)			Quantity (Pcs/Reel) 数量(个/卷)
	W	A0	B0	K0	D	P	A	B	C	
CKCF63	16.0	6.6	6.6	3.8	1.5	12.0	330	100	13	1500
CKCF73	16.0	7.7	7.7	3.8	1.5	12.0	330	100	13	1000
CKCF75	16.0	7.7	7.7	5.3	1.5	12.0	330	100	13	1000
CKCF125	24.0	13.5	13.5	7.8	1.5	16.0	330	100	13	500
CKCF127	24.0	13.5	13.5	8.5	1.5	16.0	330	100	13	500

磁屏蔽电感 CKPF 系列

SHIELD POWER INDUCTOR CKPF SERIES

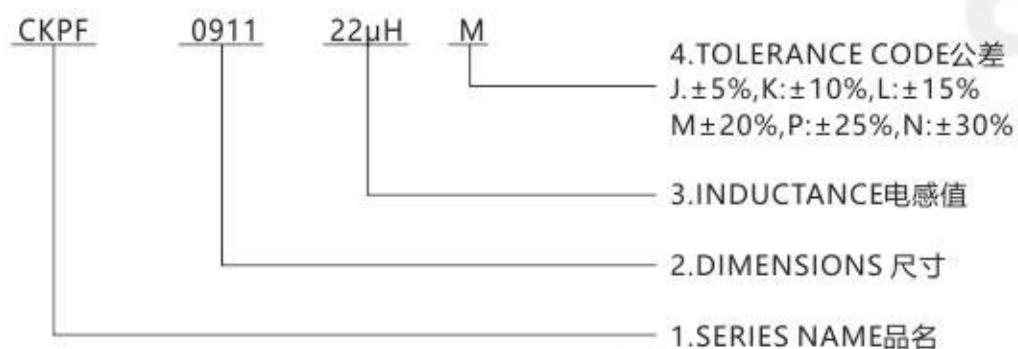
● FEATURES 特性

1. Ideal as a choke coil for noise filtering
主要用于扼流
2. It is suitable for user in audio processing circuits for low, high and bandpass filtering.
适用于低-高带通滤波

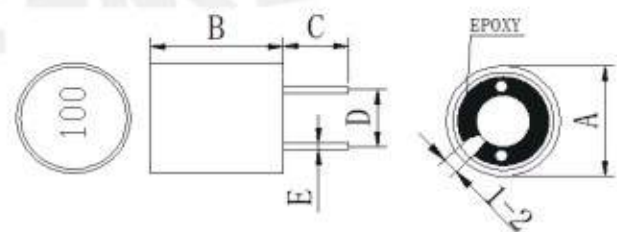
● APPLICATIONS 用途

1. Ideal for use as a power choke coil in general household appliances, appliances and industrial equipment.
主要用于家电, 工业电器电路中扼流。
2. Audio, communication equipments, DC/DC converters, etc.
音箱, 通信设备, DC/DC转换器

● PART NUMBERING SYSTEM 品名系统



● SHAPES AND DIMENSIONS 外形尺寸 (Unit:mm)



TYPE(型号)	A	B	C	D	E
CKPF0911	10.0Max	11.5Max	5.0±1.0	3.0±0.5	0.6±0.1
CKPF1012	11.0Max	13.0Max	5.0±1.0	5.0±0.5	0.6±0.1
CKPF1014	12.0Max	15.0Max	5.0±1.0	5.0±0.5	0.6±0.1
CKPF1619	16.5Max	20.5Max	5.0±1.0	7.5±1.0	0.8±0.1



■ SPECIFICATION TABLE 规格特性表

CKPF0911

PART NUMBER 型号	INDUCTANCE(μH) 电感值	DCR (Max)(Ω) 直流电阻	IDC (Max)(A) 额定电流	TEST FREQUENCY 测试频率
CKPF0911-6.8uH/M	6.8±20%	0.03	2.0	100kHz,0.25V
CKPF0911-8.2uH/M	8.2±20%	0.04	1.8	100kHz,0.25V
CKPF0911-10uH/M	10±20%	0.05	1.5	1kHz,0.25V
CKPF0911-12uH/M	12±20%	0.06	1.4	1kHz,0.25V
CKPF0911-15uH/M	15±20%	0.07	1.2	1kHz,0.25V
CKPF0911-18uH/M	18±20%	0.08	1.0	1kHz,0.25V
CKPF0911-22uH/M	22±20%	0.09	0.9	1kHz,0.25V
CKPF0911-27uH/M	27±20%	0.10	0.8	1kHz,0.25V
CKPF0911-33uH/M	33±20%	0.12	0.7	1kHz,0.25V
CKPF0911-39uH/M	39±20%	0.15	0.5	1kHz,0.25V
CKPF0911-47uH/M	47±20%	0.18	0.4	1kHz,0.25V
CKPF0911-56uH/M	56±20%	0.20	0.38	1kHz,0.25V
CKPF0911-68uH/M	68±20%	0.25	0.35	1kHz,0.25V
CKPF0911-82uH/M	82±20%	0.28	0.32	1kHz,0.25V
CKPF0911-100uH/M	100±20%	0.30	0.30	1kHz,0.25V

Remark:

1. All test data is reference to 25°C ambient.
2. IDC: DC current at which the inductance drops approximate 20% from its value without current;
3. Operating Temperature: -25°C ~ +85°C(Including self - temperature rise)

CKPF1012

PART NUMBER 型号	INDUCTANCE(μ H) 电感值	DCR (Max)(Ω) 直流电阻	IDC (Max)(A) 额定电流	TEST FREQUENCY 测试频率
CKPF1012-6.8uH/M	6.8 \pm 20%	0.040	4.0	100kHz,0.25V
CKPF1012-8.2uH/M	8.2 \pm 20%	0.050	3.8	100kHz,0.25V
CKPF1012-10uH/M	10 \pm 20%	0.060	3.6	1kHz,0.25V
CKPF1012-12uH/M	12 \pm 20%	0.070	3.5	1kHz,0.25V
CKPF1012-15uH/M	15 \pm 20%	0.080	3.3	1kHz,0.25V
CKPF1012-18uH/M	18 \pm 20%	0.090	3.2	1kHz,0.25V
CKPF1012-22uH/M	22 \pm 20%	0.100	3.0	1kHz,0.25V
CKPF1012-27uH/M	27 \pm 20%	0.120	2.8	1kHz,0.25V
CKPF1012-33uH/M	33 \pm 20%	0.180	2.5	1kHz,0.25V
CKPF1012-39uH/M	39 \pm 20%	0.200	2.2	1kHz,0.25V
CKPF1012-47uH/M	47 \pm 20%	0.220	2.0	1kHz,0.25V
CKPF1012-56uH/M	56 \pm 20%	0.240	1.8	1kHz,0.25V
CKPF1012-68uH/M	68 \pm 20%	0.270	1.5	1kHz,0.25V
CKPF1012-82uH/M	82 \pm 20%	0.280	1.2	1kHz,0.25V
CKPF1012-100uH/M	100 \pm 20%	0.300	1.1	1kHz,0.25V
CKPF1012-120uH/M	120 \pm 20%	0.320	1.0	1kHz,0.25V

Remark:

- All test data is reference to 25°C ambient.
- IDC: DC current at which the inductance drops approximate 20% from its value without current;
- Operating Temperature: -25°C ~ +85°C(Including self - temperature rise)

CKPF1014

PART NUMBER 型号	INDUCTANCE(μ H) 电感值	DCR (Max)(Ω) 直流电阻	IDC (Max)(A) 额定电流	TEST FREQUENCY 测试频率
CKPF1014-10uH/M	10 \pm 20%	0.040	4.50	1kHz,0.25V
CKPF1014-15uH/M	15 \pm 20%	0.050	4.30	1kHz,0.25V
CKPF1014-18uH/M	18 \pm 20%	0.070	4.00	1kHz,0.25V
CKPF1014-22uH/M	22 \pm 20%	0.080	3.50	1kHz,0.25V
CKPF1014-27uH/M	27 \pm 20%	0.090	3.30	1kHz,0.25V
CKPF1014-33uH/M	33 \pm 20%	0.100	3.00	1kHz,0.25V
CKPF1014-39uH/M	39 \pm 20%	0.120	2.50	1kHz,0.25V
CKPF1014-47uH/M	47 \pm 20%	0.150	2.30	1kHz,0.25V
CKPF1014-56uH/M	56 \pm 20%	0.180	2.00	1kHz,0.25V
CKPF1014-68uH/M	68 \pm 20%	0.25	1.80	1kHz,0.25V
CKPF1014-82uH/M	82 \pm 20%	0.32	1.60	1kHz,0.25V
CKPF1014-100uH/M	100 \pm 20%	0.36	1.50	1kHz,0.25V
CKPF1014-150uH/M	150 \pm 20%	0.52	1.40	1kHz,0.25V
CKPF1014-180uH/M	180 \pm 20%	0.60	1.30	1kHz,0.25V
CKPF1014-220uH/M	220 \pm 20%	0.75	1.20	1kHz,0.25V
CKPF1014-270uH/M	270 \pm 20%	0.90	1.10	1kHz,0.25V
CKPF1014-330uH/M	330 \pm 20%	1.00	0.95	1kHz,0.25V
CKPF1014-390uH/M	390 \pm 20%	1.30	0.90	1kHz,0.25V
CKPF1014-470uH/M	470 \pm 20%	1.50	0.80	1kHz,0.25V
CKPF1014-560uH/M	560 \pm 20%	1.60	0.70	1kHz,0.25V
CKPF1014-680uH/M	680 \pm 20%	2.00	0.65	1kHz,0.25V
CKPF1014-820uH/M	820 \pm 20%	2.50	0.60	1kHz,0.25V
CKPF1014-1mH/M	1000 \pm 20%	3.00	0.55	1kHz,0.25V
CKPF1014-1.2mH/M	1200 \pm 20%	3.50	0.50	1kHz,0.25V
CKPF1014-1.5mH/M	1500 \pm 20%	4.20	0.40	1kHz,0.25V
CKPF1014-1.8mH/M	1800 \pm 20%	4.80	0.36	1kHz,0.25V
CKPF1014-2.2mH/M	2200 \pm 20%	6.00	0.32	1kHz,0.25V

Remark:

- All test data is reference to 25°C ambient.
- IDC: DC current at which the inductance drops approximate 20% from its value without current;
- Operating Temperature: -25°C ~ +85°C(Including self - temperature rise)

CKPF1619

PART NUMBER 型号	INDUCTANCE(μ H) 电感值	DCR (Max)(Ω) 直流电阻	IDC (Max)(A) 额定电流	TEST FREQUENCY 测试频率
CKPF1619-10uH/M	10 \pm 20%	0.030	7.00	1kHz,0.25V
CKPF1619-15uH/M	15 \pm 20%	0.035	6.50	1kHz,0.25V
CKPF1619-18uH/M	18 \pm 20%	0.040	6.00	1kHz,0.25V
CKPF1619-22uH/M	22 \pm 20%	0.050	5.50	1kHz,0.25V
CKPF1619-27uH/M	27 \pm 20%	0.055	5.00	1kHz,0.25V
CKPF1619-33uH/M	33 \pm 20%	0.055	4.50	1kHz,0.25V
CKPF1619-39uH/M	39 \pm 20%	0.060	4.50	1kHz,0.25V
CKPF1619-47uH/M	47 \pm 20%	0.070	4.00	1kHz,0.25V
CKPF1619-56uH/M	56 \pm 20%	0.085	3.50	1kHz,0.25V
CKPF1619-68uH/M	68 \pm 20%	0.10	3.00	1kHz,0.25V
CKPF1619-82uH/M	82 \pm 20%	0.12	2.80	1kHz,0.25V
CKPF1619-100uH/M	100 \pm 20%	0.14	2.50	1kHz,0.25V
CKPF1619-150uH/M	150 \pm 20%	0.16	2.30	1kHz,0.25V
CKPF1619-180uH/M	180 \pm 20%	0.22	2.00	1kHz,0.25V
CKPF1619-220uH/M	220 \pm 20%	0.28	1.80	1kHz,0.25V
CKPF1619-270uH/M	270 \pm 20%	0.35	1.60	1kHz,0.25V
CKPF1619-330uH/M	330 \pm 20%	0.45	1.50	1kHz,0.25V
CKPF1619-390uH/M	390 \pm 20%	0.55	1.40	1kHz,0.25V
CKPF1619-470uH/M	470 \pm 20%	0.60	1.20	1kHz,0.25V
CKPF1619-560uH/M	560 \pm 20%	0.70	1.00	1kHz,0.25V
CKPF1619-680uH/M	680 \pm 20%	0.80	0.90	1kHz,0.25V
CKPF1619-820uH/M	820 \pm 20%	0.90	0.80	1kHz,0.25V
CKPF1619-1000uH/M	1000 \pm 20%	1.20	0.60	1kHz,0.25V

Remark:

- All test data is reference to 25°C ambient.
- IDC: DC current at which the inductance drops approximate 20% from its value without current;
- Operating Temperature : -25°C ~ +85°C(Including self - temperature rise)

工字电感 CKO 系列

DRUM CORE INDUCTOR CKO SERIES



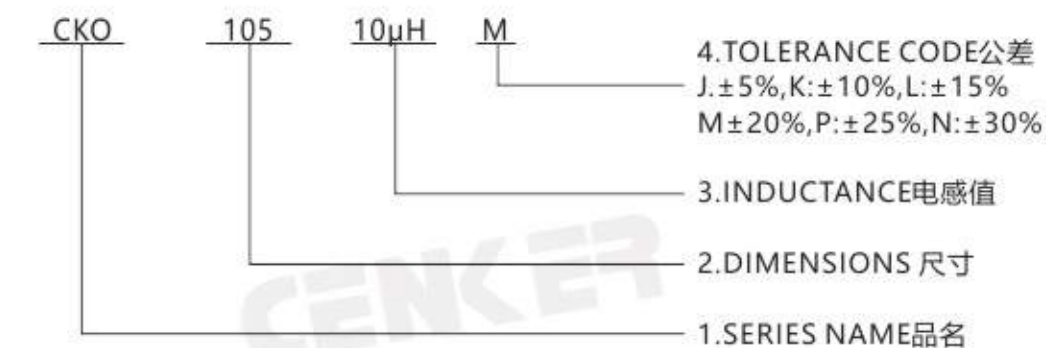
• FEATURES 特性

Various high power inductors are superior to be high saturation for surface mounting.
具有高功率、高饱和电流、低电阻特性。

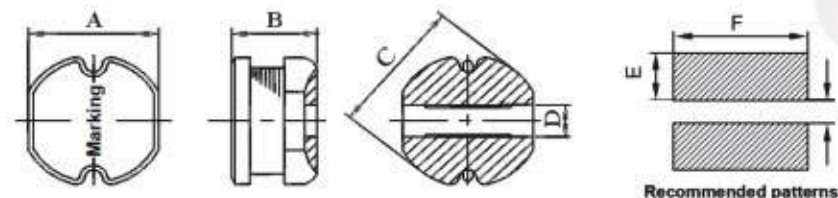
• APPLICATIONS 用途

Power supply for TVR,OA equipment, audio, LED television, communication equipments, DC/DC converters, etc.
录影机, OA仪器, 音箱, LED电视, 通信设备, DC/DC转换器

• PART NUMBERING SYSTEM 品名系统



• SHAPES AND DIMENSIONS 外形尺寸 (Unit:mm)



TYPE(型号)	A	B	C	D	E	F	G
CKO32	3.0 \pm 0.3	2.1 \pm 0.3	3.5 \pm 0.3	1.0	1.6	3.5	0.8
CKO43	4.0 \pm 0.3	3.2 \pm 0.3	4.5 \pm 0.3	1.4	1.75	4.5	1.2
CKO53	5.2 \pm 0.3	3.0 \pm 0.3	5.8 \pm 0.3	2.1	2.15	5.5	1.7
CKO54	5.2 \pm 0.3	4.5 \pm 0.3	5.8 \pm 0.3	2.1	2.15	5.5	1.7
CKO75	7.0 \pm 0.3	5.0 \pm 0.3	7.8 \pm 0.3	2.5	3.0	7.5	2.0
CKO104	9.0 \pm 0.3	4.0 \pm 0.3	10.0 \pm 0.3	3.1	3.75	9.5	2.5
CKO105	9.0 \pm 0.3	5.4 \pm 0.3	10.0 \pm 0.3	3.1	3.75	9.5	2.5
CKO106	9.0 \pm 0.3	6.5 \pm 0.5	10.0 \pm 0.3	3.1	3.75	9.5	2.5
CKO108	9.0 \pm 0.3	8.3 \pm 0.5	10.0 \pm 0.3	3.1	3.75	9.5	2.5

SPECIFICATION TABLE 规格特性表

CKO32

PART NUMBER 型号	INDUCTANCE(μH) 电感值	DCR (Max)(Ω) 直流电阻	IDC (Max)(A) 额定电流
CKO32-1uH/N	1±30%	0.045	2.20
CKO32-1.5uH/N	1.5±30%	0.055	2.00
CKO32-2.2uH/M	2.2±20%	0.09	1.80
CKO32-3.3uH/M	3.3±20%	0.11	1.70
CKO32-4.7uH/M	4.7±20%	0.15	1.50
CKO32-6.8uH/M	6.8±20%	0.22	1.10
CKO32-10uH/M	10±20%	0.27	0.90
CKO32-15uH/M-W01	15±20%	0.42	0.70
CKO32-22uH/M	22±20%	0.68	0.60
CKO32-33uH/M	33±20%	0.90	0.45
CKO32-47uH/M	47±20%	1.20	0.30
CKO32-56uH/M	56±20%	1.40	0.28
CKO32-68uH/M	68±20%	1.80	0.25
CKO32-82uH/M	82±20%	2.10	0.22
CKO32-100uH/M	100±20%	2.40	0.20
CKO32-150uH/M	150±20%	3.80	0.15

Remark:

- All test data is reference to 25°C ambient.
- Inductance Tested at 100kHz,0.25Vrms
- IDC: DC current at which the inductance drops approximate 20% from its value without current;
- Operating Temperature: -40°C ~ +125°C(Including self - temperature rise)

CKO43

PART NUMBER 型号	INDUCTANCE(μH) 电感值	DCR (Max)(Ω) 直流电阻	IDC (Max)(A) 额定电流
CKO43-1uH/N-W01	1±30%	0.025	3.00
CKO43-1.5uH/N-W01	1.5±30%	0.032	2.70
CKO43-2.2uH/M-W01	2.2±20%	0.045	2.50
CKO43-3.3uH/M-W01	3.3±20%	0.065	2.10
CKO43-4.7uH/M-W01	4.7±20%	0.075	1.80
CKO43-6.8uH/M	6.8±20%	0.10	1.60
CKO43-10uH/M-W01	10±20%	0.14	1.20
CKO43-15uH/M-W01	15±20%	0.23	1.00
CKO43-22uH/M	22±20%	0.30	0.75
CKO43-33uH/M	33±20%	0.42	0.70
CKO43-47uH/M	47±20%	0.58	0.50
CKO43-68uH/M	68±20%	0.935	0.45
CKO43-82uH/M	82±20%	1.00	0.40
CKO43-100uH/□	100±10% / ±20%	1.30	0.30
CKO43-150uH/□	150±10% / ±20%	2.00	0.25
CKO43-220uH/□	220±10% / ±20%	2.70	0.20
CKO43-330uH/□	330±10% / ±20%	3.60	0.18
CKO43-470uH/□	470±10% / ±20%	6.00	0.15

Remark:

- All test data is reference to 25°C ambient.
- Inductance Tested at 100kHz,0.25Vrms
- IDC: DC current at which the inductance drops approximate 20% from its value without current;
- Operating Temperature: -40°C ~ +125°C(Including self - temperature rise)
- Tolerance: M:±20% , K:±10%

CKO53

PART NUMBER 型号	INDUCTANCE(μ H) 电感值	DCR (Max)(Ω) 直流电阻	IDC (Max)(A) 额定电流
CKO53-1uH/N	1 \pm 30%	0.028	6.00
CKO53-1.5uH/N	1.5 \pm 30%	0.035	3.50
CKO53-2.2uH/M-W01	2.2 \pm 20%	0.04	3.00
CKO53-3.3uH/M	3.3 \pm 20%	0.055	2.80
CKO53-4.7uH/M	4.7 \pm 20%	0.07	2.60
CKO53-6.8uH/M	6.8 \pm 20%	0.09	2.40
CKO53-10uH/M	10 \pm 20%	0.12	2.00
CKO53-15uH/M	15 \pm 20%	0.18	1.80
CKO53-22uH/M	22 \pm 20%	0.26	1.60
CKO53-33uH/M	33 \pm 20%	0.38	1.20
CKO53-47uH/M-W01	47 \pm 20%	0.57	1.00
CKO53-68uH/M-W01	68 \pm 20%	0.68	0.80
CKO53-82uH/M	82 \pm 20%	0.86	0.70
CKO53-100uH/ \square	100 \pm 10% / \pm 20%	0.96	0.65
CKO53-220uH/ \square	220 \pm 10% / \pm 20%	2.10	0.30
CKO53-330uH/ \square	330 \pm 10% / \pm 20%	4.00	0.25
CKO53-470uH/ \square	470 \pm 10% / \pm 20%	5.30	0.20
CKO53-680uH/ \square -W01	680 \pm 10% / \pm 20%	8.00	0.18

Remark:

- All test data is reference to 25°C ambient.
- Inductance Tested at 100kHz,0.25Vrms
- IDC: DC current at which the inductance drops approximate 20% from its value without current;
- Operating Temperature: -40°C ~ +125°C(Including self - temperature rise)
- \square Tolerance: M: \pm 20%, K: \pm 10%

CKO54

PART NUMBER 型号	INDUCTANCE(μ H) 电感值	DCR (Max)(Ω) 直流电阻	IDC (Max)(A) 额定电流
CKO54-1.2uH/N-W01	1.2 \pm 30%	0.019	4.50
CKO54-1.5uH/N-W01	1.5 \pm 30%	0.021	4.20
CKO54-2.2uH/M-W01	2.2 \pm 20%	0.026	3.50
CKO54-3.3uH/M-W01	3.3 \pm 20%	0.035	3.00
CKO54-4.7uH/M-W01	4.7 \pm 20%	0.045	2.80
CKO54-6.8uH/M-W01	6.8 \pm 20%	0.06	2.50
CKO54-10uH/M-W01	10 \pm 20%	0.08	2.30
CKO54-15uH/M	15 \pm 20%	0.12	1.80
CKO54-22uH/M	22 \pm 20%	0.15	1.20
CKO54-33uH/M-W01	33 \pm 20%	0.22	1.00
CKO54-47uH/M	47 \pm 20%	0.36	0.85
CKO54-68uH/M-W01	68 \pm 20%	0.46	0.60
CKO54-82uH/M	82 \pm 20%	0.53	0.55
CKO54-100uH/ \square	100 \pm 10% / \pm 20%	0.70	0.50
CKO54-220uH/ \square -W01	220 \pm 10% / \pm 20%	1.60	0.40
CKO54-330uH/ \square -W01	330 \pm 10% / \pm 20%	2.70	0.30
CKO54-470uH/ \square -W01	470 \pm 10% / \pm 20%	3.60	0.28
CKO54-1mH/ \square	1000 \pm 10% / \pm 20%	5.60	0.12

Remark:

- All test data is reference to 25°C ambient.
- Inductance Tested at 100kHz,0.25Vrms
- IDC: DC current at which the inductance drops approximate 20% from its value without current;
- Operating Temperature: -40°C ~ +125°C(Including self - temperature rise)
- \square Tolerance: M: \pm 20%, K: \pm 10%

CKO75

PART NUMBER 型号	INDUCTANCE(μH) 电感值	DCR (Max)(Ω) 直流电阻	IDC (Max)(A) 额定电流
CKO75-1uH/N	1±30%	0.018	5.50
CKO75-1.5uH/N	1.5±30%	0.025	5.30
CKO75-2.2uH/N-W01	2.2±30%	0.03	5.00
CKO75-3.3uH/M-W01	3.3±20%	0.04	4.50
CKO75-4.7uH/M-W01	4.7±20%	0.05	4.00
CKO75-6.8uH/M-W01	6.8±20%	0.06	3.50
CKO75-10uH/M	10±20%	0.08	2.80
CKO75-15uH/□-W01	15±20%	0.09	2.70
CKO75-22uH/M-W01	22±20%	0.12	2.20
CKO75-33uH/M-W01	33±20%	0.18	1.50
CKO75-47uH/M-W01	47±20%	0.21	1.20
CKO75-68uH/M-W01	68±20%	0.29	1.00
CKO75-100uH/□	100±10% / ±20%	0.41	0.80
CKO75-220uH/□-W01	220±10% / ±20%	0.78	0.60
CKO75-330uH/□	330±10% / ±20%	1.42	0.40
CKO75-470uH/□	470±10% / ±20%	2.00	0.30
CKO75-1mH/□-W01	1000±10% / ±20%	4.00	0.25
CKO75-1.2mH/□	1200±10% / ±20%	4.70	0.23
CKO75-1.5mH/□	1500±10% / ±20%	5.70	0.20
CKO75-2.2mH/□	2200±10% / ±20%	8.00	0.10

Remark:

- All test data is reference to 25°C ambient.
- Inductance Tested at 100kHz,0.25Vrms
- IDC: DC current at which the inductance drops approximate 20% from its value without current;
- Operating Temperature: -40°C ~ +125°C(Including self - temperature rise)
- Tolerance: M:±20%, K:±10%

CKO104

PART NUMBER 型号	INDUCTANCE(μH) 电感值	DCR (Max)(Ω) 直流电阻	IDC (Max)(A) 额定电流
CKO104-10uH/M	10±20%	0.06	4.00
CKO104-15uH/M	15±20%	0.09	3.50
CKO104-22uH/M	22±20%	0.14	2.80
CKO104-33uH/M-W01	33±20%	0.16	2.50
CKO104-47uH/M	47±20%	0.20	2.10
CKO104-68uH/M	68±20%	0.27	1.50
CKO104-82uH/M	82±20%	0.33	1.40
CKO104-100uH/□	100±10% / ±20%	0.42	1.20
CKO104-220uH/□	220±10% / ±20%	1.00	0.80
CKO104-330uH/□	330±10% / ±20%	1.30	0.65
CKO104-470uH/□	470±10% / ±20%	1.80	0.60
CKO104-560uH/□	560±10% / ±20%	2.10	0.55
CKO104-680uH/□	680±10% / ±20%	2.50	0.50
CKO104-820uH/□	820±10% / ±20%	2.90	0.40
CKO104-1mH/□	1000±10% / ±20%	3.70	0.35

Remark:

- All test data is reference to 25°C ambient.
- Inductance Tested at 100kHz,0.25Vrms
- IDC: DC current at which the inductance drops approximate 20% from its value without current;
- Operating Temperature: -40°C ~ +125°C(Including self - temperature rise)
- Tolerance: M:±20%, K:±10%

CKO105

PART NUMBER 型号	INDUCTANCE(μ H) 电感值	DCR (Max)(Ω) 直流电阻	IDC (Max)(A) 额定电流
CKO105-4.7uH/M	4.7 \pm 20%	0.035	5.00
CKO105-6.8uH/M	6.8 \pm 20%	0.04	4.50
CKO105-10uH/M	10 \pm 20%	0.06	4.00
CKO105-15uH/M	15 \pm 20%	0.08	3.00
CKO105-22uH/M	22 \pm 20%	0.10	2.50
CKO105-33uH/M	33 \pm 20%	0.15	2.10
CKO105-47uH/M	47 \pm 20%	0.17	1.80
CKO105-68uH/M-W01	68 \pm 20%	0.25	1.50
CKO105-100uH/ \square -W01	100 \pm 10% / \pm 20%	0.30	1.20
CKO105-150uH/ \square	150 \pm 10% / \pm 20%	0.43	1.10
CKO105-220uH/ \square	220 \pm 10% / \pm 20%	0.70	0.80
CKO105-330uH/ \square	330 \pm 10% / \pm 20%	0.90	0.65
CKO105-470uH/ \square	470 \pm 10% / \pm 20%	1.30	0.55
CKO105-680uH/ \square --W01	680 \pm 10% / \pm 20%	1.75	0.45
CKO105-1mH/ \square	1000 \pm 10% / \pm 20%	2.70	0.35
CKO105-1.2mH/ \square	1200 \pm 10% / \pm 20%	3.50	0.30
CKO105-1.5mH/ \square	1500 \pm 10% / \pm 20%	3.90	0.25
CKO105-1.8mH/ \square	1800 \pm 10% / \pm 20%	5.00	0.20
CKO105-3mH/ \square	3000 \pm 10% / \pm 20%	8.50	0.15

Remark:

- All test data is reference to 25°C ambient.
- Inductance Tested at 100kHz,0.25Vrms
- IDC: DC current at which the inductance drops approximate 20% from its value without current;
- Operating Temperature: -40°C ~ +125°C(Including self - temperature rise)
- \square Tolerance: M: \pm 20% , K: \pm 10%

CKO106

PART NUMBER 型号	INDUCTANCE(μ H) 电感值	DCR (Max)(Ω) 直流电阻	IDC (Max)(A) 额定电流
CKO106-1mH/K	1000 \pm 10%	2.8	0.60
CKO106-1.2mH/K	1200 \pm 10%	3.0	0.50
CKO106-2.2mH/K	2200 \pm 10%	5.7	0.35
CKO106-3mH/K	3000 \pm 10%	7.2	0.30
CKO106-3.5mH/K	3500 \pm 10%	9.1	0.26
CKO106-4.5mH/K	4500 \pm 10%	11.5	0.20
CKO106-4.7mH/K	4700 \pm 10%	12.1	0.18

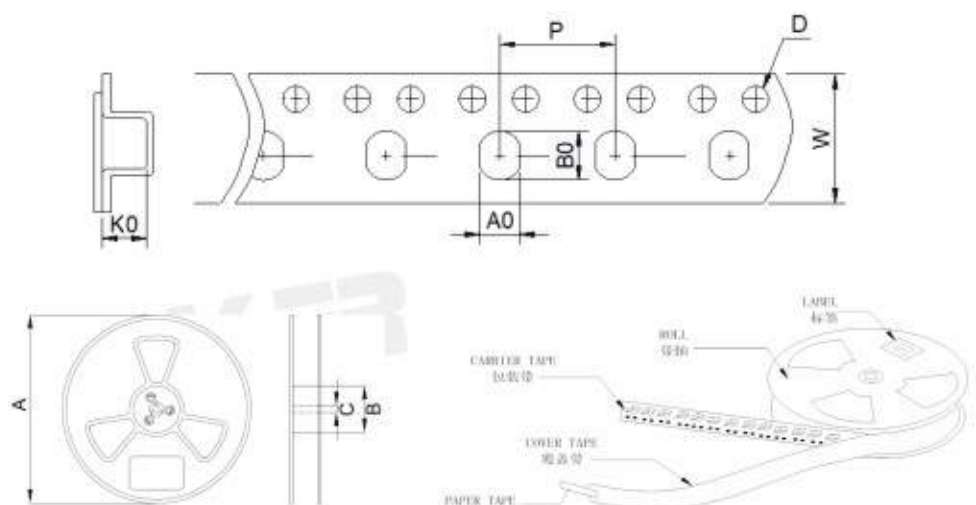
CKO108

PART NUMBER 型号	INDUCTANCE(μ H) 电感值	DCR (Max)(Ω) 直流电阻	IDC (Max)(A) 额定电流
CKO108-100uH/M	100 \pm 20%	0.236	2.00
CKO108-300uH/M	300 \pm 20%	0.581	1.20
CKO108-350uH/M	350 \pm 20%	0.660	1.00
CKO108-500uH/M	500 \pm 20%	0.956	0.80
CKO108-1mH/K	1000 \pm 10%	1.80	0.60
CKO108-1.5mH/K	1500 \pm 10%	2.85	0.50
CKO108-2mH/K	2000 \pm 10%	3.64	0.40
CKO108-2.5mH/K	2500 \pm 10%	5.20	0.35
CKO108-2.8mH/K	2800 \pm 10%	5.53	0.34
CKO108-3mH/K	3000 \pm 10%	6.08	0.33
CKO108-4mH/K	4000 \pm 10%	7.80	0.28

Remark:

- All test data is reference to 25°C ambient.
- Inductance Tested at 100kHz,0.25Vrms
- IDC: DC current at which the inductance drops approximate 20% from its value without current;
- Operating Temperature: -40°C ~ +125°C(Including self - temperature rise)
- \square Tolerance: M: \pm 20% , K: \pm 10%

PACKAGING SPECIFICATION 包装规格



TYPE(型号)	Tape Dimension 载带尺寸(mm)						Reel Dimension 卷盘尺寸(mm)			Quantity (Pcs/Reel) 数量(个/卷)
	W	A0	B0	K0	D	P	A	B	C	
CKO32	12.0	3.3	3.8	2.5	1.5	8.0	330	100	13	3000
CKO43	12.0	4.2	4.8	3.5	1.5	8.0	330	100	13	2000
CKO53	12.0	5.5	6.1	3.6	1.5	8.0	330	100	13	2000
CKO54	12.0	5.6	6.3	5.2	1.5	8.0	330	100	13	1500
CKO75	16.0	7.6	8.6	5.6	1.5	12.0	330	100	13	1000
CKO104	24.0	9.1	10.1	4.8	1.5	12.0	330	100	13	1000
CKO105	24.0	9.1	10.1	6.1	1.5	12.0	330	100	13	1000
CKO106	24.0	9.1	10.1	7.3	1.5	12.0	330	100	13	750
CKO108	24.0	9.1	10.1	9.0	1.5	12.0	330	100	13	500

工字电感 CKOB 系列 DRUM CORE INDUCTOR CKOB SERIES



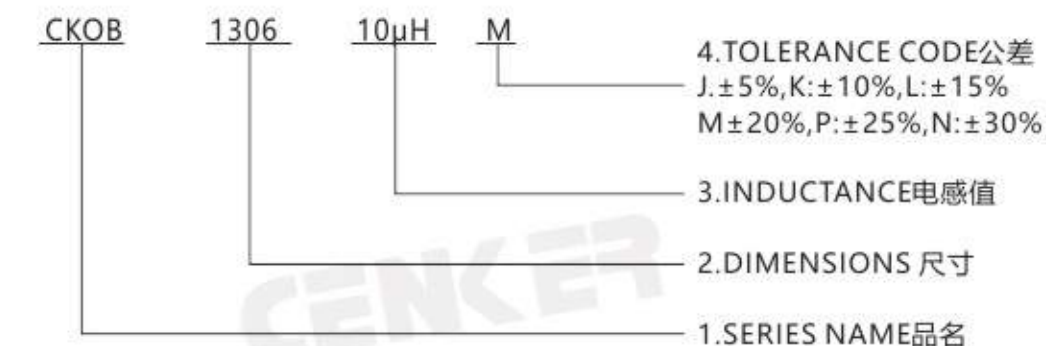
FEATURES 特性

Various high power inductors are superior to be high saturation for surface mounting.
具有高功率、高饱和电流、低电阻特性。

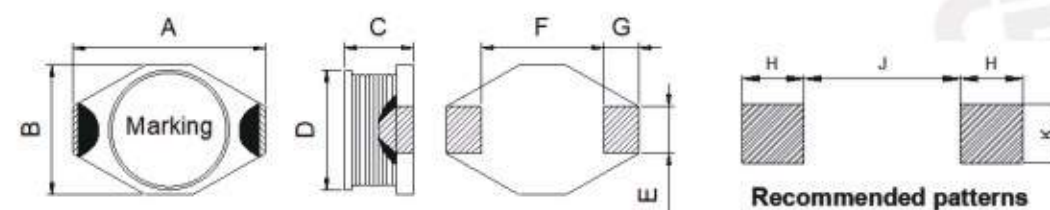
APPLICATIONS 用途

Power supply for TVR,OA equipment, audio, communication equipments, DC/DC converters, etc.
录影机, OA仪器, 音箱, 通信设备, DC/DC转换器

PART NUMBERING SYSTEM 品名系统



SHAPES AND DIMENSIONS 外形尺寸 (Unit:mm)



TYPE(型号)	A(Max)	B(Max)	C(Max)	D	E	F	G	H	J	K
CKOB1306	14.0	10.0	5.2	8.4	2.54	7.6	2.54	2.92	7.37	2.79
CKOB1312	14.0	10.0	11.5	8.4	2.54	7.6	2.54	2.92	7.37	2.79
CKOB1808	19.5	15.5	7.0	12.7	2.7	12.7	2.54	2.92	13.10	2.79

SPECIFICATION TABLE 规格特性表

CKOB1306

PART NUMBER 型号	INDUCTANCE(μ H) 电感值	DCR (Max)(Ω) 直流电阻	IDC (Max)(A) 额定电流
CKOB1306-4.7uH/M	4.7 \pm 20%	0.027	4.80
CKOB1306-6.8uH/M	6.8 \pm 20%	0.038	4.50
CKOB1306-10uH/M	10 \pm 20%	0.050	3.80
CKOB1306-15uH/M	15 \pm 20%	0.068	3.00
CKOB1306-22uH/M	22 \pm 20%	0.085	2.40
CKOB1306-33uH/M	33 \pm 20%	0.130	2.00
CKOB1306-47uH/M	47 \pm 20%	0.150	1.80
CKOB1306-68uH/M	68 \pm 20%	0.260	1.30
CKOB1306-100uH/M	100 \pm 20%	0.350	1.20
CKOB1306-150uH/M	150 \pm 20%	0.450	0.80
CKOB1306-220uH/M	220 \pm 20%	0.750	0.75
CKOB1306-330uH/M	330 \pm 20%	1.020	0.60

CKOB1312

PART NUMBER 型号	INDUCTANCE(μ H) 电感值	DCR (Max)(Ω) 直流电阻	IDC (Max)(A) 额定电流
CKOB1312-6.8uH/M	6.8 \pm 20%	0.030	6.00
CKOB1312-10uH/M	10 \pm 20%	0.038	5.50
CKOB1312-22uH/M	22 \pm 20%	0.080	4.00
CKOB1312-33uH/M	33 \pm 20%	0.100	3.80
CKOB1312-47uH/M	47 \pm 20%	0.120	3.50
CKOB1312-68uH/M	68 \pm 20%	0.190	2.70
CKOB1312-100uH/M	100 \pm 20%	0.250	2.50
CKOB1312-330uH/M	330 \pm 20%	0.700	1.20

Remark:

- All test data is reference to 25°C ambient.
- Inductance Tested at 100kHz,0.25Vrms
- IDC: DC current at which the inductance drops approximate 20% from its value without current;
- Irms: DC current that causes the temperature rise ($\Delta T \leq 40^\circ\text{C}$) from 25°C ambient.
- Operating Temperature: $-40^\circ\text{C} \sim +125^\circ\text{C}$ (Including self - temperature rise)

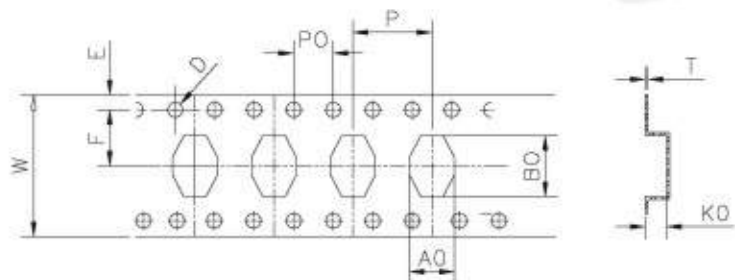
CKOB1808

PART NUMBER 型号	INDUCTANCE(μ H) 电感值	DCR (Max)(Ω) 直流电阻	IDC (Max)(A) 额定电流
CKOB1808-4.7uH/M	4.7 \pm 20%	0.020	10.00
CKOB1808-10uH/M	10 \pm 20%	0.030	6.00
CKOB1808-33uH/M	33 \pm 20%	0.090	5.50
CKOB1808-47uH/M	47 \pm 20%	0.120	4.50
CKOB1808-68uH/M	68 \pm 20%	0.170	3.50
CKOB1808-100uH/M	100 \pm 20%	0.250	3.00
CKOB1808-150uH/M	150 \pm 20%	0.350	2.00
CKOB1808-220uH/M	220 \pm 20%	0.450	1.80
CKOB1808-330uH/M	330 \pm 20%	0.700	1.00
CKOB1808-560uH/M	560 \pm 20%	1.20	0.90
CKOB1808-1mH/M	1000 \pm 20%	1.80	0.80

Remark:

- All test data is reference to 25°C ambient.
- Inductance Tested at 100kHz,0.25Vrms
- IDC: DC current at which the inductance drops approximate 20% from its value without current;
- Irms: DC current that causes the temperature rise ($\Delta T \leq 40^\circ\text{C}$) from 25°C ambient.
- Operating Temperature: $-40^\circ\text{C} \sim +125^\circ\text{C}$ (Including self - temperature rise)

PACKAGING SPECIFICATION 包装规格



TYPE(型号)	Tape Dimension 载带尺寸(mm)						Reel Dimension 卷盘尺寸(mm)			Quantity (Pcs/Reel) 数量(个/卷)
	W	A0	B0	K0	D	P	A	B	C	
CKOB1306	24.0	9.5	13.5	5.5	1.5	12.0	330	100	13	1000
CKOB1312	24.0	9.5	13.3	11.7	1.5	12.0	330	100	13	250
CKOB1808	32.0	15.1	19.7	6.8	1.5	20.0	330	100	13	500

工字电感 CKPK 系列 DRUM CHOKE INDUCTOR CKPK SERIES



FEATURES 特性

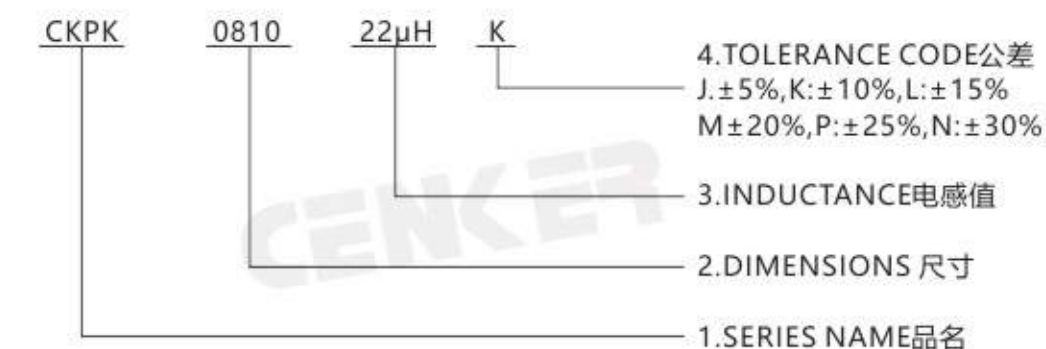
Contain high - frequency ferrite, comparatively large rated current
高频铁氧体材料, 大额定电流

APPLICATIONS 用途

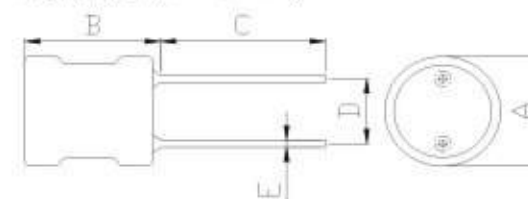
Power supplies, DC-DC converters, TVs, VTRs, Computers; computer Peripherals, Home Elecrylic Appliance, Electronic toys and games.

用于电源, DC-DC转换器, 电视机, 录相机, 计算机, 计算机周边设备, 家用电器, 电动玩具等。

PART NUMBERING SYSTEM 品名系统



SHAPES AND DIMENSIONS 外形尺寸 (Unit:mm)



TYPE(型号)	A	B	C	D	E
CKPK0406	6.0Max	9.0Max	15±2.0	2.0±0.5	0.48±0.1
CKPK0507	6.5Max	9.5Max	15±2.0	2.5±0.5	0.6±0.1
CKPK0608	8.0Max	11.0Max	15±2.0	3.0±0.5	0.6±0.1
CKPK0707	9.0Max	10.0Max	15±2.0	5.0±0.5	0.6±0.1
CKPK0810	11.0Max	13.0Max	15±2.0	5.0±0.5	0.6±0.1
CKPK0912	12.0Max	15.0Max	15±2.0	5.0±0.5	0.8±0.1
CKPK1012	13.0Max	16.0Max	15±2.0	6.0±0.5	0.8±0.1
CKPK1016	13.0Max	20.0Max	15±2.0	6.0±0.5	0.8±0.1
CKPK1216	15.0Max	20.0Max	15±2.0	7.5±1.0	0.8±0.1

Remarks 备注

- (1) All test data is reference to 25°C ambient.
- (2) IDC: DC current at which the inductance drops approximate 10% or 20% from its value without current;
- (3) Operating Temperature : -25°C ~ +85°C(Including self - temperature rise)

SPECIFICATION TABLE 规格特性表

CKPK0406

PART NUMBER 型号	INDUCTANCE(μ H) 电感值	DCR (Max)(Ω) 直流电阻	IDC (Max)(A) 额定电流	TEST FREQUENCY 测试频率
CKPK0406-4.7uH/M	4.7 \pm 20%	0.11	1.50	100kHz, 0.25V
CKPK0406-6.8uH/M	6.8 \pm 20%	0.13	1.00	100kHz, 0.25V
CKPK0406-10uH/K	10 \pm 10%	0.15	0.70	1kHz,0.25V
CKPK0406-15uH/K	15 \pm 10%	0.2	0.65	1kHz,0.25V
CKPK0406-18uH/K	18 \pm 10%	0.24	0.63	1kHz,0.25V
CKPK0406-22uH/K	22 \pm 10%	0.26	0.60	1kHz,0.25V
CKPK0406-27uH/K	27 \pm 10%	0.3	0.56	1kHz,0.25V
CKPK0406-33uH/K	33 \pm 10%	0.4	0.55	1kHz,0.25V
CKPK0406-39uH/K	39 \pm 10%	0.5	0.52	1kHz,0.25V
CKPK0406-47uH/K	47 \pm 10%	0.6	0.51	1kHz,0.25V
CKPK0406-56uH/K	56 \pm 10%	0.7	0.50	1kHz,0.25V
CKPK0406-68uH/K	68 \pm 10%	1.0	0.48	1kHz,0.25V
CKPK0406-82uH/K	82 \pm 10%	1.2	0.47	1kHz,0.25V
CKPK0406-100uH/K	100 \pm 10%	1.4	0.45	1kHz,0.25V
CKPK0406-120uH/K	120 \pm 10%	1.5	0.40	1kHz,0.25V
CKPK0406-150uH/K	150 \pm 10%	1.6	0.35	1kHz,0.25V
CKPK0406-180uH/K	180 \pm 10%	1.8	0.30	1kHz,0.25V
CKPK0406-220uH/K	220 \pm 10%	2.0	0.24	1kHz,0.25V
CKPK0406-270uH/K	270 \pm 10%	2.5	0.22	1kHz,0.25V
CKPK0406-330uH/K	330 \pm 10%	3.0	0.20	1kHz,0.25V
CKPK0406-390uH/K	390 \pm 10%	3.3	0.18	1kHz,0.25V
CKPK0406-470uH/K	470 \pm 10%	3.5	0.17	1kHz,0.25V
CKPK0406-560uH/K	560 \pm 10%	4.0	0.16	1kHz,0.25V
CKPK0406-680uH/K	680 \pm 10%	6.0	0.15	1kHz,0.25V
CKPK0406-820uH/K	820 \pm 10%	7.0	0.12	1kHz,0.25V
CKPK0406-1mH/K	1000 \pm 10%	9.0	0.10	1kHz,0.25V
CKPK0406-1.2mH/K	1200 \pm 10%	12.0	0.09	1kHz,0.25V
CKPK0406-1.5mH/K	1500 \pm 10%	15.0	0.08	1kHz,0.25V
CKPK0406-1.8mH/K	1800 \pm 10%	17.0	0.07	1kHz,0.25V
CKPK0406-2.2mH/K	2200 \pm 10%	22.0	0.065	1kHz,0.25V
CKPK0406-2.7mH/K	2700 \pm 10%	30.0	0.06	1kHz,0.25V
CKPK0406-3.3mH/K	3300 \pm 10%	33.0	0.055	1kHz,0.25V

CKPK0507

PART NUMBER 型号	INDUCTANCE(μ H) 电感值	DCR (Max)(Ω) 直流电阻	IDC (Max)(A) 额定电流	TEST FREQUENCY 测试频率
CKPK0507-4.7uH/M	4.7 \pm 20%	0.05	2.0	100kHz,0.25V
CKPK0507-6.8uH/M	6.8 \pm 20%	0.06	1.8	100kHz,0.25V
CKPK0507-10uH/K	10 \pm 10%	0.08	1.6	1kHz,0.25V
CKPK0507-15uH/K	15 \pm 10%	0.14	1.4	1kHz,0.25V
CKPK0507-22uH/K	22 \pm 10%	0.16	1.0	1kHz,0.25V
CKPK0507-33uH/K	33 \pm 10%	0.3	0.8	1kHz,0.25V
CKPK0507-47uH/K	47 \pm 10%	0.45	0.7	1kHz,0.25V
CKPK0507-68uH/K	68 \pm 10%	0.55	0.6	1kHz,0.25V
CKPK0507-82uH/K	82 \pm 10%	0.6	0.55	1kHz,0.25V
CKPK0507-100uH/K	100 \pm 10%	0.8	0.5	1kHz,0.25V
CKPK0507-120uH/K	120 \pm 10%	1.0	0.48	1kHz,0.25V
CKPK0507-150uH/K	150 \pm 10%	1.5	0.45	1kHz,0.25V
CKPK0507-180uH/K	180 \pm 10%	1.8	0.42	1kHz,0.25V
CKPK0507-220uH/K	220 \pm 10%	2.0	0.4	1kHz,0.25V
CKPK0507-330uH/K	330 \pm 10%	2.6	0.3	1kHz,0.25V
CKPK0507-390uH/K	390 \pm 10%	2.8	0.28	1kHz,0.25V
CKPK0507-470uH/K	470 \pm 10%	3.0	0.25	1kHz,0.25V
CKPK0507-560uH/K	560 \pm 10%	3.5	0.24	1kHz,0.25V
CKPK0507-680uH/K	680 \pm 10%	4.5	0.23	1kHz,0.25V
CKPK0507-820uH/K	820 \pm 10%	5.0	0.2	1kHz,0.25V
CKPK0507-1mH/K	1000 \pm 10%	6.0	0.18	1kHz,0.25V
CKPK0507-1.2mH/K	1200 \pm 10%	8.0	0.16	1kHz,0.25V
CKPK0507-1.5mH/K	1500 \pm 10%	9.0	0.15	1kHz,0.25V
CKPK0507-1.8mH/K	1800 \pm 10%	10.0	0.14	1kHz,0.25V
CKPK0507-2.2mH/K	2200 \pm 10%	12.0	0.1	1kHz,0.25V
CKPK0507-2.7mH/K	2700 \pm 10%	16.0	0.09	1kHz,0.25V
CKPK0507-3.3mH/K	3300 \pm 10%	20.0	0.08	1kHz,0.25V
CKPK0507-3.9mH/K	3900 \pm 10%	26.0	0.07	1kHz,0.25V
CKPK0507-4.7mH/K	4700 \pm 10%	30.0	0.06	1kHz,0.25V
CKPK0507-5.6mH/K	5600 \pm 10%	32.0	0.055	1kHz,0.25V
CKPK0507-6.8mH/K	6800 \pm 10%	36.0	0.05	1kHz,0.25V
CKPK0507-8.2mH/K	8200 \pm 10%	40.0	0.045	1kHz,0.25V
CKPK0507-10mH/K	10000 \pm 10%	60.0	0.04	1kHz,0.25V

CKPK0608

PART NUMBER 型号	INDUCTANCE(μ H) 电感值	DCR (Max)(Ω) 直流电阻	IDC (Max)(A) 额定电流	TEST FREQUENCY 测试频率
CKPK0608-10uH/K	10 \pm 10%	0.09	2.0	1kHz,0.25V
CKPK0608-15uH/K	15 \pm 10%	0.11	1.8	1kHz,0.25V
CKPK0608-22uH/K	22 \pm 10%	0.13	1.5	1kHz,0.25V
CKPK0608-33uH/K	33 \pm 10%	0.19	1.0	1kHz,0.25V
CKPK0608-47uH/K	47 \pm 10%	0.23	0.9	1kHz,0.25V
CKPK0608-68uH/K	68 \pm 10%	0.37	0.8	1kHz,0.25V
CKPK0608-82uH/K	82 \pm 10%	0.39	0.75	1kHz,0.25V
CKPK0608-100uH/K	100 \pm 10%	0.44	0.7	1kHz,0.25V
CKPK0608-120uH/K	120 \pm 10%	0.64	0.65	1kHz,0.25V
CKPK0608-150uH/K	150 \pm 10%	0.73	0.6	1kHz,0.25V
CKPK0608-180uH/K	180 \pm 10%	0.82	0.55	1kHz,0.25V
CKPK0608-220uH/K	220 \pm 10%	0.92	0.5	1kHz,0.25V
CKPK0608-270uH/K	270 \pm 10%	1.3	0.45	1kHz,0.25V
CKPK0608-330uH/K	330 \pm 10%	1.5	0.4	1kHz,0.25V
CKPK0608-390uH/K	390 \pm 10%	1.8	0.35	1kHz,0.25V
CKPK0608-470uH/K	470 \pm 10%	2.3	0.3	1kHz,0.25V
CKPK0608-560uH/K	560 \pm 10%	3.0	0.28	1kHz,0.25V
CKPK0608-680uH/K	680 \pm 10%	3.25	0.25	1kHz,0.25V
CKPK0608-820uH/K	820 \pm 10%	4.16	0.23	1kHz,0.25V
CKPK0608-1mH/K	1000 \pm 10%	5.0	0.21	1kHz,0.25V
CKPK0608-1.2mH/K	1200 \pm 10%	6.5	0.2	1kHz,0.25V
CKPK0608-1.5mH/K	1500 \pm 10%	8.0	0.17	1kHz,0.25V
CKPK0608-1.8mH/K	1800 \pm 10%	9.0	0.16	1kHz,0.25V
CKPK0608-2.2mH/K	2200 \pm 10%	9.5	0.14	1kHz,0.25V
CKPK0608-2.7mH/K	2700 \pm 10%	10.0	0.12	1kHz,0.25V
CKPK0608-3.3mH/K	3300 \pm 10%	11.0	0.1	1kHz,0.25V
CKPK0608-3.9mH/K	3900 \pm 10%	13.0	0.09	1kHz,0.25V
CKPK0608-4.7mH/K	4700 \pm 10%	17.0	0.08	1kHz,0.25V
CKPK0608-5.6mH/K	5600 \pm 10%	20.0	0.07	1kHz,0.25V
CKPK0608-6.8mH/K	6800 \pm 10%	27.0	0.06	1kHz,0.25V
CKPK0608-8.2mH/K	8200 \pm 10%	32.0	0.055	1kHz,0.25V
CKPK0608-10mH/K	10000 \pm 10%	38.0	0.05	1kHz,0.25V
CKPK0608-12mH/K	12000 \pm 10%	43.0	0.045	1kHz,0.25V
CKPK0608-15mH/K	15000 \pm 10%	65.0	0.04	1kHz,0.25V

CKPK0707

PART NUMBER 型号	INDUCTANCE(μ H) 电感值	DCR (Max)(Ω) 直流电阻	IDC (Max)(A) 额定电流	TEST FREQUENCY 测试频率
CKPK0707-4.7uH/M	4.7 \pm 20%	0.04	3.0	100kHz,0.25V
CKPK0707-6.8uH/M	6.8 \pm 20%	0.045	2.5	100kHz,0.25V
CKPK0707-10uH/K	10 \pm 10%	0.065	2.4	1kHz,0.25V
CKPK0707-12uH/K	12 \pm 10%	0.075	2.3	1kHz,0.25V
CKPK0707-15uH/K	15 \pm 10%	0.09	2.2	1kHz,0.25V
CKPK0707-18uH/K	18 \pm 10%	0.12	2.0	1kHz,0.25V
CKPK0707-22uH/K	22 \pm 10%	0.13	1.8	1kHz,0.25V
CKPK0707-27uH/K	27 \pm 10%	0.14	1.6	1kHz,0.25V
CKPK0707-33uH/K	33 \pm 10%	0.15	1.5	1kHz,0.25V
CKPK0707-39uH/K	39 \pm 10%	0.20	1.3	1kHz,0.25V
CKPK0707-47uH/K	47 \pm 10%	0.22	1.2	1kHz,0.25V
CKPK0707-56uH/K	56 \pm 10%	0.25	1.1	1kHz,0.25V
CKPK0707-68uH/K	68 \pm 10%	0.32	1.0	1kHz,0.25V
CKPK0707-82uH/K	82 \pm 10%	0.35	0.95	1kHz,0.25V
CKPK0707-100uH/K	100 \pm 10%	0.40	0.9	1kHz,0.25V
CKPK0707-120uH/K	120 \pm 10%	0.55	0.85	1kHz,0.25V
CKPK0707-150uH/K	150 \pm 10%	0.80	0.8	1kHz,0.25V
CKPK0707-180uH/K	180 \pm 10%	0.90	0.7	1kHz,0.25V
CKPK0707-220uH/K	220 \pm 10%	1.0	0.65	1kHz,0.25V
CKPK0707-270uH/K	270 \pm 10%	1.3	0.55	1kHz,0.25V
CKPK0707-330uH/K	330 \pm 10%	1.5	0.5	1kHz,0.25V
CKPK0707-390uH/K	390 \pm 10%	1.6	0.45	1kHz,0.25V
CKPK0707-470uH/K	470 \pm 10%	1.7	0.38	1kHz,0.25V
CKPK0707-560uH/K	560 \pm 10%	1.8	0.35	1kHz,0.25V
CKPK0707-680uH/K	680 \pm 10%	2.5	0.3	1kHz,0.25V
CKPK0707-820uH/K	820 \pm 10%	3.7	0.28	1kHz,0.25V
CKPK0707-1mH/K	1000 \pm 10%	4.0	0.26	1kHz,0.25V
CKPK0707-1.2mH/K	1200 \pm 10%	4.5	0.24	1kHz,0.25V
CKPK0707-1.5mH/K	1500 \pm 10%	5.6	0.22	1kHz,0.25V
CKPK0707-1.8mH/K	1800 \pm 10%	6.5	0.2	1kHz,0.25V
CKPK0707-2.2mH/K	2200 \pm 10%	7.7	0.18	1kHz,0.25V
CKPK0707-2.7mH/K	2700 \pm 10%	9.6	0.16	1kHz,0.25V
CKPK0707-3.3mH/K	3300 \pm 10%	12.0	0.14	1kHz,0.25V
CKPK0707-3.9mH/K	3900 \pm 10%	14.0	0.12	1kHz,0.25V
CKPK0707-4.7mH/K	4700 \pm 10%	20.0	0.11	1kHz,0.25V
CKPK0707-5.6mH/K	5600 \pm 10%	26.0	0.1	1kHz,0.25V
CKPK0707-6.8mH/K	6800 \pm 10%	30.0	0.09	1kHz,0.25V
CKPK0707-8.2mH/K	8200 \pm 10%	32.0	0.08	1kHz,0.25V
CKPK0707-10mH/K	10000 \pm 10%	36.0	0.07	1kHz,0.25V
CKPK0707-12mH/K	12000 \pm 10%	48.0	0.06	1kHz,0.25V
CKPK0707-15mH/K	15000 \pm 10%	56.0	0.05	1kHz,0.25V

CKPK0810

PART NUMBER 型号	INDUCTANCE(μ H) 电感值	DCR (Max)(Ω) 直流电阻	IDC (Max)(A) 额定电流	TEST FREQUENCY 测试频率
CKPK0810-3.3uH/M	3.3 \pm 20%	0.03	5.0	100kHz,0.25V
CKPK0810-3.9uH/M	3.9 \pm 20%	0.04	4.5	100kHz,0.25V
CKPK0810-4.7uH/M	4.7 \pm 20%	0.05	4.2	100kHz,0.25V
CKPK0810-5.6uH/M	5.6 \pm 20%	0.055	4.0	100kHz,0.25V
CKPK0810-6.8uH/M	6.8 \pm 20%	0.06	3.6	100kHz,0.25V
CKPK0810-8.2uH/M	8.2 \pm 20%	0.065	3.4	100kHz,0.25V
CKPK0810-10uH/K	10 \pm 10%	0.07	3.2	1kHz,0.25V
CKPK0810-12uH/K	12 \pm 10%	0.08	3.0	1kHz,0.25V
CKPK0810-15uH/K	15 \pm 10%	0.09	2.8	1kHz,0.25V
CKPK0810-18uH/K	18 \pm 10%	0.10	2.6	1kHz,0.25V
CKPK0810-22uH/K	22 \pm 10%	0.12	2.4	1kHz,0.25V
CKPK0810-27uH/K	27 \pm 10%	0.14	2.2	1kHz,0.25V
CKPK0810-33uH/K	33 \pm 10%	0.16	2.0	1kHz,0.25V
CKPK0810-39uH/K	39 \pm 10%	0.16	1.8	1kHz,0.25V
CKPK0810-47uH/K	47 \pm 10%	0.18	1.5	1kHz,0.25V
CKPK0810-56uH/K	56 \pm 10%	0.20	1.4	1kHz,0.25V
CKPK0810-68uH/K	68 \pm 10%	0.23	1.3	1kHz,0.25V
CKPK0810-82uH/K	82 \pm 10%	0.27	1.2	1kHz,0.25V
CKPK0810-100uH/K	100 \pm 10%	0.30	1.1	1kHz,0.25V
CKPK0810-120uH/K	120 \pm 10%	0.35	1.0	1kHz,0.25V
CKPK0810-150uH/K	150 \pm 10%	0.45	0.8	1kHz,0.25V
CKPK0810-180uH/K	180 \pm 10%	0.55	0.6	1kHz,0.25V
CKPK0810-220uH/K	220 \pm 10%	0.60	0.55	1kHz,0.25V
CKPK0810-270uH/K	270 \pm 10%	0.65	0.45	1kHz,0.25V
CKPK0810-330uH/K	330 \pm 10%	0.85	0.42	1kHz,0.25V
CKPK0810-390uH/K	390 \pm 10%	0.95	0.4	1kHz,0.25V
CKPK0810-470uH/K	470 \pm 10%	1.1	0.35	1kHz,0.25V
CKPK0810-560uH/K	560 \pm 10%	1.2	0.3	1kHz,0.25V
CKPK0810-680uH/K	680 \pm 10%	1.5	0.28	1kHz,0.25V
CKPK0810-820uH/K	820 \pm 10%	1.7	0.25	1kHz,0.25V
CKPK0810-1mH/K	1000 \pm 10%	2.0	0.22	1kHz,0.25V
CKPK0810-1.2mH/K	1200 \pm 10%	2.5	0.2	1kHz,0.25V
CKPK0810-1.5mH/K	1500 \pm 10%	2.9	0.18	1kHz,0.25V
CKPK0810-1.8mH/K	1800 \pm 10%	3.5	0.15	1kHz,0.25V
CKPK0810-2.2mH/K	2200 \pm 10%	4.2	0.14	1kHz,0.25V
CKPK0810-2.7mH/K	2700 \pm 10%	5.1	0.13	1kHz,0.25V
CKPK0810-3.3mH/K	3300 \pm 10%	6.1	0.12	1kHz,0.25V
CKPK0810-3.9mH/K	3900 \pm 10%	7.8	0.11	1kHz,0.25V
CKPK0810-4.7mH/K	4700 \pm 10%	8.0	0.10	1kHz,0.25V
CKPK0810-5.6mH/K	5600 \pm 10%	10.0	0.095	1kHz,0.25V
CKPK0810-6.8mH/K	6800 \pm 10%	14.0	0.09	1kHz,0.25V
CKPK0810-8.2mH/K	8200 \pm 10%	15.0	0.085	1kHz,0.25V
CKPK0810-10mH/K	10000 \pm 10%	20.0	0.08	1kHz,0.25V
CKPK0810-12mH/K	12000 \pm 10%	22.0	0.07	1kHz,0.25V
CKPK0810-15mH/K	15000 \pm 10%	24.0	0.06	1kHz,0.25V

CKPK0912

PART NUMBER 型号	INDUCTANCE(μ H) 电感值	DCR (Max)(Ω) 直流电阻	IDC (Max)(A) 额定电流	TEST FREQUENCY 测试频率
CKPK0912-10uH/K	10 \pm 10%	0.04	4.00	1kHz,0.25V
CKPK0912-12uH/K	12 \pm 10%	0.045	3.80	1kHz,0.25V
CKPK0912-15uH/K	15 \pm 10%	0.05	3.50	1kHz,0.25V
CKPK0912-18uH/K	18 \pm 10%	0.06	3.20	1kHz,0.25V
CKPK0912-22uH/K	22 \pm 10%	0.07	3.00	1kHz,0.25V
CKPK0912-27uH/K	27 \pm 10%	0.10	2.80	1kHz,0.25V
CKPK0912-33uH/K	33 \pm 10%	0.12	2.50	1kHz,0.25V
CKPK0912-39uH/K	39 \pm 10%	0.12	2.00	1kHz,0.25V
CKPK0912-47uH/K	47 \pm 10%	0.13	1.90	1kHz,0.25V
CKPK0912-56uH/K	56 \pm 10%	0.14	1.80	1kHz,0.25V
CKPK0912-68uH/K	68 \pm 10%	0.15	1.70	1kHz,0.25V
CKPK0912-82uH/K	82 \pm 10%	0.16	1.60	1kHz,0.25V
CKPK0912-100uH/K	100 \pm 10%	0.25	1.50	1kHz,0.25V
CKPK0912-120uH/K	120 \pm 10%	0.28	1.20	1kHz,0.25V
CKPK0912-150uH/K	150 \pm 10%	0.30	1.00	1kHz,0.25V
CKPK0912-180uH/K	180 \pm 10%	0.45	0.70	1kHz,0.25V
CKPK0912-220uH/K	220 \pm 10%	0.50	0.60	1kHz,0.25V
CKPK0912-270uH/K	270 \pm 10%	0.65	0.50	1kHz,0.25V
CKPK0912-330uH/K	330 \pm 10%	0.85	0.45	1kHz,0.25V
CKPK0912-390uH/K	390 \pm 10%	0.95	0.40	1kHz,0.25V
CKPK0912-470uH/K	470 \pm 10%	1.1	0.35	1kHz,0.25V
CKPK0912-560uH/K	560 \pm 10%	1.2	0.30	1kHz,0.25V
CKPK0912-680uH/K	680 \pm 10%	1.3	0.25	1kHz,0.25V
CKPK0912-820uH/K	820 \pm 10%	1.5	0.20	1kHz,0.25V
CKPK0912-1mH/K	1000 \pm 10%	2.0	0.20	1kHz,0.25V
CKPK0912-1.2mH/K	1200 \pm 10%	2.3	0.18	1kHz,0.25V
CKPK0912-1.5mH/K	1500 \pm 10%	2.9	0.17	1kHz,0.25V
CKPK0912-1.8mH/K	1800 \pm 10%	3.3	0.16	1kHz,0.25V
CKPK0912-2.2mH/K	2200 \pm 10%	4.5	0.15	1kHz,0.25V
CKPK0912-2.7mH/K	2700 \pm 10%	5.5	0.14	1kHz,0.25V
CKPK0912-3.3mH/K	3300 \pm 10%	5.7	0.13	1kHz,0.25V
CKPK0912-3.9mH/K	3900 \pm 10%	6.5	0.12	1kHz,0.25V
CKPK0912-4.7mH/K	4700 \pm 10%	7.2	0.12	1kHz,0.25V
CKPK0912-5.6mH/K	5600 \pm 10%	9.5	0.11	1kHz,0.25V
CKPK0912-6.8mH/K	6800 \pm 10%	12	0.10	1kHz,0.25V
CKPK0912-8.2mH/K	8200 \pm 10%	14	0.10	1kHz,0.25V
CKPK0912-10mH/K	10000 \pm 10%	16	0.09	1kHz,0.25V
CKPK0912-12mH/K	12000 \pm 10%	18	0.09	1kHz,0.25V
CKPK0912-15mH/K	15000 \pm 10%	21	0.08	1kHz,0.25V
CKPK0912-18mH/K	18000 \pm 10%	25	0.08	1kHz,0.25V
CKPK0912-22mH/K	22000 \pm 10%	33	0.07	1kHz,0.25V
CKPK0912-27mH/K	27000 \pm 10%	40	0.05	1kHz,0.25V
CKPK0912-33mH/K	33000 \pm 10%	45	0.04	1kHz,0.25V

CKPK1012

PART NUMBER 型号	INDUCTANCE(μ H) 电感值	DCR (Max)(Ω) 直流电阻	IDC (Max)(A) 额定电流	TEST FREQUENCY 测试频率
CKPK1012-3.3uH/M	3.3 \pm 20%	0.025	5.5	100kHz,0.25V
CKPK1012-3.9uH/M	3.9 \pm 20%	0.03	5.0	100kHz,0.25V
CKPK1012-4.7uH/M	4.7 \pm 20%	0.035	5.0	100kHz,0.25V
CKPK1012-5.6uH/M	5.6 \pm 20%	0.04	4.8	100kHz,0.25V
CKPK1012-6.8uH/M	6.8 \pm 20%	0.045	4.8	100kHz,0.25V
CKPK1012-8.2uH/M	8.2 \pm 20%	0.05	4.5	100kHz,0.25V
CKPK1012-10uH/K	10 \pm 10%	0.055	4.2	1kHz,0.25V
CKPK1012-12uH/K	12 \pm 10%	0.06	4.0	1kHz,0.25V
CKPK1012-15uH/K	15 \pm 10%	0.065	3.8	1kHz,0.25V
CKPK1012-18uH/K	18 \pm 10%	0.07	3.8	1kHz,0.25V
CKPK1012-22uH/K	22 \pm 10%	0.08	3.5	1kHz,0.25V
CKPK1012-27uH/K	27 \pm 10%	0.09	3.2	1kHz,0.25V
CKPK1012-33uH/K	33 \pm 10%	0.10	3.0	1kHz,0.25V
CKPK1012-39uH/K	39 \pm 10%	0.12	2.5	1kHz,0.25V
CKPK1012-47uH/K	47 \pm 10%	0.13	2.0	1kHz,0.25V
CKPK1012-56uH/K	56 \pm 10%	0.14	1.8	1kHz,0.25V
CKPK1012-68uH/K	68 \pm 10%	0.15	1.7	1kHz,0.25V
CKPK1012-82uH/K	82 \pm 10%	0.16	1.6	1kHz,0.25V
CKPK1012-100uH/K	100 \pm 10%	0.18	1.5	1kHz,0.25V
CKPK1012-120uH/K	120 \pm 10%	0.20	1.4	1kHz,0.25V
CKPK1012-150uH/K	150 \pm 10%	0.25	1.2	1kHz,0.25V
CKPK1012-180uH/K	180 \pm 10%	0.28	1.0	1kHz,0.25V
CKPK1012-220uH/K	220 \pm 10%	0.30	0.9	1kHz,0.25V
CKPK1012-270uH/K	270 \pm 10%	0.42	0.8	1kHz,0.25V
CKPK1012-330uH/K	330 \pm 10%	0.55	0.7	1kHz,0.25V
CKPK1012-390uH/K	390 \pm 10%	0.60	0.6	1kHz,0.25V
CKPK1012-470uH/K	470 \pm 10%	0.65	0.55	1kHz,0.25V
CKPK1012-560uH/K	560 \pm 10%	0.75	0.5	1kHz,0.25V
CKPK1012-680uH/K	680 \pm 10%	0.85	0.5	1kHz,0.25V
CKPK1012-820uH/K	820 \pm 10%	1.10	0.4	1kHz,0.25V
CKPK1012-1mH/K	1000 \pm 10%	1.40	0.3	1kHz,0.25V

CKPK1016

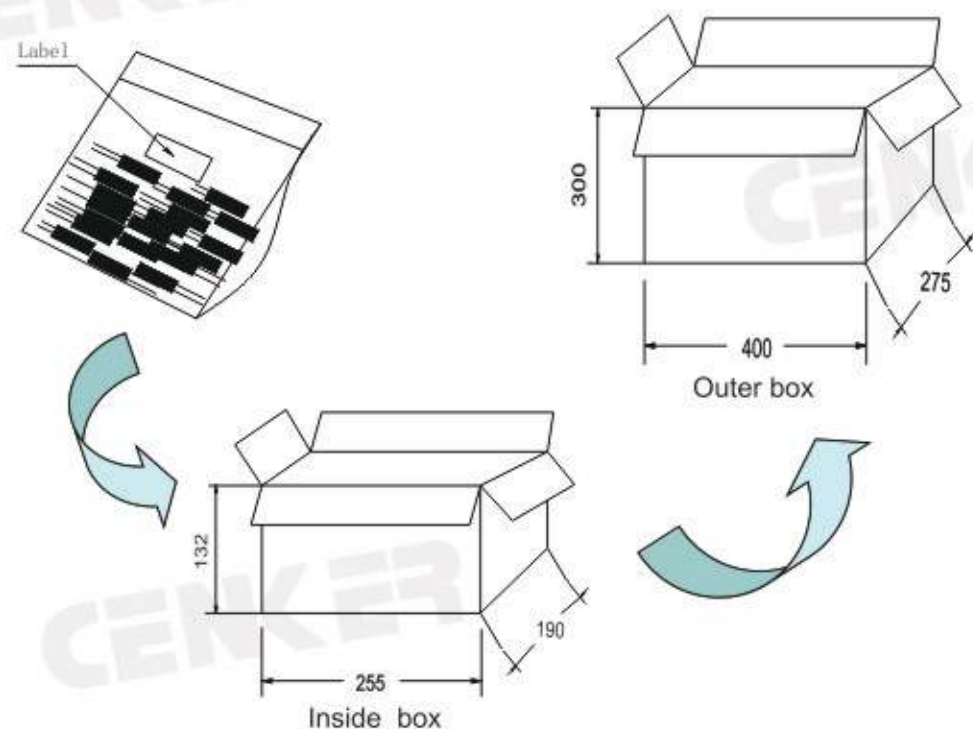
PART NUMBER 型号	INDUCTANCE(μ H) 电感值	DCR (Max)(Ω) 直流电阻	IDC (Max)(A) 额定电流	TEST FREQUENCY 测试频率
CKPK1016-4.7uH/M	4.7 \pm 20%	0.02	5.8	100kHz,0.25V
CKPK1016-5.6uH/M	5.6 \pm 20%	0.025	5.5	100kHz,0.25V
CKPK1016-6.8uH/M	6.8 \pm 20%	0.025	5.4	100kHz,0.25V
CKPK1016-8.2uH/M	8.2 \pm 20%	0.028	5.2	100kHz,0.25V
CKPK1016-10uH/K	10 \pm 10%	0.035	5.0	1kHz,0.25V
CKPK1016-12uH/K	12 \pm 10%	0.038	4.5	1kHz,0.25V
CKPK1016-15uH/K	15 \pm 10%	0.04	4.0	1kHz,0.25V
CKPK1016-18uH/K	18 \pm 10%	0.06	3.9	1kHz,0.25V
CKPK1016-22uH/K	22 \pm 10%	0.08	3.8	1kHz,0.25V
CKPK1016-27uH/K	27 \pm 10%	0.10	3.5	1kHz,0.25V
CKPK1016-33uH/K	33 \pm 10%	0.11	3.3	1kHz,0.25V
CKPK1016-39uH/K	39 \pm 10%	0.12	3.2	1kHz,0.25V
CKPK1016-47uH/K	47 \pm 10%	0.13	3.0	1kHz,0.25V
CKPK1016-56uH/K	56 \pm 10%	0.135	2.8	1kHz,0.25V
CKPK1016-68uH/K	68 \pm 10%	0.14	2.5	1kHz,0.25V
CKPK1016-82uH/K	82 \pm 10%	0.15	2.2	1kHz,0.25V
CKPK1016-100uH/K	100 \pm 10%	0.18	2.0	1kHz,0.25V
CKPK1016-120uH/K	120 \pm 10%	0.20	1.8	1kHz,0.25V
CKPK1016-150uH/K	150 \pm 10%	0.22	1.6	1kHz,0.25V
CKPK1016-180uH/K	180 \pm 10%	0.25	1.5	1kHz,0.25V
CKPK1016-220uH/K	220 \pm 10%	0.30	1.45	1kHz,0.25V
CKPK1016-270uH/K	270 \pm 10%	0.35	1.4	1kHz,0.25V
CKPK1016-330uH/K	330 \pm 10%	0.60	1.3	1kHz,0.25V
CKPK1016-390uH/K	390 \pm 10%	0.70	1.2	1kHz,0.25V
CKPK1016-470uH/K	470 \pm 10%	0.80	1.1	1kHz,0.25V
CKPK1016-560uH/K	560 \pm 10%	0.90	1.0	1kHz,0.25V
CKPK1016-680uH/K	680 \pm 10%	1.00	0.9	1kHz,0.25V
CKPK1016-820uH/K	820 \pm 10%	1.20	0.8	1kHz,0.25V
CKPK1016-1mH/K	1000 \pm 10%	1.50	0.7	1kHz,0.25V

CKPK1216

PART NUMBER 型号	INDUCTANCE(μH) 电感值	DCR (Max)(Ω) 直流电阻	IDC (Max)(A) 额定电流	TEST FREQUENCY 测试频率
CKPK1216-33uH/K	33±10%	0.08	5.0	1kHz,0.25V
CKPK1216-39uH/K	39±10%	0.10	4.5	1kHz,0.25V
CKPK1216-47uH/K	47±10%	0.11	4.2	1kHz,0.25V
CKPK1216-56uH/K	56±10%	0.12	4.0	1kHz,0.25V
CKPK1216-68uH/K	68±10%	0.13	3.5	1kHz,0.25V
CKPK1216-82uH/K	82±10%	0.14	3.3	1kHz,0.25V
CKPK1216-100uH/K	100±10%	0.15	3.2	1kHz,0.25V
CKPK1216-120uH/K	120±10%	0.16	3.0	1kHz,0.25V
CKPK1216-150uH/K	150±10%	0.17	2.7	1kHz,0.25V
CKPK1216-180uH/K	180±10%	0.18	2.5	1kHz,0.25V
CKPK1216-220uH/K	220±10%	0.20	2.3	1kHz,0.25V
CKPK1216-270uH/K	270±10%	0.30	2.0	1kHz,0.25V
CKPK1216-330uH/K	330±10%	0.40	1.9	1kHz,0.25V
CKPK1216-390uH/K	390±10%	0.50	1.8	1kHz,0.25V
CKPK1216-470uH/K	470±10%	0.60	1.7	1kHz,0.25V
CKPK1216-560uH/K	560±10%	0.70	1.6	1kHz,0.25V
CKPK1216-680uH/K	680±10%	0.80	1.5	1kHz,0.25V
CKPK1216-820uH/K	820±10%	0.90	1.4	1kHz,0.25V
CKPK1216-1mH/K	1000±10%	1.00	1.3	1kHz,0.25V
CKPK1216-1.5mH/K	1500±10%	1.50	1.0	1kHz,0.25V
CKPK1216-1.8mH/K	1800±10%	2.00	0.8	1kHz,0.25V
CKPK1216-2.2mH/K	2200±10%	3.00	0.7	1kHz,0.25V
CKPK1216-2.7mH/K	2700±10%	4.50	0.6	1kHz,0.25V
CKPK1216-3.3mH/K	3300±10%	6.00	0.5	1kHz,0.25V

■ Packaging 包装方式

Bulk 散装/ Dimension of Bag:160mm*170mm

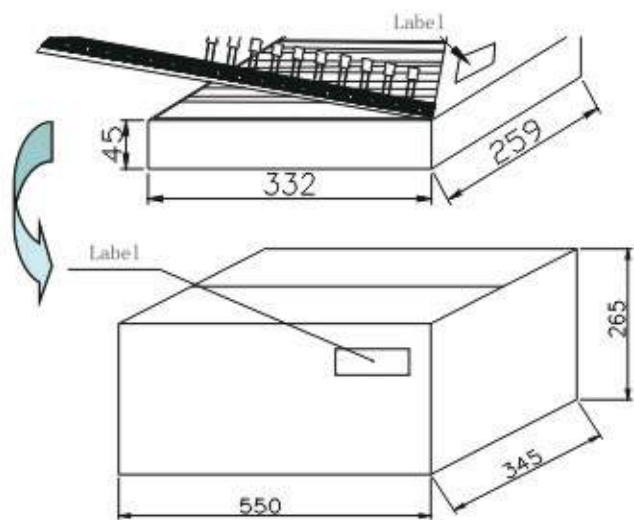


TYPE(型号)	Quantity(Pcs)数量(个)			Remark
	Bag	Inside box	Outer box	
CKPK0406	1,000 Pcs	10,000 Pcs	40,000 Pcs	
CKPK0507	500 Pcs	5,000 Pcs	20,000 Pcs	
CKPK0608	500 Pcs	4,000 Pcs	16,000 Pcs	
CKPK0707	200 Pcs	2,000 Pcs	8,000 Pcs	
CKPK0810	200 Pcs	2,000 Pcs	8,000 Pcs	
CKPK0912	200 Pcs	2,000 Pcs	4,000 Pcs	※
CKPK1012	100 Pcs	1,200 Pcs	4,800 Pcs	
CKPK1016	100 Pcs	1,000 Pcs	4,000 Pcs	
CKPK1216	100 Pcs	1,000 Pcs	2,000 Pcs	※

※ Outer box/外箱: 465*280*193mm

NOTE:Standard feet long 15mm /标准脚长15mm

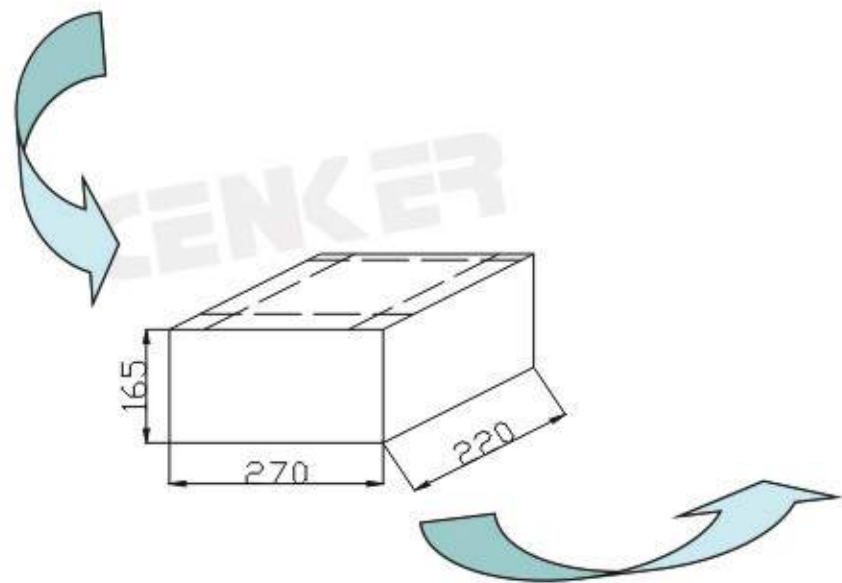
Taping Pack 编带包装



TYPE(型号)	Quantity(Pcs)数量 (个)	
	Box	Carton
CKPK0406	2,000	20,000
CKPK0608	1,500	15,000
CKPK0810	800	8,000

NOTE: Conventional feet long 18-20mm Ref/常规脚长18-20MM 参考

Special occasions Blister packaging/特殊场合吸塑盒包装

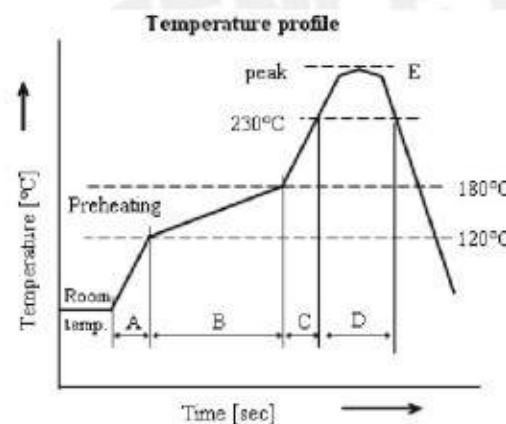


NOTE: 1. Number of the actual shall prevail/包装数量和吸塑盘规格以实际为准,吸塑盘图示仅供参考;
2. The box contained two boxes outside/2个内箱/外箱。

Soldering 焊接

1. Reflow Soldering 回流焊

Remark: Radial type choke inductor fixed inductor is not suitable for reflow soldering. 注意: 工字电感不适用于回流焊焊接。



A	Temp. rise gradient	1 ~ 5 °C/sec
B	Heating time	50 ~ 150 sec
	Heating temperature	120 ~ 180 °C
C	Temp. rise gradient	1 ~ 5 °C/sec
D	Time over 230°C	70 sec
E	Peak temperature	260 °C
	Peak-temp. hold time	Momentary
Soldering		2 times

2. Flow(Wave) Soldering 波峰焊

Peak temperature	≤260°C
Dipping time	5 sec
Soldering	2 times

SMD: Dipping the entire component

Component for Insertion :Dipping to the lead joint of component

3. Hand Soldering/Touchup 手工焊/修补

Soldering iron tip temperature	≤350°C
Soldering time	≤3 sec
Soldering	2 times

工字电感 CKPP 系列 DRUM CHOKE INDUCTOR CKPP SERIES

● FEATURES 特性

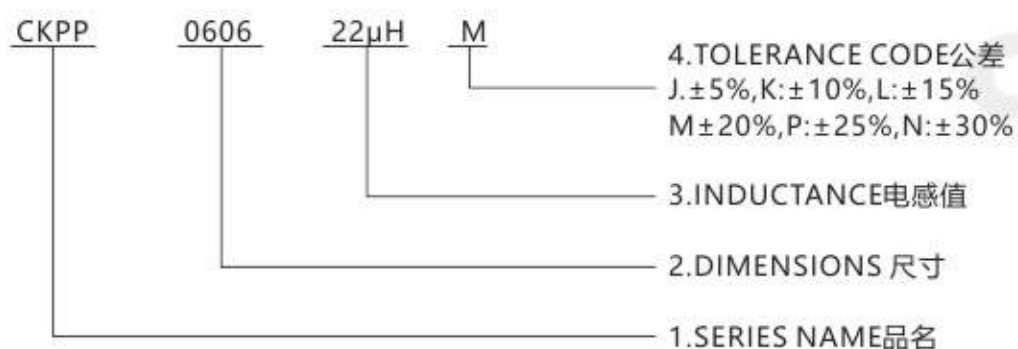
Contain high - frequency ferrite, comparatively large rated current
高频铁氧体材料, 大额定电流

● APPLICATIONS 用途

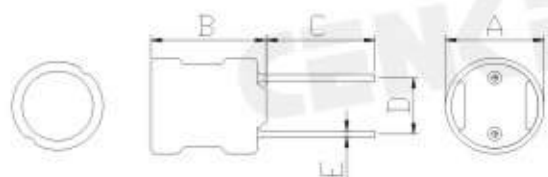
Power supplies, DC-DC converters, TVs, VTRs, Computers; computer Peripherals,
Home Elecyric Appliance, Electronic toys and games.

用于电源, DC-DC转换器, 电视机, 录相机, 计算机, 计算机周边设备,
家用电器, 电动玩具等。

● PART NUMBERING SYSTEM 品名系统



● SHAPES AND DIMENSIONS 外形尺寸 (Unit:mm)



TYPE(型号)	A	B	C	D	E
CKPP0605	7.5Max	6.5Max	15±2.0	4.0±0.5	0.6±0.1
CKPP0606	7.5Max	7.5Max	15±2.0	4.0±0.5	0.6±0.1
CKPP0807	9.5Max	9.0Max	15±2.0	5.0±0.5	0.6±0.1
CKPP0809	9.5Max	12.0Max	15±2.0	5.0±0.5	0.6±0.1
CKPP1006	12.0Max	7.5Max	15±2.0	5.0±0.5	0.8±0.1
CKPP1008	12.0Max	10.0Max	15±2.0	5.0±0.5	0.8±0.1
CKPP1010	12.0Max	12.0Max	15±2.0	5.0±0.5	0.8±0.1
CKPP1014	12.0Max	16.0Max	15±2.0	5.0±0.5	0.8±0.1

● Remarks 备注

- (1) All test data is reference to 25°C ambient.
- (2) IDC: DC current at which the inductance drops approximate 10% or 20% from its value without current;
- (3) Operating Temperature: -25°C ~ +85°C (Including self - temperature rise)



SPECIFICATION TABLE 规格特性表

CKPP0605

PART NUMBER 型号	INDUCTANCE(µH) 电感值	DCR (Max)(Ω) 直流电阻	IDC (Max)(A) 额定电流	TEST FREQUENCY 测试频率
CKPP0605-22uH/K	22±10%	0.18	0.90	1kHz,0.25V
CKPP0605-27uH/K	27±10%	0.21	0.81	1kHz,0.25V
CKPP0605-33uH/K	33±10%	0.27	0.74	1kHz,0.25V
CKPP0605-39uH/K	39±10%	0.29	0.68	1kHz,0.25V
CKPP0605-47uH/K	47±10%	0.34	0.62	1kHz,0.25V
CKPP0605-56uH/K	56±10%	0.42	0.57	1kHz,0.25V
CKPP0605-68uH/K	68±10%	0.48	0.51	1kHz,0.25V
CKPP0605-82uH/K	82±10%	0.55	0.47	1kHz,0.25V
CKPP0605-100uH/K	100±10%	0.68	0.42	1kHz,0.25V
CKPP0605-120uH/K	120±10%	0.77	0.39	1kHz,0.25V
CKPP0605-150uH/K	150±10%	0.95	0.35	1kHz,0.25V
CKPP0605-180uH/K	180±10%	1.20	0.32	1kHz,0.25V
CKPP0605-220uH/K	220±10%	1.30	0.29	1kHz,0.25V
CKPP0605-270uH/K	270±10%	1.55	0.26	1kHz,0.25V
CKPP0605-330uH/K	330±10%	2.20	0.23	1kHz,0.25V
CKPP0605-390uH/K	390±10%	2.47	0.21	1kHz,0.25V
CKPP0605-470uH/K	470±10%	2.92	0.20	1kHz,0.25V
CKPP0605-560uH/K	560±10%	3.97	0.18	1kHz,0.25V
CKPP0605-680uH/K	680±10%	4.57	0.16	1kHz,0.25V
CKPP0605-820uH/K	820±10%	5.28	0.15	1kHz,0.25V
CKPP0605-1mH/K	1000±10%	7.06	0.13	1kHz,0.25V

CKPP0606

PART NUMBER 型号	INDUCTANCE(μ H) 电感值	DCR (Max)(Ω) 直流电阻	IDC (Max)(A) 额定电流	TEST FREQUENCY 测试频率
CKPP0606-22uH/K	22 \pm 10%	0.13	0.96	1kHz,0.25V
CKPP0606-27uH/K	27 \pm 10%	0.18	0.87	1kHz,0.25V
CKPP0606-33uH/K	33 \pm 10%	0.21	0.78	1kHz,0.25V
CKPP0606-39uH/K	39 \pm 10%	0.26	0.72	1kHz,0.25V
CKPP0606-47uH/K	47 \pm 10%	0.29	0.66	1kHz,0.25V
CKPP0606-56uH/K	56 \pm 10%	0.33	0.60	1kHz,0.25V
CKPP0606-68uH/K	68 \pm 10%	0.36	0.55	1kHz,0.25V
CKPP0606-82uH/K	82 \pm 10%	0.39	0.50	1kHz,0.25V
CKPP0606-100uH/K	100 \pm 10%	0.54	0.45	1kHz,0.25V
CKPP0606-120uH/K	120 \pm 10%	0.62	0.41	1kHz,0.25V
CKPP0606-150uH/K	150 \pm 10%	0.72	0.37	1kHz,0.25V
CKPP0606-180uH/K	180 \pm 10%	0.88	0.34	1kHz,0.25V
CKPP0606-220uH/K	220 \pm 10%	0.99	0.30	1kHz,0.25V
CKPP0606-270uH/K	270 \pm 10%	1.52	0.27	1kHz,0.25V
CKPP0606-330uH/K	330 \pm 10%	1.69	0.25	1kHz,0.25V
CKPP0606-390uH/K	390 \pm 10%	1.85	0.23	1kHz,0.25V
CKPP0606-470uH/K	470 \pm 10%	2.85	0.21	1kHz,0.25V
CKPP0606-560uH/K	560 \pm 10%	3.21	0.19	1kHz,0.25V
CKPP0606-680uH/K	680 \pm 10%	3.60	0.17	1kHz,0.25V
CKPP0606-820uH/K	820 \pm 10%	4.87	0.16	1kHz,0.25V
CKPP0606-1mH/K	1000 \pm 10%	5.56	0.14	1kHz,0.25V

CKPP0807

PART NUMBER 型号	INDUCTANCE(μ H) 电感值	DCR (Max)(Ω) 直流电阻	IDC (Max)(A) 额定电流	TEST FREQUENCY 测试频率
CKPP0807-22uH/K	22 \pm 10%	0.08	1.60	1kHz,0.25V
CKPP0807-27uH/K	27 \pm 10%	0.10	1.40	1kHz,0.25V
CKPP0807-33uH/K	33 \pm 10%	0.14	1.30	1kHz,0.25V
CKPP0807-39uH/K	39 \pm 10%	0.15	1.20	1kHz,0.25V
CKPP0807-47uH/K	47 \pm 10%	0.17	1.10	1kHz,0.25V
CKPP0807-56uH/K	56 \pm 10%	0.19	0.99	1kHz,0.25V
CKPP0807-68uH/K	68 \pm 10%	0.21	0.89	1kHz,0.25V
CKPP0807-82uH/K	82 \pm 10%	0.27	0.81	1kHz,0.25V
CKPP0807-100uH/K	100 \pm 10%	0.32	0.74	1kHz,0.25V
CKPP0807-120uH/K	120 \pm 10%	0.36	0.67	1kHz,0.25V
CKPP0807-150uH/K	150 \pm 10%	0.51	0.60	1kHz,0.25V
CKPP0807-180uH/K	180 \pm 10%	0.57	0.55	1kHz,0.25V
CKPP0807-220uH/K	220 \pm 10%	0.76	0.50	1kHz,0.25V
CKPP0807-270uH/K	270 \pm 10%	0.86	0.45	1kHz,0.25V
CKPP0807-330uH/K	330 \pm 10%	0.90	0.41	1kHz,0.25V
CKPP0807-390uH/K	390 \pm 10%	1.28	0.37	1kHz,0.25V
CKPP0807-470uH/K	470 \pm 10%	1.44	0.34	1kHz,0.25V
CKPP0807-560uH/K	560 \pm 10%	1.61	0.31	1kHz,0.25V
CKPP0807-680uH/K	680 \pm 10%	2.07	0.28	1kHz,0.25V
CKPP0807-820uH/K	820 \pm 10%	2.33	0.26	1kHz,0.25V
CKPP0807-1mH/K	1000 \pm 10%	2.72	0.23	1kHz,0.25V
CKPP0807-1.2mH/K	1200 \pm 10%	3.98	0.21	1kHz,0.25V
CKPP0807-1.5mH/K	1500 \pm 10%	4.50	0.19	1kHz,0.25V
CKPP0807-1.8mH/K	1800 \pm 10%	6.81	0.17	1kHz,0.25V
CKPP0807-2.2mH/K	2200 \pm 10%	7.56	0.16	1kHz,0.25V
CKPP0807-2.7mH/K	2700 \pm 10%	8.54	0.14	1kHz,0.25V
CKPP0807-3.3mH/K	3300 \pm 10%	9.74	0.13	1kHz,0.25V
CKPP0807-3.9mH/K	3900 \pm 10%	12.9	0.12	1kHz,0.25V
CKPP0807-4.7mH/K	4700 \pm 10%	14.7	0.11	1kHz,0.25V
CKPP0807-5.6mH/K	5600 \pm 10%	20.4	0.10	1kHz,0.25V
CKPP0807-6.8mH/K	6800 \pm 10%	23.0	0.09	1kHz,0.25V
CKPP0807-8.2mH/K	8200 \pm 10%	30.6	0.08	1kHz,0.25V
CKPP0807-10mH/K	10000 \pm 10%	35.0	0.07	1kHz,0.25V

CKPP0809

PART NUMBER 型号	INDUCTANCE(μ H) 电感值	DCR (Max)(Ω) 直流电阻	IDC (Max)(A) 额定电流	TEST FREQUENCY 测试频率
CKPP0809-10uH/K	10 \pm 10%	0.04	2.70	1kHz,0.25V
CKPP0809-12uH/K	12 \pm 10%	0.045	2.60	1kHz,0.25V
CKPP0809-15uH/K	15 \pm 10%	0.05	2.10	1kHz,0.25V
CKPP0809-18uH/K	18 \pm 10%	0.055	2.00	1kHz,0.25V
CKPP0809-22uH/K	22 \pm 10%	0.06	1.70	1kHz,0.25V
CKPP0809-27uH/K	27 \pm 10%	0.06	1.60	1kHz,0.25V
CKPP0809-33uH/K	33 \pm 10%	0.07	1.40	1kHz,0.25V
CKPP0809-39uH/K	39 \pm 10%	0.08	1.40	1kHz,0.25V
CKPP0809-47uH/K	47 \pm 10%	0.10	1.30	1kHz,0.25V
CKPP0809-56uH/K	56 \pm 10%	0.11	1.20	1kHz,0.25V
CKPP0809-68uH/K	68 \pm 10%	0.14	1.10	1kHz,0.25V
CKPP0809-82uH/K	82 \pm 10%	0.16	1.00	1kHz,0.25V
CKPP0809-100uH/K	100 \pm 10%	0.19	0.90	1kHz,0.25V
CKPP0809-120uH/K	120 \pm 10%	0.22	0.82	1kHz,0.25V
CKPP0809-150uH/K	150 \pm 10%	0.27	0.74	1kHz,0.25V
CKPP0809-180uH/K	180 \pm 10%	0.31	0.71	1kHz,0.25V
CKPP0809-220uH/K	220 \pm 10%	0.38	0.64	1kHz,0.25V
CKPP0809-270uH/K	270 \pm 10%	0.53	0.57	1kHz,0.25V
CKPP0809-330uH/K	330 \pm 10%	0.61	0.51	1kHz,0.25V
CKPP0809-390uH/K	390 \pm 10%	0.69	0.48	1kHz,0.25V
CKPP0809-470uH/K	470 \pm 10%	0.89	0.43	1kHz,0.25V
CKPP0809-560uH/K	560 \pm 10%	1.01	0.40	1kHz,0.25V
CKPP0809-680uH/K	680 \pm 10%	1.18	0.35	1kHz,0.25V
CKPP0809-820uH/K	820 \pm 10%	1.57	0.32	1kHz,0.25V
CKPP0809-1mH/K	1000 \pm 10%	1.84	0.30	1kHz,0.25V
CKPP0809-1.2mH/K	1200 \pm 10%	2.10	0.27	1kHz,0.25V
CKPP0809-1.5mH/K	1500 \pm 10%	2.80	0.23	1kHz,0.25V
CKPP0809-1.8mH/K	1800 \pm 10%	3.21	0.21	1kHz,0.25V
CKPP0809-2.2mH/K	2200 \pm 10%	4.21	0.19	1kHz,0.25V
CKPP0809-2.7mH/K	2700 \pm 10%	4.94	0.17	1kHz,0.25V
CKPP0809-3.3mH/K	3300 \pm 10%	6.16	0.15	1kHz,0.25V
CKPP0809-3.9mH/K	3900 \pm 10%	6.84	0.14	1kHz,0.25V
CKPP0809-4.7mH/K	4700 \pm 10%	7.89	0.13	1kHz,0.25V
CKPP0809-5.6mH/K	5600 \pm 10%	11.5	0.12	1kHz,0.25V
CKPP0809-6.8mH/K	6800 \pm 10%	13.2	0.11	1kHz,0.25V
CKPP0809-8.2mH/K	8200 \pm 10%	15.2	0.10	1kHz,0.25V
CKPP0809-10mH/K	10000 \pm 10%	22.0	0.09	1kHz,0.25V

CKPP1006

PART NUMBER 型号	INDUCTANCE(μ H) 电感值	DCR (Max)(Ω) 直流电阻	IDC (Max)(A) 额定电流	TEST FREQUENCY 测试频率
CKPP1006-10uH/K	10 \pm 10%	0.04	2.60	1kHz,0.25V
CKPP1006-12uH/K	12 \pm 10%	0.044	2.30	1kHz,0.25V
CKPP1006-15uH/K	15 \pm 10%	0.058	2.00	1kHz,0.25V
CKPP1006-18uH/K	18 \pm 10%	0.064	1.90	1kHz,0.25V
CKPP1006-22uH/K	22 \pm 10%	0.088	1.80	1kHz,0.25V
CKPP1006-27uH/K	27 \pm 10%	0.10	1.50	1kHz,0.25V
CKPP1006-33uH/K	33 \pm 10%	0.11	1.40	1kHz,0.25V
CKPP1006-39uH/K	39 \pm 10%	0.14	1.20	1kHz,0.25V
CKPP1006-47uH/K	47 \pm 10%	0.16	1.10	1kHz,0.25V
CKPP1006-56uH/K	56 \pm 10%	0.19	1.00	1kHz,0.25V
CKPP1006-68uH/K	68 \pm 10%	0.22	0.90	1kHz,0.25V
CKPP1006-82uH/K	82 \pm 10%	0.29	0.80	1kHz,0.25V
CKPP1006-100uH/K	100 \pm 10%	0.32	0.80	1kHz,0.25V
CKPP1006-120uH/K	120 \pm 10%	0.38	0.70	1kHz,0.25V
CKPP1006-150uH/K	150 \pm 10%	0.50	0.65	1kHz,0.25V
CKPP1006-180uH/K	180 \pm 10%	0.56	0.60	1kHz,0.25V
CKPP1006-220uH/K	220 \pm 10%	0.78	0.55	1kHz,0.25V
CKPP1006-270uH/K	270 \pm 10%	0.92	0.50	1kHz,0.25V
CKPP1006-330uH/K	330 \pm 10%	1.1	0.45	1kHz,0.25V
CKPP1006-390uH/K	390 \pm 10%	1.3	0.40	1kHz,0.25V
CKPP1006-470uH/K	470 \pm 10%	1.5	0.38	1kHz,0.25V
CKPP1006-560uH/K	560 \pm 10%	1.9	0.35	1kHz,0.25V
CKPP1006-680uH/K	680 \pm 10%	2.2	0.32	1kHz,0.25V
CKPP1006-820uH/K	820 \pm 10%	2.6	0.30	1kHz,0.25V
CKPP1006-1mH/K	1000 \pm 10%	3.2	0.25	1kHz,0.25V

CKPP1008

PART NUMBER 型号	INDUCTANCE(μ H) 电感值	DCR (Max)(Ω) 直流电阻	IDC (Max)(A) 额定电流	TEST FREQUENCY 测试频率
CKPP1008-10uH/K	10 \pm 10%	0.05	2.80	1kHz,0.25V
CKPP1008-12uH/K	12 \pm 10%	0.06	2.50	1kHz,0.25V
CKPP1008-15uH/K	15 \pm 10%	0.07	2.30	1kHz,0.25V
CKPP1008-18uH/K	18 \pm 10%	0.08	2.10	1kHz,0.25V
CKPP1008-22uH/K	22 \pm 10%	0.09	2.00	1kHz,0.25V
CKPP1008-27uH/K	27 \pm 10%	0.10	1.76	1kHz,0.25V
CKPP1008-33uH/K	33 \pm 10%	0.11	1.60	1kHz,0.25V
CKPP1008-39uH/K	39 \pm 10%	0.12	1.38	1kHz,0.25V
CKPP1008-47uH/K	47 \pm 10%	0.14	1.28	1kHz,0.25V
CKPP1008-56uH/K	56 \pm 10%	0.15	1.20	1kHz,0.25V
CKPP1008-68uH/K	68 \pm 10%	0.16	1.00	1kHz,0.25V
CKPP1008-82uH/K	82 \pm 10%	0.18	0.96	1kHz,0.25V
CKPP1008-100uH/K	100 \pm 10%	0.20	0.92	1kHz,0.25V
CKPP1008-120uH/K	120 \pm 10%	0.24	0.80	1kHz,0.25V
CKPP1008-150uH/K	150 \pm 10%	0.35	0.73	1kHz,0.25V
CKPP1008-180uH/K	180 \pm 10%	0.40	0.64	1kHz,0.25V
CKPP1008-220uH/K	220 \pm 10%	0.54	0.61	1kHz,0.25V
CKPP1008-270uH/K	270 \pm 10%	0.75	0.56	1kHz,0.25V
CKPP1008-330uH/K	330 \pm 10%	0.86	0.50	1kHz,0.25V
CKPP1008-390uH/K	390 \pm 10%	0.93	0.44	1kHz,0.25V
CKPP1008-470uH/K	470 \pm 10%	1.23	0.41	1kHz,0.25V
CKPP1008-560uH/K	560 \pm 10%	1.34	0.39	1kHz,0.25V
CKPP1008-680uH/K	680 \pm 10%	1.53	0.34	1kHz,0.25V
CKPP1008-820uH/K	820 \pm 10%	2.10	0.32	1kHz,0.25V
CKPP1008-1mH/K	1000 \pm 10%	2.30	0.28	1kHz,0.25V

CKPP1010

PART NUMBER 型号	INDUCTANCE(μ H) 电感值	DCR (Max)(Ω) 直流电阻	IDC (Max)(A) 额定电流	TEST FREQUENCY 测试频率
CKPP1010-10uH/K	10 \pm 10%	0.023	3.50	1kHz,0.25V
CKPP1010-12uH/K	12 \pm 10%	0.024	3.24	1kHz,0.25V
CKPP1010-15uH/K	15 \pm 10%	0.036	2.88	1kHz,0.25V
CKPP1010-18uH/K	18 \pm 10%	0.039	2.61	1kHz,0.25V
CKPP1010-22uH/K	22 \pm 10%	0.042	2.34	1kHz,0.25V
CKPP1010-27uH/K	27 \pm 10%	0.045	2.16	1kHz,0.25V
CKPP1010-33uH/K	33 \pm 10%	0.057	1.89	1kHz,0.25V
CKPP1010-39uH/K	39 \pm 10%	0.076	1.80	1kHz,0.25V
CKPP1010-47uH/K	47 \pm 10%	0.10	1.62	1kHz,0.25V
CKPP1010-56uH/K	56 \pm 10%	0.11	1.44	1kHz,0.25V
CKPP1010-68uH/K	68 \pm 10%	0.15	1.35	1kHz,0.25V
CKPP1010-82uH/K	82 \pm 10%	0.16	1.26	1kHz,0.25V
CKPP1010-100uH/K	100 \pm 10%	0.19	1.08	1kHz,0.25V
CKPP1010-120uH/K	120 \pm 10%	0.21	0.99	1kHz,0.25V
CKPP1010-150uH/K	150 \pm 10%	0.23	0.90	1kHz,0.25V
CKPP1010-180uH/K	180 \pm 10%	0.26	0.82	1kHz,0.25V
CKPP1010-220uH/K	220 \pm 10%	0.29	0.74	1kHz,0.25V
CKPP1010-270uH/K	270 \pm 10%	0.36	0.67	1kHz,0.25V
CKPP1010-330uH/K	330 \pm 10%	0.51	0.61	1kHz,0.25V
CKPP1010-390uH/K	390 \pm 10%	0.69	0.55	1kHz,0.25V
CKPP1010-470uH/K	470 \pm 10%	0.98	0.51	1kHz,0.25V
CKPP1010-560uH/K	560 \pm 10%	1.10	0.46	1kHz,0.25V
CKPP1010-680uH/K	680 \pm 10%	1.20	0.42	1kHz,0.25V
CKPP1010-820uH/K	820 \pm 10%	1.30	0.38	1kHz,0.25V
CKPP1010-1mH/K	1000 \pm 10%	1.50	0.35	1kHz,0.25V

CKPP1014

PART NUMBER 型号	INDUCTANCE(μH) 电感值	DCR (Max)(Ω) 直流电阻	IDC (Max)(A) 额定电流	TEST FREQUENCY 测试频率
CKPP1014-6.8uH/M	6.8±20%	0.026	4.3	1kHz,0.25V
CKPP1014-8.2uH/M	8.2±20%	0.03	4.1	1kHz,0.25V
CKPP1014-10uH/K	10±10%	0.033	4.0	1kHz,0.25V
CKPP1014-12uH/K	12±10%	0.035	3.9	1kHz,0.25V
CKPP1014-15uH/K	15±10%	0.039	3.7	1kHz,0.25V
CKPP1014-18uH/K	18±10%	0.049	3.5	1kHz,0.25V
CKPP1014-22uH/K	22±10%	0.051	3.3	1kHz,0.25V
CKPP1014-27uH/K	27±10%	0.057	3.1	1kHz,0.25V
CKPP1014-33uH/K	33±10%	0.064	2.9	1kHz,0.25V
CKPP1014-39uH/K	39±10%	0.074	2.7	1kHz,0.25V
CKPP1014-47uH/K	47±10%	0.083	2.5	1kHz,0.25V
CKPP1014-56uH/K	56±10%	0.104	2.3	1kHz,0.25V
CKPP1014-68uH/K	68±10%	0.117	2.1	1kHz,0.25V
CKPP1014-82uH/K	82±10%	0.13	1.9	1kHz,0.25V
CKPP1014-100uH/K	100±10%	0.143	1.7	1kHz,0.25V
CKPP1014-120uH/K	120±10%	0.195	1.5	1kHz,0.25V
CKPP1014-150uH/K	150±10%	0.221	1.4	1kHz,0.25V
CKPP1014-180uH/K	180±10%	0.26	1.3	1kHz,0.25V
CKPP1014-220uH/K	220±10%	0.35	1.2	1kHz,0.25V
CKPP1014-270uH/K	270±10%	0.39	1.1	1kHz,0.25V
CKPP1014-330uH/K	330±10%	0.52	1.0	1kHz,0.25V
CKPP1014-390uH/K	390±10%	0.57	0.92	1kHz,0.25V
CKPP1014-470uH/K	470±10%	0.65	0.84	1kHz,0.25V
CKPP1014-560uH/K	560±10%	0.79	0.75	1kHz,0.25V
CKPP1014-680uH/K	680±10%	0.96	0.69	1kHz,0.25V
CKPP1014-820uH/K	820±10%	1.22	0.62	1kHz,0.25V
CKPP1014-1mH/K	1000±10%	1.60	0.52	1kHz,0.25V
CKPP1014-1.2mH/K	1200±10%	2.20	0.46	1kHz,0.25V
CKPP1014-1.5mH/K	1500±10%	2.50	0.41	1kHz,0.25V
CKPP1014-1.8mH/K	1800±10%	2.90	0.36	1kHz,0.25V
CKPP1014-2.2mH/K	2200±10%	3.20	0.32	1kHz,0.25V
CKPP1014-2.7mH/K	2700±10%	3.70	0.29	1kHz,0.25V
CKPP1014-3.3mH/K	3300±10%	5.00	0.27	1kHz,0.25V
CKPP1014-3.9mH/K	3900±10%	5.60	0.25	1kHz,0.25V
CKPP1014-4.7mH/K	4700±10%	7.40	0.23	1kHz,0.25V
CKPP1014-5.6mH/K	5600±10%	8.20	0.21	1kHz,0.25V
CKPP1014-6.8mH/K	6800±10%	11.9	0.19	1kHz,0.25V
CKPP1014-8.2mH/K	8200±10%	14.0	0.17	1kHz,0.25V
CKPP1014-10mH/K	10000±10%	16.0	0.16	1kHz,0.25V

工字电感 CKOCR 系列
DRUM CHOKE INDUCTOR CKOCR SERIES

• FEATURES 特性

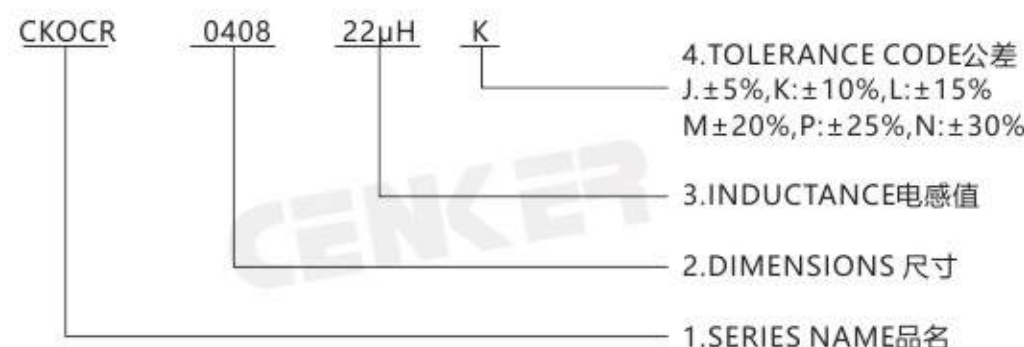
Low cost, Wide range of inductance, High reliability
低损耗, 感量高, 高可靠性。



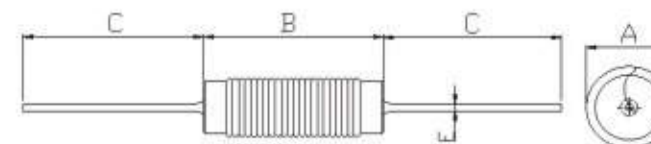
• APPLICATIONS 用途

TVs and Audio equipment 电视和音响设备
Telecommunication devices 电信设备
RF filters 射频滤波器

• PART NUMBERING SYSTEM 品名系统



• SHAPES AND DIMENSIONS 外形尺寸 (Unit:mm)



TYPE (型号)	A	B	C	E
CKOCR0310	5.0Max	13.0Max	25Ref	0.55±0.1
CKOCR0408	6.0Max	11.0Max	25Ref	0.55±0.1
CKOCR0410	6.0Max	13.0Max	25Ref	0.55±0.1

SPECIFICATION TABLE 规格特性表

CKOCR0310

PART NUMBER 型号	INDUCTANCE(μ H) 电感值	DCR (Max)(Ω) 直流电阻	IDC (Max)(A) 额定电流	TEST FREQUENCY 测试频率
CKOCR0310-3.3uH/M	3.3 \pm 20%	0.23	0.90	100kHz,0.25V
CKOCR0310-4.7uH/M	4.7 \pm 20%	0.50	0.70	100kHz,0.25V
CKOCR0310-6.8uH/M	6.8 \pm 20%	0.60	0.55	100kHz,0.25V
CKOCR0310-8.2uH/M	8.2 \pm 20%	0.70	0.50	100kHz,0.25V
CKOCR0310-10uH/K	10 \pm 10%	0.80	0.45	1kHz,0.25V

CKOCR0408

PART NUMBER 型号	INDUCTANCE(μ H) 电感值	DCR (Max)(Ω) 直流电阻	IDC (Max)(A) 额定电流	TEST FREQUENCY 测试频率
CKOCR0408-15uH/K	15 \pm 10%	0.83	0.50	1kHz,0.25V
CKOCR0408-22uH/K	22 \pm 10%	1.05	0.40	1kHz,0.25V
CKOCR0408-33uH/K	33 \pm 10%	1.30	0.30	1kHz,0.25V

CKOCR0410

PART NUMBER 型号	INDUCTANCE(μ H) 电感值	DCR (Max)(Ω) 直流电阻	IDC (Max)(A) 额定电流	TEST FREQUENCY 测试频率
CKOCR0410-15uH/K	15 \pm 10%	0.78	0.80	1kHz,0.25V
CKOCR0410-22uH/K	22 \pm 10%	0.95	0.60	1kHz,0.25V
CKOCR0410-33uH/K	33 \pm 10%	1.20	0.45	1kHz,0.25V
CKOCR0410-47uH/K	47 \pm 10%	1.60	0.38	1kHz,0.25V
CKOCR0410-56uH/K	56 \pm 10%	1.75	0.35	1kHz,0.25V
CKOCR0410-68uH/K	68 \pm 10%	2.50	0.32	1kHz,0.25V
CKOCR0410-82uH/K	82 \pm 10%	3.50	0.27	1kHz,0.25V

Remark:

- All test data is reference to 25°C ambient.
- IDC: DC current at which the inductance drops approximate 20% from its value without current;
- Operating Temperature: -25°C ~ +85°C(Including self-temperature rise)

工字电感 CKOC 系列

DRUM CHOKE INDUCTOR CKOC SERIES

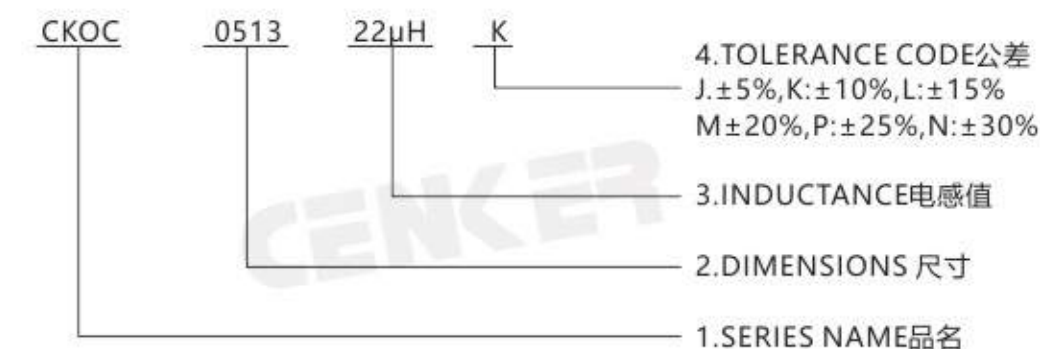
• FEATURES 特性

Low cost, Wide range of inductance, High reliability
低损耗, 感量高, 高可靠性。

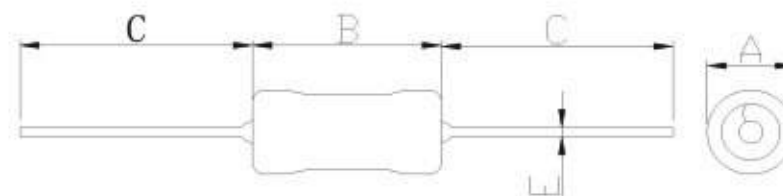
• APPLICATIONS 用途

TVs and Audio equipment 电视和音响设备
Telecommunication devices 电信设备
RF filters 射频滤波器

• PART NUMBERING SYSTEM 品名系统



• SHAPES AND DIMENSIONS 外形尺寸 (Unit:mm)



TYPE(型号)	A	B	C	E
CKOC0513	7.0Max	16.0Max	25Ref	0.8 \pm 0.1
CKOC1019	12Max	23.0Max	25Ref	0.8 \pm 0.1

SPECIFICATION TABLE 规格特性表

CKOC0513

PART NUMBER 型号	INDUCTANCE(μ H) 电感值	DCR (Max)(Ω) 直流电阻	IDC (Max)(A) 额定电流	TEST FREQUENCY 测试频率
CKOC0513-6.8uH/M	6.8 \pm 20%	0.06	0.80	100kHz,0.25V
CKOC0513-8.2uH/M	8.2 \pm 20%	0.08	0.43	100kHz,0.25V
CKOC0513-10uH/K	10 \pm 10%	0.09	0.40	1kHz,0.25V
CKOC0513-15uH/K	15 \pm 10%	0.11	0.36	1kHz,0.25V
CKOC0513-22uH/K	22 \pm 10%	0.13	0.33	1kHz,0.25V

CKOC1019


PART NUMBER 型号	INDUCTANCE(μ H) 电感值	DCR (Max)(Ω) 直流电阻	IDC (Max)(A) 额定电流	TEST FREQUENCY 测试频率
CKOC1019-10uH/K	10 \pm 10%	0.033	1.70	1kHz,0.25V
CKOC1019-15uH/K	15 \pm 10%	0.040	1.40	1kHz,0.25V
CKOC1019-22uH/K	22 \pm 10%	0.050	1.20	1kHz,0.25V
CKOC1019-33uH/K	33 \pm 10%	0.075	0.95	1kHz,0.25V
CKOC1019-47uH/K	47 \pm 10%	0.109	0.83	1kHz,0.25V
CKOC1019-68uH/K	68 \pm 10%	0.140	0.70	1kHz,0.25V
CKOC1019-100uH/K	100 \pm 10%	0.208	0.55	1kHz,0.25V
CKOC1019-120uH/K	120 \pm 10%	0.283	0.50	1kHz,0.25V
CKOC1019-150uH/K	150 \pm 10%	0.340	0.45	1kHz,0.25V
CKOC1019-180uH/K	180 \pm 10%	0.362	0.45	1kHz,0.25V
CKOC1019-220uH/K	220 \pm 10%	0.430	0.35	1kHz,0.25V
CKOC1019-270uH/K	270 \pm 10%	0.557	0.30	1kHz,0.25V
CKOC1019-330uH/K	330 \pm 10%	0.665	0.30	1kHz,0.25V
CKOC1019-390uH/K	390 \pm 10%	0.772	0.25	1kHz,0.25V
CKOC1019-470uH/K	470 \pm 10%	1.150	0.25	1kHz,0.25V
CKOC1019-560uH/K	560 \pm 10%	1.270	0.25	1kHz,0.25V
CKOC1019-680uH/K	680 \pm 10%	1.610	0.20	1kHz,0.25V
CKOC1019-820uH/K	820 \pm 10%	1.960	0.20	1kHz,0.25V
CKOC1019-1mH/K	1000 \pm 10%	2.300	0.18	1kHz,0.25V
CKOC1019-1.2mH/K	1200 \pm 10%	2.650	0.17	1kHz,0.25V
CKOC1019-1.5mH/K	1500 \pm 10%	3.400	0.14	1kHz,0.25V
CKOC1019-1.8mH/K	1800 \pm 10%	4.030	0.13	1kHz,0.25V
CKOC1019-2.2mH/K	2200 \pm 10%	4.380	0.12	1kHz,0.25V
CKOC1019-2.7mH/K	2700 \pm 10%	5.400	0.10	1kHz,0.25V
CKOC1019-3.3mH/K	3300 \pm 10%	6.560	0.095	1kHz,0.25V

Remark:

- All test data is reference to 25°C ambient.
- IDC: DC current at which the inductance drops approximate 20% from its value without current;
- Operating Temperature: -25°C ~ +85°C(Including self-temperature rise)

组装大电流功率电感 CKDFQ 系列

HIGH CURRENT POWER INDUCTOR CKDFQ SERIES



• FEATURES 特性

- Assemblage design, sturdy structure.
- Magnetic shielded structure with low magnetic flux.
- leakage low DC resistance, support high-currents.

组立式设计, 结构坚固。
磁屏蔽结构, 磁漏小。
低直流电阻, 提供大电流。

• APPLICATIONS 用途

- Speicherdrossel für hocheffiziente DC/DC. 高效直流/直流储能扼流圈
- Resonante Schaltnetzteile 谐振开关电源

• PART NUMBERING SYSTEM 品名系统

CKDFQ 2915H - 4.7uH /M
(1) (2) (3) (4)

(1) Type 型号 (2) External Dimensions 外形尺寸 (3) Inductance 电感值 (4) Inductance Tolerance 电感值公差 (M: \pm 20%)

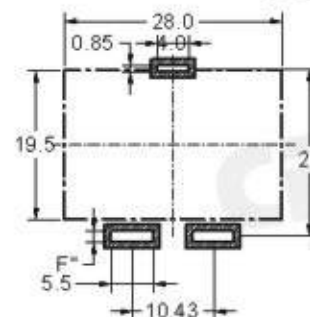
• SHAPES AND DIMENSIONS 外形尺寸 (Unit:mm)



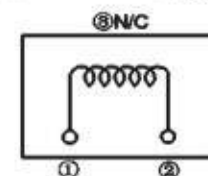
TYPE(型号)	F	F'
CKDFQ2915H	0.9 \pm 0.15	1.4
CKDFQ2915L	0.9 \pm 0.15	1.4
CKDFQ2918H	1.0~1.5uH	1.7 \pm 0.15
	3.3~33uH	0.8 \pm 0.15

TYPE(型号)	A	B	C	D	E	G	H	I	J	K
CKDFQ2915H	27.9Max	23.0Max	15.4Max	19.7Max	4.0 \pm 0.3	10.43 \pm 0.5	0.5 \pm 0.15	3.0Ref	3.0 \pm 0.5	21.0Ref
CKDFQ2915L	27.9Max	23.0Max	15.4Max	19.7Max	4.0 \pm 0.3	10.43 \pm 0.5	0.5 \pm 0.15	3.0Ref	3.0 \pm 0.5	21.0Ref
CKDFQ2918H	27.9Max	23.0Max	18.5Max	19.7Max	4.0 \pm 0.3	10.43 \pm 0.5	0.5 \pm 0.15	3.0Ref	3.0 \pm 0.5	21.0Ref

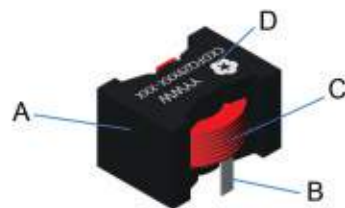
• REFERENCE HOLE PATTERN 参考焊盘尺寸 (Unit:mm)



• SCHEMATIC 原理图



• STRUCTURE AND MATERIAL 结构与材料



Part	Components (组件)	Material(材料)
A	Core	Ferrite
B	Clip	Tin-plated copper wires
C	Wire	Polyurethane enameled copper wire
D	Marking	Ink

• TEMPERATURE RATING 额定温度

- Operating temperature range (individual chip without packing): -40°C to +125°C 工作温度范围: -40°C ~ +125°C
- Storage temperature range (packaging conditions): -10°C~+40°C and RH 70% (Max.)
储存温度范围 (包装条件) : -10°C~+40°C, 相对湿度70% (最大值)

• TEST AND MEASUREMENT PROCEDURES 测试项目与测试条件

1. Inductance 电感值(L)

Test equipment: HP4284A meter or equivalent
测试设备: HP4284A仪表或同等仪表
Inductance tested at 100kHz, 0.1V
在100kHz, 0.1V下测试电感值

2. DC Resistance 直流电阻(DCR)

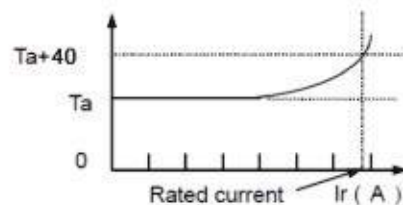
Test equipment: Keysight 34420A or equivalent
测试设备: Keysight 34420A或同等设备

3. Saturation Current 饱和电流(Isat)

Test equipment: WK3260B LCRmeter/WK3265B or equivalent.
测试设备: WK3260B LCRmeter/WK3265B或同等设备。

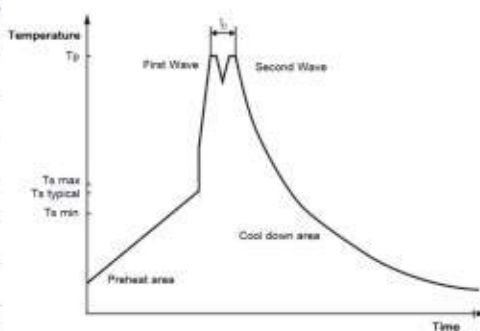
4. Temperature rise current 温升电流(Irms)

Irms is direct electric current as chip surface temperature rose just 40 against chip initial surface temperature (Ta)
电感加载直流电, 电感表面温度仅比电感初始表面温度升高40度



• Reflow Soldering 回流焊

Profile Feature		Pb-Free Assembly	Sn-Pb Assembly
Preheat Temperature Min	Ts min	100 °C	100 °C
Preheat Temperature Typical	Ts typical	120 °C	120 °C
Preheat Temperature Max	Ts max	130 °C	130 °C
Preheat Time ts from Ts min to Ts max	ts	70 seconds	70 seconds
Ramp-up Rate	Δ T	150 °C max.	150 °C max.
Peak Temperature	Tp	250 °C - 260 °C	235 °C - 260 °C
Time of actual peak temperature	tp	max. 10 seconds max. 5 seconds each wave	max. 10 seconds max. 5 seconds each wave
Ramp-down Rate, Min		~ 2 K/ second	~ 2 K/ second
Ramp-down Rate, Typical		~ 3.5 K/ second	~ 3.5 K/ second
Ramp-down Rate, Max		~ 5 K/ second	~ 5 K/ second
Time 25 °C to 25 °C		4 minutes	4 minutes



■ SPECIFICATION TABLE 规格特性表

CKDFQ2915L Series

PART NUMBER 品名	Inductance 电感值	DC Resistance 直流电阻		Saturation Current (Isat)饱和电流	Rated Current (Irms)温升电流
		mΩ			
Units	μH			A	A
Tol	±20%	Typ	Max	Typ	Typ
CKDFQ2915L-1.5uH/MC	1.5	1.05	1.20	> 100	36.2
CKDFQ2915L-2.2uH/MC	2.2	1.05	1.20	84.8	36.2
CKDFQ2915L-3.3uH/MC	3.3	1.05	1.20	57.0	36.2
CKDFQ2915L-4.7uH/MC	4.7	1.05	1.20	39.0	36.2
CKDFQ2915L-6.8uH/MC	6.8	1.05	1.20	27.8	36.2
CKDFQ2915L-10uH/MC	10.0	1.05	1.20	17.6	36.2
CKDFQ2915L-15uH/MC	15.0	1.05	1.20	11.0	36.2
CKDFQ2915L-22uH/MC	22.0	1.05	1.20	6.8	36.2
CKDFQ2915L-33uH/MC	33.0	1.05	1.20	3.3	36.2

CKDFQ2915H Series

PART NUMBER 品名	Inductance 电感值	DC Resistance 直流电阻		Saturation Current (Isat)饱和电流	Rated Current (Irms)温升电流
		mΩ			
Units	μH			A	A
Tol	±20%	Typ	Max	Typ	Typ
CKDFQ2915H-2.2uH/MC	2.2	1.35	1.53	> 100	32.8
CKDFQ2915H-3.3uH/MC	3.3	1.35	1.53	68.0	32.8
CKDFQ2915H-4.7uH/MC	4.7	1.35	1.53	50.0	32.8
CKDFQ2915H-6.8uH/MC	6.8	1.35	1.53	36.0	32.8
CKDFQ2915H-10uH/MC	10.0	1.35	1.53	23.0	32.8
CKDFQ2915H-15uH/MC	15.0	1.35	1.53	15.0	32.8
CKDFQ2915H-22uH/MC	22.0	1.35	1.53	9.6	32.8
CKDFQ2915H-33uH/MC	33.0	1.35	1.53	5.9	32.8

CKDFQ2918H Series

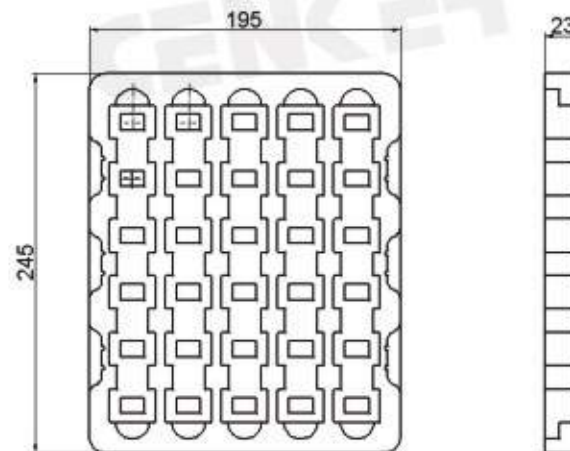
PART NUMBER 品名	Inductance 电感值	DC Resistance 直流电阻		Saturation Current (Isat)饱和电流	Rated Current (Irms)温升电流		
		Units	μH			mΩ	A
		Tol	±20%	Typ	Max	Typ	Typ
CKDFQ2918H-1.0uH/MC	1.0		0.44	0.50	> 100	54	54
CKDFQ2918H-1.5uH/MC	1.5		0.44	0.50	91.8	54	54
CKDFQ2918H-3.3uH/MC	3.3		2.15	2.58	94.0	30	30
CKDFQ2918H-4.7uH/MC	4.7		2.15	2.58	65.0	30	30
CKDFQ2918H-6.8uH/MC	6.8		2.15	2.58	48.0	30	30
CKDFQ2918H-10uH/MC	10.0		2.15	2.58	33.0	30	30
CKDFQ2918H-15uH/MC	15.0		2.15	2.58	24.0	30	30
CKDFQ2918H-22uH/MC	22.0		2.15	2.58	15.0	30	30
CKDFQ2918H-33uH/MC	33.0		2.15	2.58	10.5	30	30

Note:

- 1: All test data is reference to 25°C ambient.
- 2: Test Condition: 100kHz, 0.1Vrms
- 3: ISaturation current: the actual value of DC current when the inductance decrease 30% of its initial value.
- 4: Temperature rise current: the actual value of DC current when the temperature rise is ΔT40°C(Ta=25°C).
- 5: Special remind: Circuit design, component placement, PCB size and thickness, cooling system and etc. all will affect the product temperature. Please verify the product temperature in the final application.

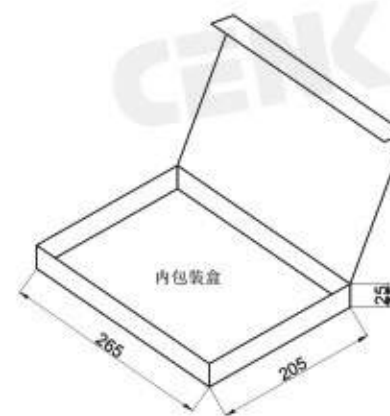
PACKAGING SPECIFICATION 包装规格

1. Plastic Tray Dimensions (mm)

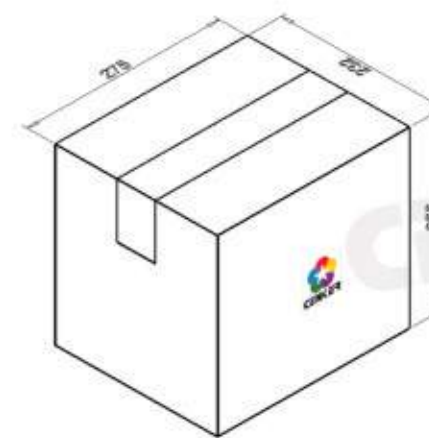


吸塑盒

Quantity: 30pcs/Tray



1 Tray in 1 Box=30pcs/Box




9 Box in 1 Carton=240pcs/Carton

组装大电流功率电感CKSFQ 系列 HIGH CURRENT POWER INDUCTOR CKSFQ SERIES

FEATURES 特性

1. Assemblage design, sturdy structure.
2. Magnetic shielded structure with low magnetic flux.
3. leakage low DC resistance, support high-currents.

组立式设计，结构坚固。
磁屏蔽结构，磁漏小。
低直流电阻，提供大电流。



APPLICATIONS 用途

1. Speicherdrossel für hocheffiziente DC/DC. 高效直流/直流储能扼流圈
2. Resonante Schaltnetzteile 谐振开关电源

PART NUMBERING SYSTEM 品名系统

CKSFQ 2915H - 4.7uH /M
(1) (2) (3) (4)

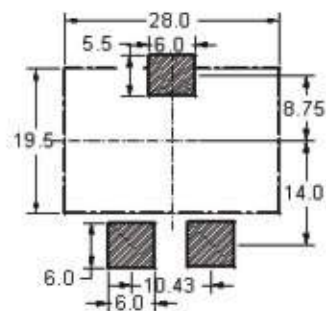
(1) Type 型号 (2) External Dimensions 外形尺寸 (3) Inductance 电感值 (4) Inductance Tolerance 电感值公差 (M:±20%)

SHAPES AND DIMENSIONS 外形尺寸 (Unit:mm)

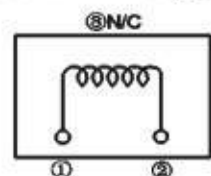


TYPE(型号)	A	B	C	D	E	F	G	J	I	K
CKSFQ2915H	27.9Max	27.9Max	15.4Max	19.7Max	4.0±0.3	6.5±1.0	10.43±0.5	3.8Min	3.0Ref	3.0Ref
CKSFQ2915L	27.9Max	27.9Max	15.4Max	19.7Max	4.0±0.3	6.5±1.0	10.43±0.5	3.8Min	3.0Ref	3.0Ref
CKSFQ2915H	27.9Max	27.9Max	18.5Max	19.7Max	4.0±0.3	6.5±1.0	10.43±0.5	3.8Min	3.0Ref	3.0Ref

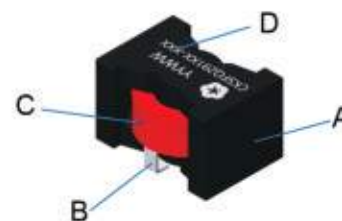
REFERENCE HOLE PATTERN 参考焊盘尺寸 (Unit:mm)



SCHEMATIC 原理图



STRUCTURE AND MATERIAL 结构与材料



Part	Components (组件)	Material(材料)
A	Core	Ferrite
B	Clip	Tin-plated copper wires
C	Wire	Polyurethane enameled copper wire
D	Marking	Ink

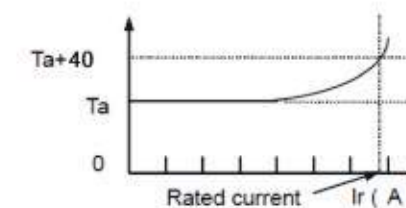
TEMPERATURE RATING 额定温度

1. Operating temperature range (individual chip without packing): -40°C to +125°C 工作温度范围: -40°C ~ +125°C
2. Storage temperature range (packaging conditions): -10°C ~ +40°C and RH 70% (Max.)
储存温度范围 (包装条件): -10°C ~ +40°C, 相对湿度70% (最大值)

TEST AND MEASUREMENT PROCEDURES 测试项目与测试条件

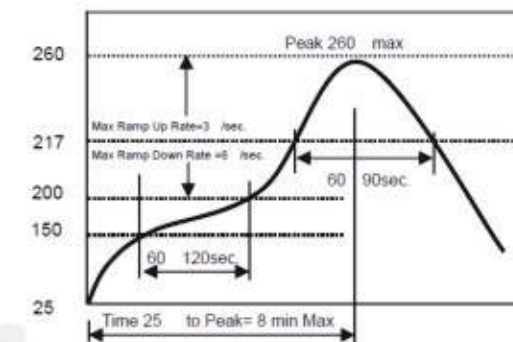
1. Inductance 电感值(L)
Test equipment: HP4284A meter or equivalent
测试设备: HP4284A仪表或同等仪表
Inductance tested at 100kHz, 0.1V
在100kHz, 0.1V下测试电感值
2. DC Resistance 直流电阻(DCR)
Test equipment: Keysight 34420A or equivalent
测试设备: Keysight 34420A或同等设备
3. Saturation Current 饱和电流(Isat)
Test equipment: WK3260B LCRmeter/WK3265B or equivalent.
测试设备: WK3260B LCRmeter/WK3265B或同等设备。

4. Temperature rise current 升温电流(Irms)
Irms is direct electric current as chip surface temperature rose just 40 against chip initial surface temperature (Ta)
电感加载直流电，电感表面温度仅比电感初始表面温度升高40度



Reflow Soldering 回流焊

Re-flowing Profile
Preheat condition: 150~200 /60~120sec.
Allowed time above 217C: 60~90sec.
Max temp: 260
Max time at max temp: 10sec
Solder paste: Sn/3.0Ag/0.5Cu
Allowed Reflow time: 2 times max



SPECIFICATION TABLE 规格特性表

CKSFQ2915L Series

PART NUMBER 品名	Inductance 电感值	DC Resistance 直流电阻		Saturation Current (Isat)饱和电流	Rated Current (Irms)温升电流
		mΩ			
Units	μH			A	A
Tol	±20%	Typ	Max	Typ	Typ
CKSFQ2915L-1.5uH/M	1.5	1.05	1.20	> 100	36.2
CKSFQ2915L-2.2uH/M	2.2	1.05	1.20	84.8	36.2
CKSFQ2915L-3.3uH/M	3.3	1.05	1.20	57.0	36.2
CKSFQ2915L-4.7uH/M	4.7	1.05	1.20	39.0	36.2
CKSFQ2915L-6.8uH/M	6.8	1.05	1.20	27.8	36.2
CKSFQ2915L-10uH/M	10.0	1.05	1.20	17.6	36.2
CKSFQ2915L-15uH/M	15.0	1.05	1.20	11.0	36.2
CKSFQ2915L-22uH/M	22.0	1.05	1.20	6.8	36.2
CKSFQ2915L-33uH/M	33.0	1.05	1.20	3.3	36.2

CKSFQ2915H Series

PART NUMBER 品名	Inductance 电感值	DC Resistance 直流电阻		Saturation Current (Isat)饱和电流	Rated Current (Irms)温升电流
		mΩ			
Units	μH			A	A
Tol	±20%	Typ	Max	Typ	Typ
CKSFQ2915H-2.2uH/M	2.2	1.35	1.53	> 100	32.8
CKSFQ2915H-3.3uH/M	3.3	1.35	1.53	68.0	32.8
CKSFQ2915H-4.7uH/M	4.7	1.35	1.53	50.0	32.8
CKSFQ2915H-6.8uH/M	6.8	1.35	1.53	36.0	32.8
CKSFQ2915H-10uH/M	10.0	1.35	1.53	23.0	32.8
CKSFQ2915H-15uH/M	15.0	1.35	1.53	15.0	32.8
CKSFQ2915H-22uH/M	22.0	1.35	1.53	9.6	32.8
CKSFQ2915H-33uH/M	33.0	1.35	1.53	5.9	32.8

CKSFQ2918H Series

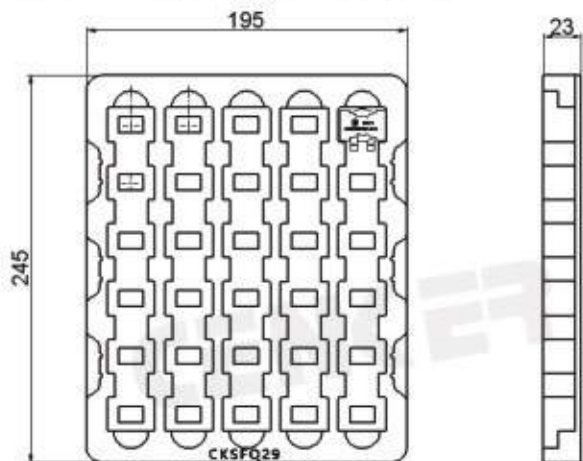
PART NUMBER 品名	Inductance 电感值	DC Resistance 直流电阻		Saturation Current (Isat)饱和电流	Rated Current (Irms)温升电流
		mΩ			
Units	μH			A	A
Tol	±20%	Typ	Max	Typ	Typ
CKSFQ2918H-1.0uH/M	1.0	0.44	0.50	> 100	54
CKSFQ2918H-1.5uH/M	1.5	0.44	0.50	91.8	54
CKSFQ2918H-3.3uH/M	3.3	2.15	2.58	94.0	30
CKSFQ2918H-4.7uH/M	4.7	2.15	2.58	65.0	30
CKSFQ2918H-6.8uH/M	6.8	2.15	2.58	48.0	30
CKSFQ2918H-10uH/M	10.0	2.15	2.58	33.0	30
CKSFQ2918H-15uH/M	15.0	2.15	2.58	24.0	30
CKSFQ2918H-22uH/M	22.0	2.15	2.58	15.0	30
CKSFQ2918H-33uH/M	33.0	2.15	2.58	10.5	30

Note:

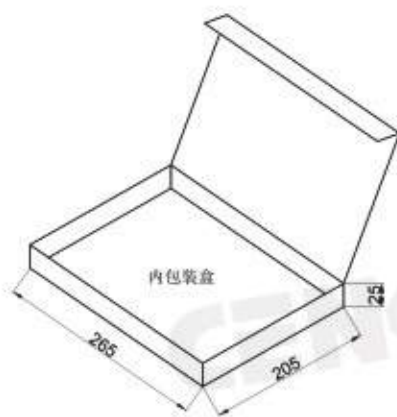
- 1: All test data is reference to 25°C ambient.
- 2: Test Condition: 100kHz, 0.1Vrms
- 3: ISaturation current: the actual value of DC current when the inductance decrease 30% of its initial value.
- 4: Temperature rise current: the actual value of DC current when the temperature rise is $\Delta T40^{\circ}\text{C}$ ($T_a=25^{\circ}\text{C}$).
- 5: Special remind: Circuit design, component placement, PCB size and thickness, cooling system and etc.all will affect the product temperature. Please verify the product temperature in the final application.

PACKAGING SPECIFICATION 包装规格

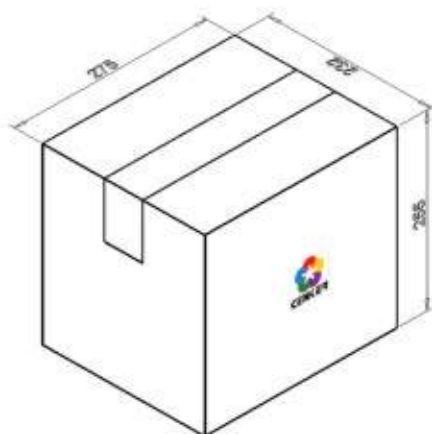
1. Plastic Tray Dimensions (mm)



Quantity: 30pcs/Tray



1 Tray in 1 Box=30pcs/Box



9 Box in 1 Carton=240pcs/Carton

大电流功率电感 CKSF 系列 HIGH CURRENT POWER INDUCTOR CKSF SERIES



FEATURES 特性

1. Magnetic shielded structure with low magnetic flux. 磁屏蔽结构, 磁漏小。
2. Flat wire coil for low losses at high frequency. 使用高频低损耗扁线线圈。
3. leakage low DC resistance, support high-currents. 低直流电阻, 提供大电流。

APPLICATIONS 用途

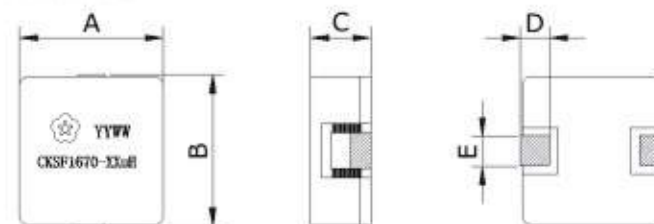
1. High current switching regulators, Polyphase-switching regulators. 大电流开关稳压器、多相开关稳压器。
2. DC/DC converter; DC/DC转换器。
3. Various power supplies, industrial machines, medical machines Beauty machine, energy. 各种电源, 工业机器, 医疗机器, 美容机器, 能源。

PART NUMBERING SYSTEM 品名系统

CKSF 1670 - 10uH /M
(1) (2) (3) (4)

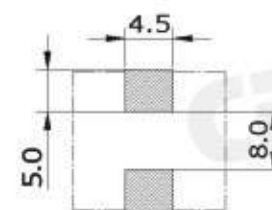
- (1) Type 型号 (2) External Dimensions 外形尺寸 (3) Inductance 电感值
(4) Inductance Tolerance 电感值公差 (M:±20%)

SHAPES AND DIMENSIONS 外形尺寸 (Unit:mm)

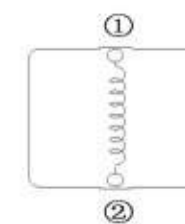


TYPE(型号)	A	B	C	D	E
CKSF1670	16.8 Max	16.5 Max	7.0 Max	3.5±0.5	3.2±0.5

REFERENCE HOLE PATTERN 参考焊盘尺寸 (Unit:mm)



SCHEMATIC 原理图



• STRUCTURE AND MATERIAL 结构与材料



Part	Components (组件)	Material(材料)
A	Core	Magnetic particle core
B	Wire	Polyurethane enameled copper wire
C	Marking	Ink

• TEMPERATURE RATING 额定温度

1. Operating temperature range (individual chip without packing): -40°C to +125°C 工作温度范围: -40°C ~ +125°C
2. Storage temperature range (packaging conditions): -10°C~+40°C and RH 70% (Max.) 储存温度范围 (包装条件): -10°C~+40°C, 相对湿度70% (最大值)

• TEST AND MEASUREMENT PROCEDURES 测试项目与测试条件

1. Inductance 电感值(L)

Test equipment: HP4284A meter or equivalent
 测试设备: HP4284A仪表或同等仪表
 Inductance tested at 100kHz, 0.1V
 在100kHz, 0.1V下测试电感值

2. DC Resistance 直流电阻(DCR)

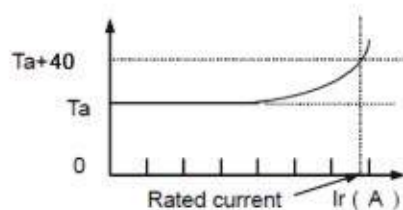
Test equipment: Keysight 34420A or equivalent
 测试设备: Keysight 34420A或同等设备

3. Saturation Current 饱和电流(Isat)

Test equipment: WK3260B LCRmeter/WK3265B or equivalent.
 测试设备: WK3260B LCRmeter/WK3265B或同等设备。

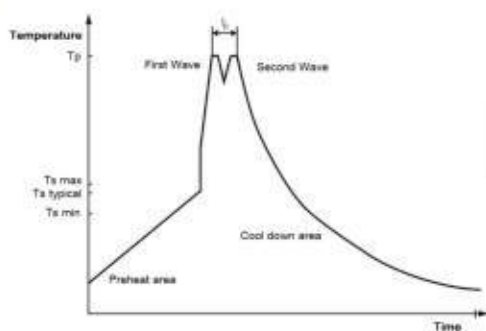
4. Temperature rise current 温升电流(Irms)

Irms is direct electric current as chip surface temperature rose just 40 against chip initial surface temperature (Ta)
 电感加载直流电, 电感表面温度相比于电感初始表面温度升高40度



• Reflow Soldering 回流焊

Profile Feature		Pb-Free Assembly	Sn-Pb Assembly
Preheat Temperature Min	Ts min	100 °C	100 °C
Preheat Temperature Typical	Ts typical	120 °C	120 °C
Preheat Temperature Max	Ts max	130 °C	130 °C
Preheat Time ts from Ts min to Ts max	ts	70 seconds	70 seconds
Ramp-up Rate	Δ T	150 °C max.	150 °C max.
Peak Temperature	Tp	250 °C - 260 °C	235 °C - 260 °C
Time of actual peak temperature	tp	max. 10 seconds max. 5 seconds each wave	max. 10 seconds max. 5 seconds each wave
Ramp-down Rate, Min		~ 2 K/ second	~ 2 K/ second
Ramp-down Rate, Typical		~ 3.5 K/ second	~ 3.5 K/ second
Ramp-down Rate, Max		~ 5 K/ second	~ 5 K/ second
Time 25 °C to 25 °C		4 minutes	4 minutes



■ SPECIFICATION TABLE 规格特性表

CKSF1670 Series

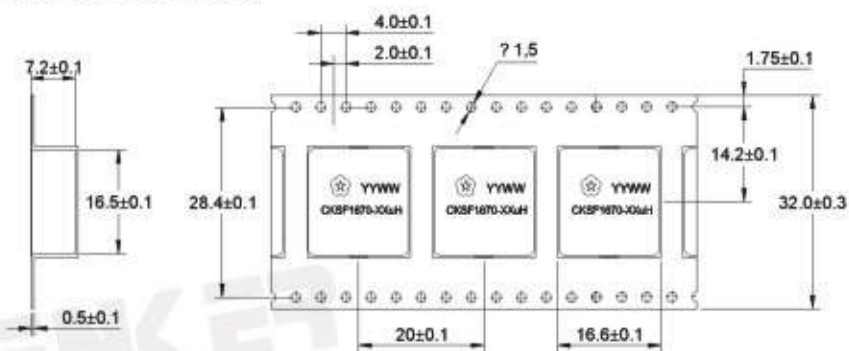
PART NUMBER 品名	Inductance 电感值	DC Resistance 直流电阻		Saturation Current (Isat)饱和电流	Rated Current (Irms)温升电流
Units	μH	mΩ		A	A
Tol	±20%	Typ	Max	Typ	Typ
CKSF1670 -1.0uH/M	1.00	0.89	1.05	66.0	33.0
CKSF1670 -1.5uH/M	1.50	1.35	1.55	49.0	30.0
CKSF1670 -2.2uH/M	2.20	1.90	2.20	40.0	25.0
CKSF1670 -3.3uH/M	3.30	2.68	3.10	34.0	23.0
CKSF1670 -4.7uH/M	4.70	3.47	4.00	32.0	20.0
CKSF1670 -5.6uH/M	5.60	4.50	5.20	26.0	18.0
CKSF1670 -6.5uH/M	6.50	5.48	6.30	23.0	16.0
CKSF1670 -8.2uH/M	8.20	7.15	8.25	21.0	15.0
CKSF1670 -10uH/M	10.00	8.70	10.0	18.0	13.0
CKSF1670 -15uH/M	15.00	12.30	14.2	17.0	11.0
CKSF1670 -22uH/M	22.00	20.30	23.5	14.0	8.5

Note:

- 1: All test data is reference to 25°C ambient.
- 2: Inductance measure condition at 100kHz, 0.1V.
- 3: Isat : DC current (A) that will cause L0 to drop approximately 30% Typ.
- 4: Irms: DC current (A) that will cause an approximate ΔT of 50°C
- 5: The part temperature (ambient + temp. rise) should not exceed 125 °C under worst case operating conditions. Circuit design, component placement, PCB trace size and thickness, airflow and other cooling provisions all affect the part temperature. Part temperature should be verified in the end application.

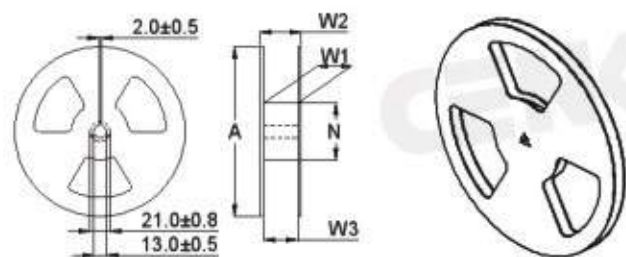
PACKAGING SPECIFICATION 包装规格

1. Carrier Tape Dimensions (mm)

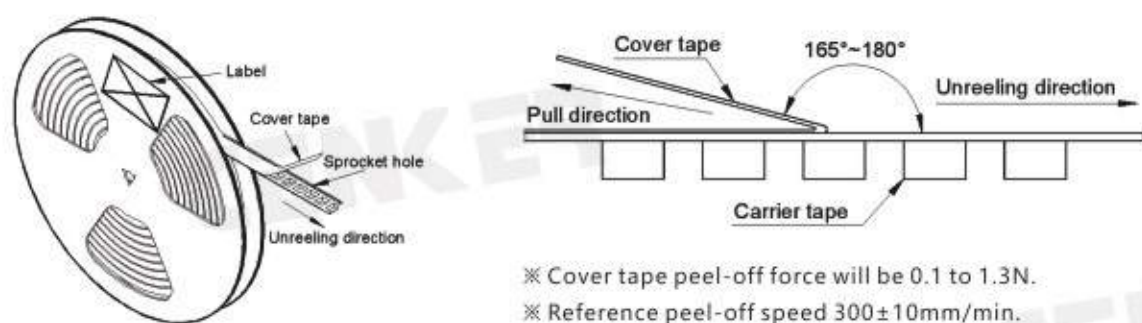


2. Reel dimensions (mm)

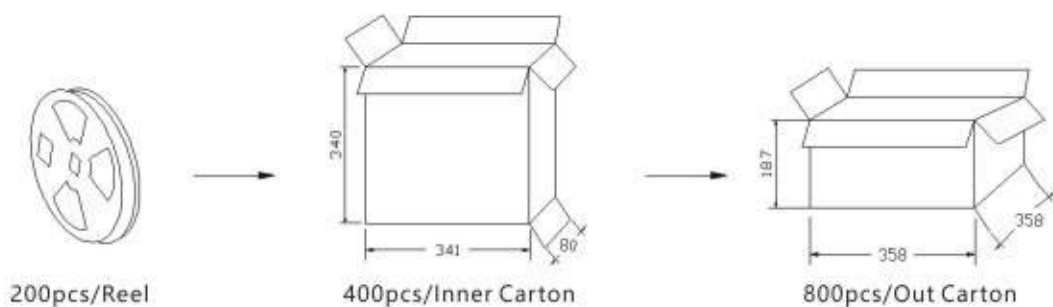
No.	Dimension
A	330±2.0
N	100 Min
W1	32.4+2.0/-0
W2	38.4 Max
W3	31.90 Min



3. Cover tape peel-off condition



4. Carton Dimensions and Packing Quantity



组装大电流功率电感 CKDFU 系列 HIGH CURRENT POWER INDUCTOR CKDFU SERIES



• FEATURES 特性

1. Assemblage design, sturdy structure, Four false feet increase the stability of high-frequency vibration of the product.
组立式设计, 结构坚固, 四个假脚增加产品的高频振动环境稳定性。
2. Magnetic shielded structure with low magnetic flux.
磁屏蔽结构, 磁漏小。
3. leakage low DC resistance, support high-currents.
低直流电阻, 提供大电流。

• APPLICATIONS 用途

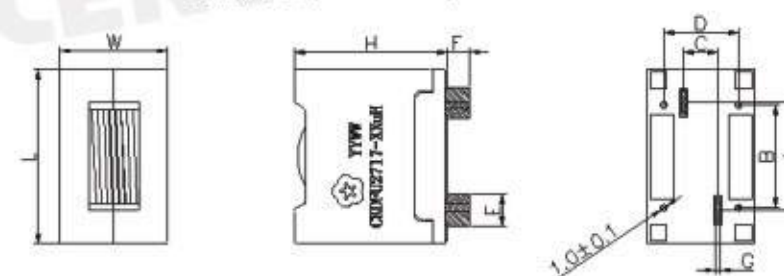
1. Speicherdrossel für hocheffiziente DC/DC. 高效直流/直流储能扼流圈。
2. Resonante Schaltnetzteile. 谐振开关电源。

• PART NUMBERING SYSTEM 品名系统

CKDFU 2717 - 10uH /M
 (1) (2) (3) (4)

(1) Type 型号 (2) External Dimensions 外形尺寸 (3) Inductance 电感值 (4) Inductance Tolerance 电感值公差 (M:±20%)

• SHAPES AND DIMENSIONS 外形尺寸 (Unit:mm)

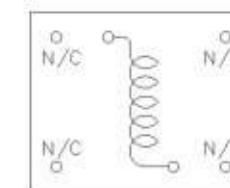


TYPE(型号)	L	W	H	A	B
CKDFU2717	26.9±0.5	16.0Max	24.0 Max	16.5±0.5	15.8±0.5
	C	D	E	F	G
	5.2±0.5	11.4±0.3	3.30±0.5	1.0±0.1	0.8±0.15

• REFERENCE HOLE PATTERN 参考焊盘尺寸 (Unit:mm)



• SCHEMATIC 原理图



• STRUCTURE AND MATERIAL 结构与材料



Part	Components (组件)	Material(材料)
A	Core	Ferrite
B	Base	Phenolic Molding Compound
C	Wire	Polyurethane enameled copper wire
D	Marking	Ink

• TEMPERATURE RATING 额定温度

1. Operating temperature range (individual chip without packing): -40°C to +125°C

工作温度范围: -40°C ~ +125°C

2. Storage temperature range (packaging conditions): -10°C~+40°C and RH 70% (Max.)

储存温度范围 (包装条件): -10°C~+40°C, 相对湿度70% (最大值)

• TEST AND MEASUREMENT PROCEDURES 测试项目与测试条件

1. Inductance 电感值(L)

Test equipment: HP4284A meter or equivalent

测试设备: HP4284A仪表或同等仪表

Inductance tested at 100kHz,0.1V

在100kHz, 0.1V下测试电感值

2. DC Resistance 直流电阻(DCR)

Test equipment: Keysight 34420A or equivalent

测试设备: Keysight 34420A或同等设备

3. Saturation Current 饱和电流(Isat)

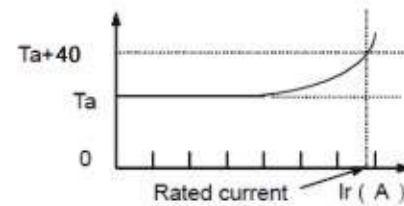
Test equipment: WK3260B LCRmeter/WK3265B or equivalent.

测试设备: WK3260B LCRmeter/WK3265B或同等设备

4. Temperature rise current 温升电流(Irms)

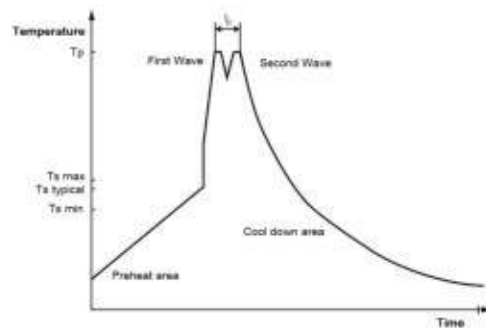
Irms is direct electric current as chip surface temperature rose just 40 against chip initial surface temperature (Ta)

电感加载直流电, 电感表面温度相比于电感初始表面温度升高40度



• Reflow Soldering 回流焊

Profile Feature		Pb-Free Assembly	Sn-Pb Assembly
Preheat Temperature Min	Ts min	100 °C	100 °C
Preheat Temperature Typical	Ts typical	120 °C	120 °C
Preheat Temperature Max	Ts max	130 °C	130 °C
Preheat Time ts from Ts min to Ts max	ts	70 seconds	70 seconds
Ramp-up Rate	Δ T	150 °C max.	150 °C max.
Peak Temperature	Tp	250 °C - 260 °C	235 °C - 260 °C
Time of actual peak temperature	tp	max. 10 seconds max. 5 seconds each wave	max. 10 seconds max. 5 seconds each wave
Ramp-down Rate, Min		~ 2 K/ second	~ 2 K/ second
Ramp-down Rate, Typical		~ 3.5 K/ second	~ 3.5 K/ second
Ramp-down Rate, Max		~ 5 K/ second	~ 5 K/ second
Time 25 °C to 25 °C		4 minutes	4 minutes



■ SPECIFICATION TABLE 规格特性表

CKDFU2717 Series

PART NUMBER 品名	Inductance 电感值	DC Resistance 直流电阻		Saturation Current (Isat)饱和电流	Rated Current (Irms)温升电流
		mΩ			
Units	μH			A	A
Tol	±20%	Typ	Max	Typ	Typ
CKDFU2717-3.3uH/M	3.30	2.30	2.60	104.0	26.0
CKDFU2717-4.7uH/M	4.70	2.30	2.60	69.0	26.0
CKDFU2717-6.8uH/M	6.80	2.30	2.60	53.0	26.0
CKDFU2717-10uH/M	10.0	2.30	2.60	34.0	26.0
CKDFU2717-15uH/M	15.0	2.30	2.60	23.0	26.0
CKDFU2717-22uH/M	22.0	2.30	2.60	14.7	26.0
CKDFU2717-33uH/M	33.0	2.30	2.60	9.20	26.0

Note:

1: All test data is reference to 25°C ambient.

2: Test Condition: 100kHz, 0.1Vrms

3: Isat : DC current (A) that will cause L0 to drop approximately 30% Typ.

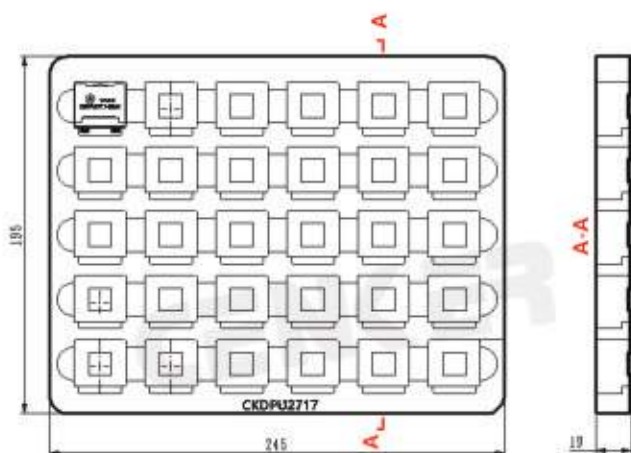
4: Irms: DC current (A) that will cause an approximate ΔT of 40°C

5: The part temperature (ambient + temp. rise) should not exceed 125 °C under worst case operating conditions.

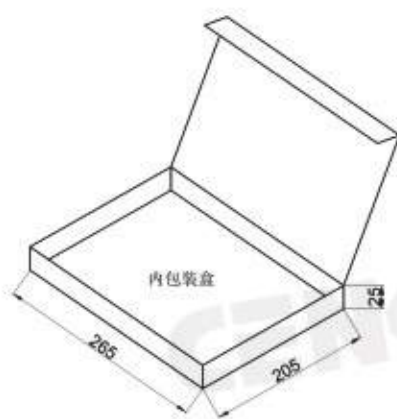
Circuit design, component placement, PCB trace size and thickness, airflow and other cooling provisions all affect the part temperature. Part temperature should be verified in the end application.

PACKAGING SPECIFICATION 包装规格

1. Plastic Tray Dimensions (mm)



数量: 30pcs/盒



数量: 30pcs*1盒=30pcs /内盒



数量: 30pcs*9内盒=270pcs /外箱

数字功放电感 CKDP 系列 DIGITAL AMPLIFIER INDUCTOR CKDP SERIES



FEATURES 特性

1. Assemblage design, sturdy structure.
2. Magnetic shielded structure with low magnetic flux.
3. leakage low DC resistance, support high-currents.

组立式设计, 结构坚固。
磁屏蔽结构, 磁漏小。
低直流电阻, 提供大电流。

APPLICATIONS 用途

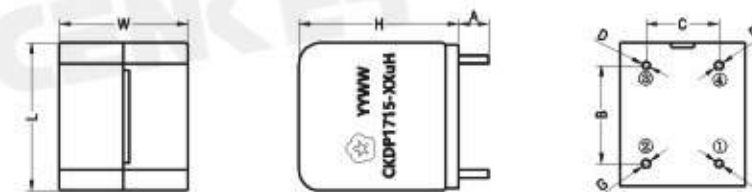
1. Support high-output of AV amplifiers and car amplifiers and so on. 支持AV功放和车载功放等应用。
2. Best suited as LPF inductor for Digital Amplifier(Class-D Amp). 最适合用作数字放大器 (D类放大器) 的低通滤波器电感。

PART NUMBERING SYSTEM 品名系统

CKDP 1715 - 10uH /M
(1) (2) (3) (4)

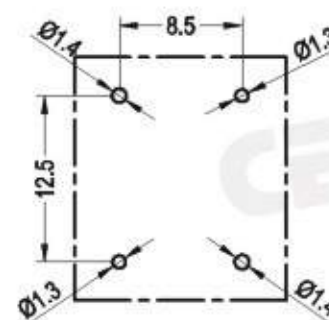
(1) Type 型号 (2) External Dimensions 外形尺寸 (3) Inductance 电感值 (4) Inductance Tolerance 电感值公差 (M:±20%)

SHAPES AND DIMENSIONS 外形尺寸 (Unit:mm)

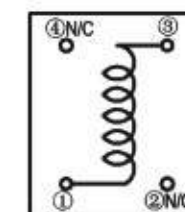


TYPE(型号)	L	W	H	A	B
CKDP1715	17.5±0.5	15±0.5	19.3Max	3.5±0.5	12.5±0.5
	C	D	E	F	G
	8.5±0.5	0.9±0.1	1.0±0.1	0.9±0.1	1.0±0.1

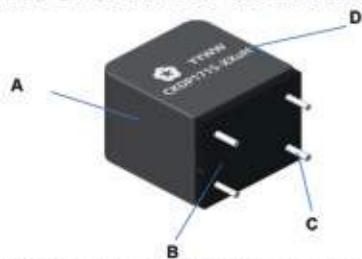
REFERENCE HOLE PATTERN 参考焊盘尺寸 (Unit:mm)



SCHEMATIC 原理图



• STRUCTURE AND MATERIAL 结构与材料



Part	Components (组件)	Material(材料)
A	Core	Ferrite
B	Base	Phenolic Molding Compound
C	Wire	Polyurethane enameled copper wire
D	Marking	Ink

• TEMPERATURE RATING 额定温度

1. Operating temperature range (individual chip without packing): -40°C to +125°C 工作温度范围: -40°C ~ +125°C
2. Storage temperature range (packaging conditions): -10°C~+40°C and RH 70% (Max.)
储存温度范围 (包装条件) : -10°C~+40°C, 相对湿度70% (最大值)

• TEST AND MEASUREMENT PROCEDURES 测试项目与测试条件

1. Inductance 电感值(L)

Test equipment: HP4284A meter or equivalent
测试设备: HP4284A仪表或同等仪表
Inductance tested at 100kHz,0.1V
在100kHz, 0.1V下测试电感值

2. DC Resistance 直流电阻(DCR)

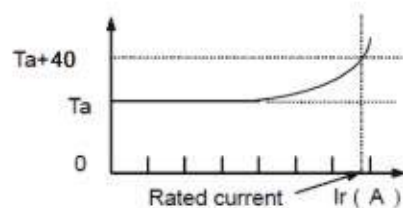
Test equipment: Keysight 34420A or equivalent
测试设备: Keysight 34420A或同等设备

3. Saturation Current 饱和电流(Isat)

Test equipment: WK3260B LCRmeter/WK3265B or equivalent.
测试设备: WK3260B LCRmeter/WK3265B或同等设备。

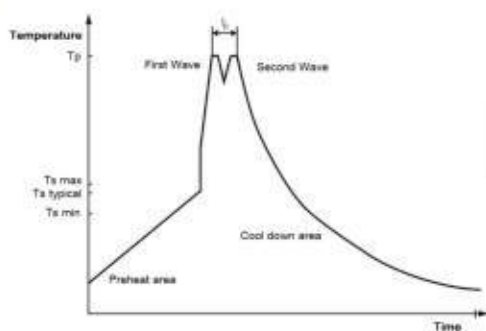
4. Temperature rise current 温升电流(Irms)

Irms is direct electric current as chip surface temperature rose just 40 against chip initial surface temperature (Ta)
电感加载直流电, 电感表面温度仅比电感初始表面温度升高40度



• Reflow Soldering 回流焊

Profile Feature		Pb-Free Assembly	Sn-Pb Assembly
Preheat Temperature Min	Ts min	100 °C	100 °C
Preheat Temperature Typical	Ts typical	120 °C	120 °C
Preheat Temperature Max	Ts max	130 °C	130 °C
Preheat Time ts from Ts min to Ts max	ts	70 seconds	70 seconds
Ramp-up Rate	Δ T	150 °C max.	150 °C max.
Peak Temperature	Tp	250 °C - 260 °C	235 °C - 260 °C
Time of actual peak temperature	tp	max. 10 seconds max. 5 seconds each wave	max. 10 seconds max. 5 seconds each wave
Ramp-down Rate, Min		~ 2 K/ second	~ 2 K/ second
Ramp-down Rate, Typical		~ 3.5 K/ second	~ 3.5 K/ second
Ramp-down Rate, Max		~ 5 K/ second	~ 5 K/ second
Time 25 °C to 25 °C		4 minutes	4 minutes



■ SPECIFICATION TABLE 规格特性表

CKDP1715 Series

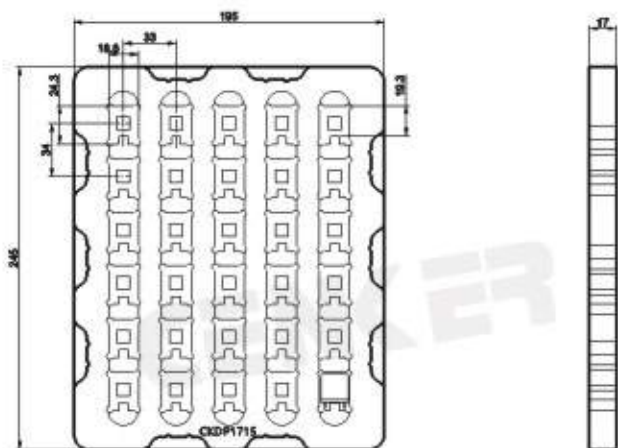
PART NUMBER 品名	Inductance 电感值 μH	DC Resistance 直流电阻 mΩ		Saturation Current (Isat)饱和电流 A	Rated Current (Irms)温升电流 A
		Typ	Max		
Units					
Tol	±20%	Typ	Max	Typ	Typ
CKDP1715-10uH/M	10	10	12	26	9.1
CKDP1715-12uH/M	12	10	12	25	9.1
CKDP1715-15uH/M	15	10	12	18	9.1
CKDP1715-18uH/M	18	10	12	16	9.1
CKDP1715-22uH/M	22	10	12	13	9.1
CKDP1715-33uH/M	33	10	12	8	9.1
CKDP1715-56uH/M	56	10	12	6	9.1

Note:

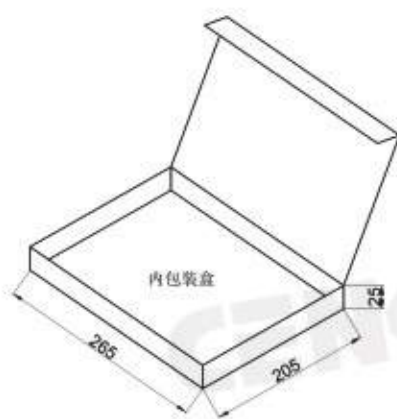
- 1: All test data is reference to 25°C ambient.
- 2: Test Condition: 1kHz, 1Vrms
- 3: Isat : DC current (A) that will cause L0 to drop approximately 25% Typ.
- 4: Irms: DC current (A) that will cause an approximate ΔT of 40°C
- 5: The part temperature (ambient + temp. rise) should not exceed 125 °C under worst case operating conditions. Circuit design, component placement, PCB trace size and thickness, airflow and other cooling provisions all affect the part temperature. Part temperature should be verified in the end application.

PACKAGING SPECIFICATION 包装规格

1. Plastic Tray Dimensions (mm)



数量: 30pcs/盒



数量: 30pcs*1盒=30pcs /内盒



数量: 30pcs*9内盒=270pcs /外箱

数字功放电感 CKDP 系列 DIGITAL AMPLIFIER INDUCTOR CKDP SERIES



FEATURES 特性

1. Assemblage design, sturdy structure.
2. Magnetic shielded structure with low magnetic flux.
3. leakage low DC resistance, support high-currents.

组立式设计, 结构坚固。
磁屏蔽结构, 磁漏小。
低直流电阻, 提供大电流。

APPLICATIONS 用途

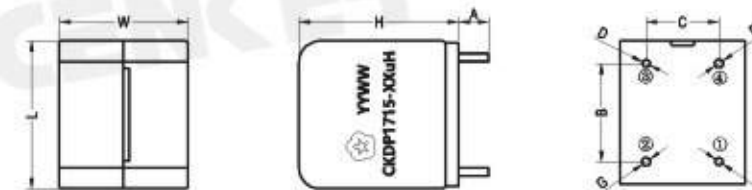
1. Support high-output of AV amplifiers and car amplifiers and so on. 支持AV功放和车载功放等应用。
2. Best suited as LPF inductor for Digital Amplifier(Class-D Amp). 最适合用作数字放大器 (D类放大器) 的低通滤波器电感。

PART NUMBERING SYSTEM 品名系统

CKDP 1715 F - 10uH /M
(1) (2) (3) (4) (5)

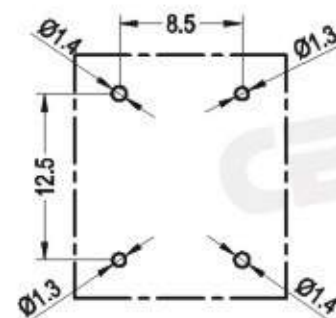
- (1) Type 型号 (2) External Dimensions 外形尺寸 (3) Coil is flat wire 线圈为扁平线 (4) Inductance 电感值
(5) Inductance Tolerance 电感值公差 (M:±20%)

SHAPES AND DIMENSIONS 外形尺寸 (Unit:mm)

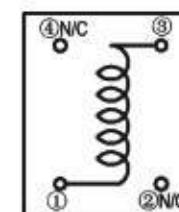


TYPE(型号)	L	W	H	A	B
CKDP1715F	17.5±0.5	15±0.5	19.3Max	3.5±0.5	12.5±0.5
	C	D	E	F	G
	8.5±0.5	0.9±0.1	1.0±0.1	0.9±0.1	1.0±0.1

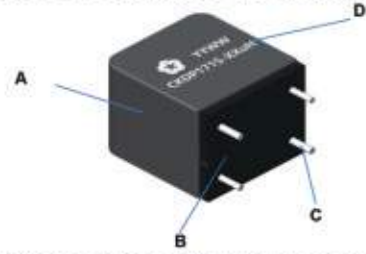
REFERENCE HOLE PATTERN 参考焊盘尺寸 (Unit:mm)



SCHEMATIC 原理图



• STRUCTURE AND MATERIAL 结构与材料



Part	Components (组件)	Material(材料)
A	Core	Ferrite
B	Base	Phenolic Molding Compound
C	Wire	Polyurethane enameled copper wire
D	Marking	Ink

• TEMPERATURE RATING 额定温度

- Operating temperature range (individual chip without packing): -40°C to +125°C 工作温度范围: -40°C ~ +125°C
- Storage temperature range (packaging conditions): -10°C~+40°C and RH 70% (Max.)
储存温度范围 (包装条件) : -10°C~+40°C, 相对湿度70% (最大值)

• TEST AND MEASUREMENT PROCEDURES 测试项目与测试条件

1. Inductance 电感值(L)

Test equipment: HP4284A meter or equivalent
测试设备: HP4284A仪表或同等仪表
Inductance tested at 100kHz,0.1V
在100kHz, 0.1V下测试电感值

2. DC Resistance 直流电阻(DCR)

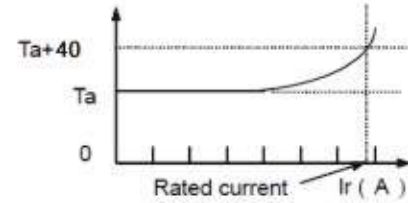
Test equipment: Keysight 34420A or equivalent
测试设备: Keysight 34420A或同等设备

3. Saturation Current 饱和电流(Isat)

Test equipment: WK3260B LCRmeter/WK3265B or equivalent.
测试设备: WK3260B LCRmeter/WK3265B或同等设备。

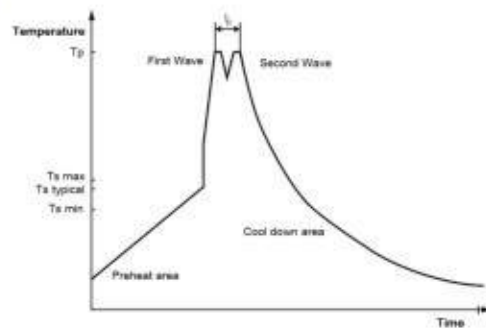
4. Temperature rise current 温升电流(Irms)

Irms is direct electric current as chip surface temperature rose just 40 against chip initial surface temperature (Ta)
电感加载直流电, 电感表面温度仅比电感初始表面温度升高40度



• Reflow Soldering 回流焊

Profile Feature		Pb-Free Assembly	Sn-Pb Assembly
Preheat Temperature Min	Ts min	100 °C	100 °C
Preheat Temperature Typical	Ts typical	120 °C	120 °C
Preheat Temperature Max	Ts max	130 °C	130 °C
Preheat Time ts from Ts min to Ts max	ts	70 seconds	70 seconds
Ramp-up Rate	Δ T	150 °C max.	150 °C max.
Peak Temperature	Tp	250 °C - 260 °C	235 °C - 260 °C
Time of actual peak temperature	tp	max. 10 seconds max. 5 seconds each wave	max. 10 seconds max. 5 seconds each wave
Ramp-down Rate, Min		~ 2 K/ second	~ 2 K/ second
Ramp-down Rate, Typical		~ 3.5 K/ second	~ 3.5 K/ second
Ramp-down Rate, Max		~ 5 K/ second	~ 5 K/ second
Time 25 °C to 25 °C		4 minutes	4 minutes



■ SPECIFICATION TABLE 规格特性表

CKDP1715F Series

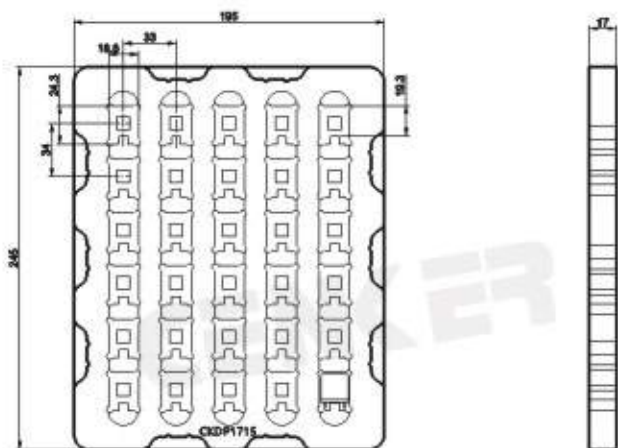
PART NUMBER 品名	Inductance 电感值 μH	DC Resistance 直流电阻 mΩ		Saturation Current (Isat)饱和电流 A	Rated Current (Irms)温升电流 A
		Typ	Max		
Units					
Tol	±20%	Typ	Max	Typ	Typ
CKDP1715F-8.2uH/M	8.2	5.9	6.8	34.0	19.0
CKDP1715F-10uH/M	10	7.2	8.5	29.5	17.0
CKDP1715F-12uH/M	12	7.2	8.5	25.0	17.0
CKDP1715F-15uH/M	15	7.2	8.5	20.0	17.0
CKDP1715F-18uH/M	18	7.2	8.5	17.0	17.0
CKDP1715F-22uH/M	22	7.2	8.5	14.0	17.0
CKDP1715F-33uH/M	33	7.2	8.5	9.0	17.0

Note:

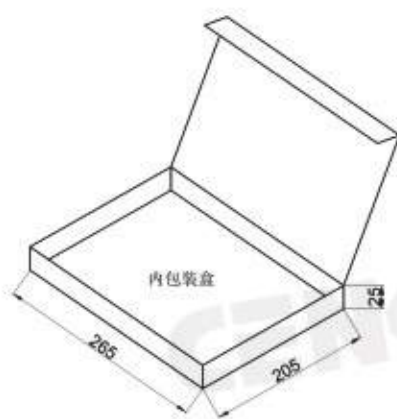
- All test data is reference to 25°C ambient.
- Test Condition: 1kHz, 1Vrms
- Isat : DC current (A) that will cause L0 to drop approximately 25% Typ.
- Irms: DC current (A) that will cause an approximate ΔT of 40°C
- The part temperature (ambient + temp. rise) should not exceed 125 °C under worst case operating conditions. Circuit design, component placement, PCB trace size and thickness, airflow and other cooling provisions all affect the part temperature. Part temperature should be verified in the end application.

PACKAGING SPECIFICATION 包装规格

1. Plastic Tray Dimensions (mm)



数量: 30pcs/盒



数量: 30pcs*1盒=30pcs/内盒



数量: 30pcs*9内盒=270pcs/外箱

色环电感 CKL 系列 AXIAL FIXED INDUCTOR CKL SERIES

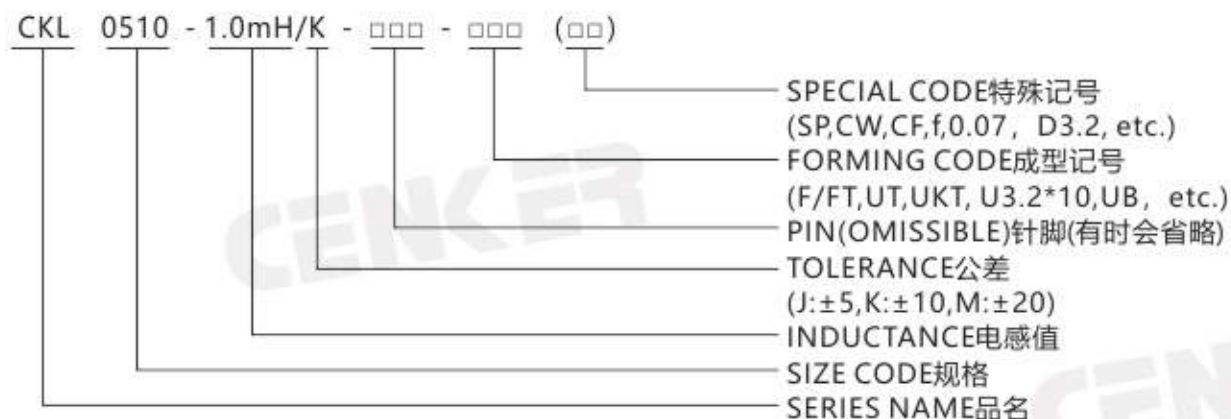
• FEATURES 特性

1. Design to be compact, small and light-weight, wide range of inductance
感量范围宽, 尺寸小, 重量轻。
2. Contribute to be high Q and self-resonant frequencies, tapping type that is convenient for automatic insertion, coating epoxy resin that ensure the humidity resistance to be long life.
高Q和SRF值, 卷装适用于自动插件, 使用寿命长。

• APPLICATIONS 用途

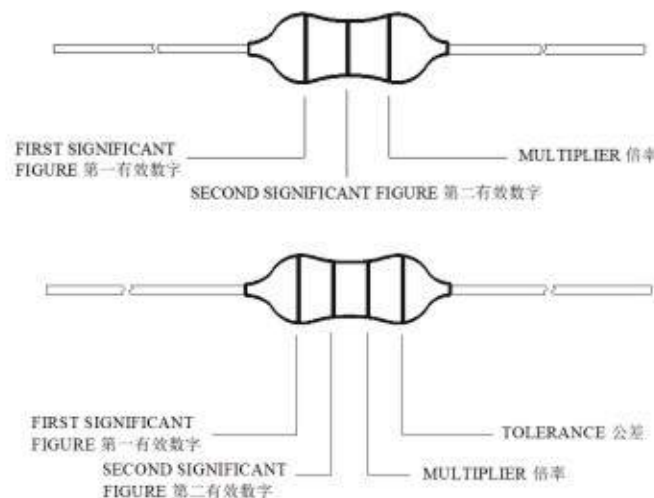
For TV, radios and radio transceivers, telephones. 用于TV、音响、收音机、电话机。
Others various electronic products. 用其他各种电子产品上。

• PART NUMBERING SYSTEM 品名系统



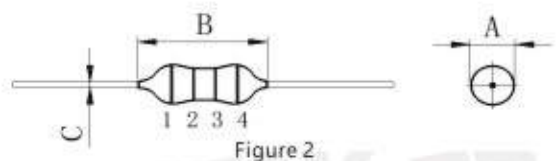
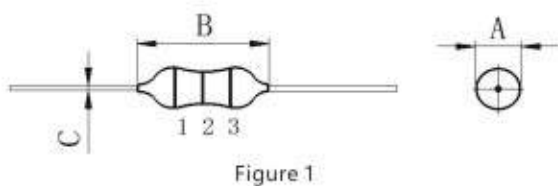
• Color Coding 颜色编码

The nominal inductance is marked. Color code listed in table below. 标称电感值用色码编码表示如下表所示。



Color 颜色	Nominal Inductance (uH) 标称电感值 (微亨)			Tolerance
	1st Figure	2nd Figure	Multiplier	
Black 黑	0		×1	±20%
Brown 棕	1		×10	—
Red 红	2		×100	—
Orange 橙	3		×1000	—
Yellow 黄	4		—	—
Green 绿	5		—	—
Blue 蓝	6		—	—
Violet 紫	7		—	—
Gray 灰	8		—	—
White 白	9		—	—
Gold 金	—		×0.1	±5%
Silver 银	—		×0.01	±10%

SHAPES AND DIMENSIONS 外形尺寸 (Unit:mm)

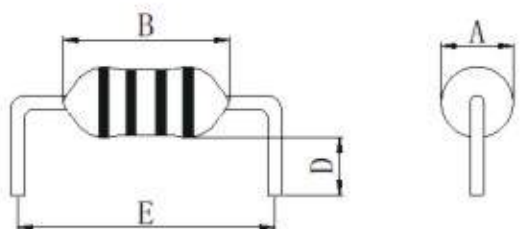


Type	Dimension(mm)			Figure
	A(Max)	B(Max)	C*(±0.1)	
CKL0204	Ø2.8	4.8	Ø0.45	1
CKL0307	Ø3.0/Ø3.2	7.0	Ø0.50	2
CKL0410	Ø4.0	10.5	Ø0.60	2
CKL0412	Ø4.5/5.0	12.7	Ø0.65	2
CKL0510	Ø5.0	11.0	Ø0.60	2
CKL0512	Ø5.0	12.0	Ø0.60	2
CKL0514	Ø5.0/5.5	14.0/15.0	Ø0.65	2

*It depends on the actual situation.视情况定.

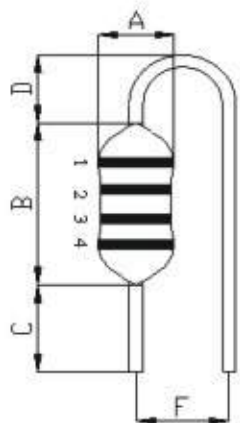
Appearance Dimensions of Forming 成型外观尺寸

1.U-forming(Horizontal) U形成型(卧式)(UX*X)



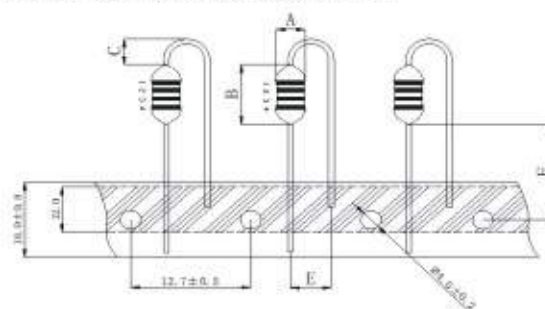
Type	Dimension(mm)			
	A(Max)	B(Max)	D(Min)	E
CKL0204	Ø2.8	4.8	2.4	7.5 ~ 12
CKL0307	Ø3.0/Ø3.2	7.0	2.4	10 ~ 15
CKL0410	Ø4.0	10.5	2.4	12.5 ~ 20
CKL0412	Ø4.5/5.0	12.7	2.4	15 ~ 20
CKL0510	Ø5.0	11.0	2.4	12.5 ~ 20
CKL0512	Ø5.0	12.0	2.4	15 ~ 20
CKL0514	Ø5.0/5.5	14.0/15.0	2.4	17.5 ~ 25

2.U-forming(Vertical) U形成型(立式)(UB)



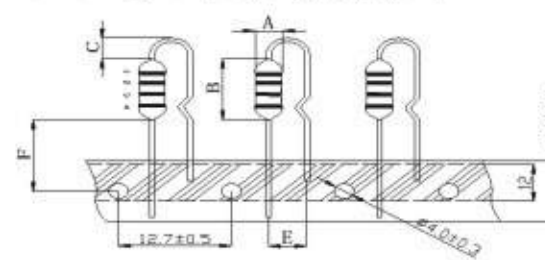
Type	Dimension(mm)				
	A(Max)	B(Max)	C	D(Max)	F
CKL0204	Ø2.8	4.8	3.0 ~ 6.0	3.0	2.5
CKL0307	Ø3.0/Ø3.2	7.0	3.0 ~ 6.0	3.0	2.5
CKL0410	Ø4.0	10.5	3.0 ~ 6.0	3.0	2.5/3.5/5.0
CKL0412	Ø4.5/5.0	12.7	3.0 ~ 5.0	3.0	5.0
CKL0510	Ø5.0	11.0	3.0 ~ 6.0	3.0	5.0
CKL0512	Ø5.0	12.0	3.0 ~ 5.0	3.0	5.0
CKL0514	Ø5.0/5.5	14.0/15.0	2.5 ~ 4.0	3.0	5.0

3.U-forming and Taping U形成型编带(UT)



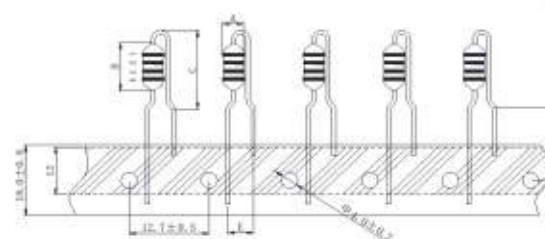
Type	Dimension(mm)				
	A(Max)	B(Max)	C(Max)	E	F(±2.0)
CKL0204	Ø2.8	4.8	3.0	2.5	22.0
CKL0307	Ø3.0/Ø3.2	7.0	3.0	2.5/5.0	20.0
CKL0410	Ø4.0	10.5	3.0	2.5/3.5/5.0	18.5
CKL0412	Ø4.5/5.0	12.7	3.0	5.0	17.5
CKL0510	Ø5.0	11.0	3.0	5.0	18.5
CKL0512	Ø5.0	12.0	3.0	5.0	17.5

4.UK-forming and Taping UK形成型编带(UKT)



Type	Dimension(mm)				
	A(Max)	B(Max)	C(Max)	E	F(±2.0)
CKL0307	Ø3.0/Ø3.2	7.0	3.0	5.0	20.0
CKL0410	Ø4.0	10.5	3.0	5.0	18.0
CKL0412	Ø4.5/5.0	12.7	3.0	5.0	17.0
CKL0510	Ø5.0	11.0	3.0	5.0	18.0
CKL0512	Ø5.0	12.0	3.0	5.0	17.0

5.R-forming and Taping R形成型编带(F/FT)



Type	Dimension(mm)				
	A(Max)	B(Max)	C(Max)	E	F(±2.0)
CKL0307	Ø3.0/Ø3.2	7.0	12.5	5.0	17.5±1.5
CKL0410	Ø4.0	10.5	13.5	5.0	17.5±1.5
CKL0412	Ø4.5/5.0	12.7	16.5	5.0	15.0Min
CKL0510	Ø5.0	11.0	14.5	5.0	17.5±1.5
CKL0512	Ø5.0	12.0	16.0	5.0	15.0Min

Electrical Characteristics 电气特性

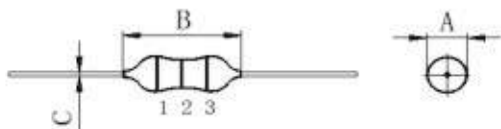
- Isat: DC current at which the inductance drops approximate 10% from its value without current;
- Irms: DC current that causes the temperature rise ($\Delta T \leq 40^\circ\text{C}$) from 25°C ambient.
- Rated Current: It is either the inductance is 10% lower than its initial value in DC saturation characteristics or temperature raise becomes $\Delta T = 40^\circ\text{C}$ ($T_a = 25^\circ\text{C}$), whichever is lower.
- Operating Temperature Ranges: $-25 \sim 85^\circ\text{C}$.
- Dielectric with standing voltage: 250V AC r.m.s.

Test Equipments 测试设备

- Inductance(L): HP 4284A/HM 9481/CD 1063/HP 4291A;
 - Q: HP 4284A/HM 9481;
 - DCR: CH 502A/CH 502BC;
 - SRF: HM 9461;
 - Rated Current/Isat./Irms.: HP 4284+HP 4284A/CD 1068+CD 1320.
- Test Condition: at 25°C , 75%H.

ELECTRICAL PARAMETERS 电气参数

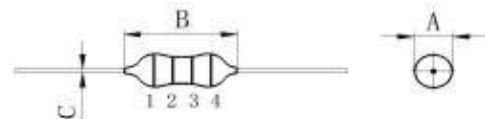
CKL0204 Series



A	B	C
Ø2.8 Max	4.8 Max	Ø0.45±0.1

PART NUMBER 品名	Inductance (µH) 电感	Q (Min) Q值	Frequency (MHz) 测试频率	DCR (Max) (Ω) 直流电阻	SRF (Min) (MHz) 自谐振频率	Rated Current (Max) (mA) 额定电流
CKL0204-0.22uH/M	0.22±20%	35	25.2	0.4	150	400
CKL0204-0.27uH/M	0.27±20%	35	25.2	0.43	150	380
CKL0204-0.33uH/M	0.33±20%	35	25.2	0.48	150	370
CKL0204-0.39uH/M	0.39±20%	35	25.2	0.51	150	350
CKL0204-0.47uH	0.47±10%/±20%	35	25.2	0.56	150	330
CKL0204-0.56uH	0.56±10%/±20%	35	25.2	0.61	150	320
CKL0204-0.68uH	0.68±10%/±20%	35	25.2	0.67	150	310
CKL0204-0.82uH	0.82±10%/±20%	35	25.2	0.74	150	290
CKL0204-1.0uH/K	1.0±10%	35	25.2	0.8	150	270
CKL0204-1.2uH/K	1.2±10%	40	7.96	0.9	110	260
CKL0204-1.5uH/K	1.5±10%	40	7.96	1	80	250
CKL0204-1.8uH/K	1.8±10%	40	7.96	1.1	60	240
CKL0204-2.2uH/K	2.2±10%	40	7.96	1.2	45	230
CKL0204-2.7uH/K	2.7±10%	40	7.96	1.3	40	220
CKL0204-3.3uH/K	3.3±10%	40	7.96	1.4	38	210
CKL0204-3.9uH/K	3.9±10%	40	7.96	1.5	36	200
CKL0204-4.7uH/K	4.7±10%	40	7.96	1.7	32	190
CKL0204-5.6uH/K	5.6±10%	40	7.96	1.9	30	180
CKL0204-6.8uH/K	6.8±10%	40	7.96	2	28	175
CKL0204-8.2uH/K	8.2±10%	40	7.96	2.2	26	165
CKL0204-10uH/K	10±10%	40	7.96	2.5	24	160
CKL0204-12uH/K	12±10%	40	2.52	2.5	22	150
CKL0204-15uH/K	15±10%	40	2.52	2.8	20	145
CKL0204-18uH/K	18±10%	40	2.52	3.1	16.7	140
CKL0204-22uH/K	22±10%	40	2.52	3.4	15	130
CKL0204-27uH/K	27±10%	40	2.52	4.3	13	80
CKL0204-33uH/K	33±10%	40	2.52	4.7	12	76
CKL0204-39uH/K	39±10%	40	2.52	5.2	11	74
CKL0204-47uH/K	47±10%	40	2.52	5.8	9	70
CKL0204-56uH/K	56±10%	40	2.52	6.4	8	68
CKL0204-68uH/K	68±10%	40	2.52	7.2	7	64
CKL0204-82uH/K	82±10%	40	2.52	9.5	6.5	46
CKL0204-100uH/K	100±10%	40	2.52	12	6	44
CKL0204-120uH/K	120±10%	40	0.796	13	5.5	42
CKL0204-150uH/K	150±10%	40	0.796	16	5	39
CKL0204-180uH/K	180±10%	40	0.796	18	4.8	37
CKL0204-220uH/K	220±10%	40	0.796	20	4.5	35
CKL0204-270uH/K	270±10%	30	0.796	20	3.5	25
CKL0204-330uH/K	330±10%	30	0.796	20	3	25

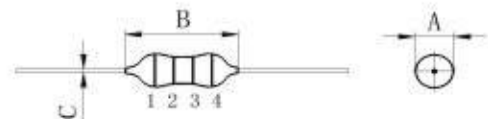
CKL0307 Series



A	B	C
Ø3.0/3.2 Max	7.0 Max	Ø0.5±0.1

PART NUMBER 品名	Inductance (µH) 电感	Q (Min) Q值	Frequency (MHz) 测试频率	DCR (Max) (Ω) 直流电阻	SRF (Min) (MHz) 自谐振频率	Rated Current (Max) (mA) 额定电流
CKL0307-0.22uH/M	0.22±20%	40	25.2	0.08	150	740
CKL0307-0.27uH/M	0.27±20%	40	25.2	0.085	150	740
CKL0307-0.33uH/M	0.33±20%	40	25.2	0.095	150	740
CKL0307-0.39uH/M	0.39±20%	40	25.2	0.1	150	740
CKL0307-0.47uH	0.47±10%/±20%	40	25.2	0.11	150	740
CKL0307-0.56uH	0.56±10%/±20%	40	25.2	0.12	150	740
CKL0307-0.68uH	0.68±10%/±20%	40	25.2	0.13	150	740
CKL0307-0.82uH	0.82±10%/±20%	40	25.2	0.14	150	740
CKL0307-1.0uH/K	1.0±10%	40	25.2	0.15	150	740
CKL0307-1.2uH/K	1.2±10%	40	7.96	0.18	150	740
CKL0307-1.5uH/K	1.5±10%	40	7.96	0.2	150	700
CKL0307-1.8uH/K	1.8±10%	50	7.96	0.23	125	655
CKL0307-2.2uH/K	2.2±10%	50	7.96	0.27	110	630
CKL0307-2.7uH/K	2.7±10%	50	7.96	0.28	95	595
CKL0307-3.3uH/K	3.3±10%	50	7.96	0.3	70	575
CKL0307-3.9uH/K	3.9±10%	50	7.96	0.32	65	555
CKL0307-4.7uH/K	4.7±10%	50	7.96	0.35	36	530
CKL0307-5.6uH/K	5.6±10%	50	7.96	0.4	32	500
CKL0307-6.8uH/K	6.8±10%	50	7.96	0.48	28	470
CKL0307-8.2uH/K	8.2±10%	50	7.96	0.56	23	425
CKL0307-10uH/K	10±10%	50	7.96	0.75	18	370
CKL0307-12uH/K	12±10%	50	2.52	0.8	17	350
CKL0307-15uH/K	15±10%	50	2.52	0.93	16	335
CKL0307-18uH/K	18±10%	50	2.52	1	15	315
CKL0307-22uH/K	22±10%	50	2.52	1.2	13	285
CKL0307-27uH/K	27±10%	50	2.52	1.8	11	270
CKL0307-33uH/K	33±10%	50	2.52	2.1	10	255
CKL0307-39uH/K	39±10%	50	2.52	2.3	9.5	240
CKL0307-47uH/K	47±10%	50	2.52	2.6	8.5	205
CKL0307-56uH/K	56±10%	50	2.52	2.9	7.5	195
CKL0307-68uH/K	68±10%	50	2.52	3.3	6.5	185
CKL0307-82uH/K	82±10%	50	2.52	3.8	6	175
CKL0307-100uH/K	100±10%	50	2.52	4.2	5.5	165
CKL0307-120uH/K	120±10%	60	0.796	4.7	5.4	160
CKL0307-150uH/K	150±10%	60	0.796	5.4	4.7	150
CKL0307-180uH/K	180±10%	60	0.796	6	4.3	140
CKL0307-220uH/K	220±10%	60	0.796	7	4	130
CKL0307-270uH/K	270±10%	60	0.796	7.7	3.7	120
CKL0307-330uH/K	330±10%	60	0.796	11.1	3.4	100
CKL0307-390uH/K	390±10%	60	0.796	12.6	2.8	95
CKL0307-470uH/K	470±10%	60	0.796	14	2.5	90
CKL0307-560uH/K	560±10%	60	0.796	15.5	2.3	85
CKL0307-680uH/K	680±10%	60	0.796	25.3	2	75
CKL0307-820uH/K	820±10%	60	0.796	27.5	1.5	65
CKL0307-1.0mH/K	1000±10%	50	0.796	31.4	1.2	60
CKL0307-1.2mH/K	1200±10%	50	0.252	37	0.9	50
CKL0307-1.5mH/K	1500±10%	45	0.252	39	0.8	40

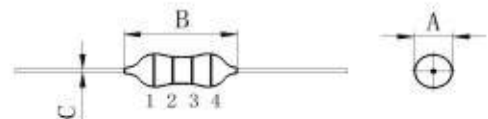
CKL0410 Series



A	B	C
Ø4.0 Max	10.5 Max	Ø0.6±0.1

PART NUMBER 品名	Inductance (µH) 电感	Q (Min) Q值	Frequency (MHz) 测试频率	DCR (Max) (Ω) 直流电阻	SRF (Min) (MHz) 自谐频率	Rated Current (Max) (mA) 额定电流
CKL0410-0.27uH/M	0.27±20%	45	25.2	0.09	270	980
CKL0410-0.33uH/M	0.33±20%	45	25.2	0.1	250	980
CKL0410-0.39uH/M	0.39±20%	45	25.2	0.12	230	980
CKL0410-0.47uH	0.47±10%/±20%	45	25.2	0.13	220	980
CKL0410-0.56uH	0.56±10%/±20%	45	25.2	0.14	200	980
CKL0410-0.68uH	0.68±10%/±20%	45	25.2	0.15	190	980
CKL0410-0.82uH	0.82±10%/±20%	45	25.2	0.16	172	980
CKL0410-1.0uH/K	1.0±10%	45	25.2	0.17	157	920
CKL0410-1.2uH/K	1.2±10%	50	7.96	0.18	144	880
CKL0410-1.5uH/K	1.5±10%	50	7.96	0.2	130	830
CKL0410-1.8uH/K	1.8±10%	55	7.96	0.22	121	790
CKL0410-2.2uH/K	2.2±10%	55	7.96	0.24	110	750
CKL0410-2.7uH/K	2.7±10%	60	7.96	0.25	100	720
CKL0410-3.3uH/K	3.3±10%	60	7.96	0.3	94	670
CKL0410-3.9uH/K	3.9±10%	60	7.96	0.35	80	640
CKL0410-4.7uH/K	4.7±10%	60	7.96	0.4	80	620
CKL0410-5.6uH/K	5.6±10%	60	7.96	0.43	74	590
CKL0410-6.8uH/K	6.8±10%	60	7.96	0.48	68	550
CKL0410-8.2uH/K	8.2±10%	60	7.96	0.52	53	530
CKL0410-10uH/K	10±10%	60	7.96	0.58	40	500
CKL0410-12uH/K	12±10%	60	2.52	0.63	34	480
CKL0410-15uH/K	15±10%	60	2.52	0.72	20	460
CKL0410-18uH/K	18±10%	60	2.52	0.77	14	430
CKL0410-22uH/K	22±10%	50	2.52	0.84	9.9	410
CKL0410-27uH/K	27±10%	50	2.52	0.94	7.6	390
CKL0410-33uH/K	33±10%	50	2.52	1.03	6.3	370
CKL0410-39uH/K	39±10%	50	2.52	1.12	6.3	350
CKL0410-47uH/K	47±10%	40	2.52	1.22	6.3	340
CKL0410-56uH/K	56±10%	40	2.52	1.34	6.2	320
CKL0410-68uH/K	68±10%	40	2.52	1.47	5.7	305
CKL0410-82uH/K	82±10%	35	2.52	1.62	5.3	290
CKL0410-100uH/K	100±10%	30	2.52	1.8	4.8	275
CKL0410-120uH/K	120±10%	60	0.796	3	3.8	185
CKL0410-150uH/K	150±10%	60	0.796	4.2	3.5	175
CKL0410-180uH/K	180±10%	60	0.796	4.6	3.3	165
CKL0410-220uH/K	220±10%	50	0.796	5.1	3	155
CKL0410-270uH/K	270±10%	50	0.796	6	2.8	145
CKL0410-330uH/K	330±10%	50	0.796	6.4	2.6	137
CKL0410-390uH/K	390±10%	50	0.796	7	2.4	133
CKL0410-470uH/K	470±10%	50	0.796	7.7	2.25	126
CKL0410-560uH/K	560±10%	50	0.796	8.5	2.1	120
CKL0410-680uH/K	680±10%	50	0.796	9.4	1.9	113
CKL0410-820uH/K	820±10%	40	0.796	12	1.85	105
CKL0410-1.0mH/K	1000±10%	40	0.796	17.4	1.4	100
CKL0410-1.2mH/K	1200±10%	40	0.252	20	1.2	90
CKL0410-1.5mH/K	1500±10%	30	0.252	25	1	85
CKL0410-1.8mH/K	1800±10%	30	0.252	30	0.9	80
CKL0410-2.2mH/K	2200±10%	30	0.252	35	0.8	70
CKL0410-2.7mH/K	2700±10%	30	0.252	40	0.7	65
CKL0410-3.3mH/K	3300±10%	30	0.252	65	0.65	60
CKL0410-3.9mH/K	3900±10%	30	0.252	71	0.65	50
CKL0410-4.7mH/K	4700±10%	30	0.252	78	0.6	40
CKL0410-5.6mH/K	5600±10%	30	0.252	100	0.56	30
CKL0410-6.8mH/K	6800±10%	30	0.252	125	0.54	30

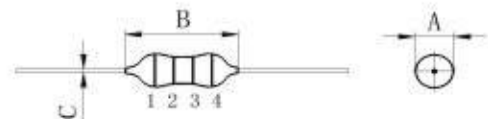
CKL0412 Series



A	B	C
Ø4.5/5.0 Max	12.7 Max	Ø0.65±0.1

PART NUMBER 品名	Inductance (µH) 电感	Frequency (MHz) 测试频率	DCR (Max) (Ω) 直流电阻	SRF (Min) (MHz) 自谐频率	Isat. (Max) (mA) 饱和电流	Irms. (Max) (mA) 温升电流
CKL0412-1.0uH	1.0±10%/±20%	7.96	0.018	190	3000	3300
CKL0412-1.2uH	1.2±10%/±20%	7.96	0.019	170	2700	3200
CKL0412-1.5uH	1.5±10%/±20%	7.96	0.02	160	2500	3100
CKL0412-1.8uH	1.8±10%/±20%	7.96	0.023	150	2100	2900
CKL0412-2.2uH	2.2±10%/±20%	7.96	0.031	130	2000	2600
CKL0412-2.7uH	2.7±10%/±20%	7.96	0.033	120	1900	2500
CKL0412-3.3uH	3.3±10%/±20%	7.96	0.054	110	1700	1900
CKL0412-3.9uH	3.9±10%/±20%	7.96	0.06	100	1500	1800
CKL0412-4.7uH	4.7±10%/±20%	7.96	0.068	86	1400	1700
CKL0412-5.6uH	5.6±10%/±20%	7.96	0.074	64	1300	1600
CKL0412-6.8uH	6.8±10%/±20%	7.96	0.08	44	1200	1600
CKL0412-8.2uH	8.2±10%/±20%	7.96	0.087	32	1100	1500
CKL0412-10uH/K	10±10%	1kHz	0.095	25	970	1500
CKL0412-12uH/K	12±10%	1kHz	0.11	17	880	1400
CKL0412-15uH/K	15±10%	1kHz	0.15	13	790	1200
CKL0412-18uH/K	18±10%	1kHz	0.16	10	710	1100
CKL0412-22uH/K	22±10%	1kHz	0.19	8.4	640	1000
CKL0412-27uH/K	27±10%	1kHz	0.22	8	580	950
CKL0412-33uH/K	33±10%	1kHz	0.24	7.6	530	910
CKL0412-39uH/K	39±10%	1kHz	0.26	7.1	480	880
CKL0412-47uH/K	47±10%	1kHz	0.35	6	430	790
CKL0412-56uH/K	56±10%	1kHz	0.47	5.8	400	650
CKL0412-68uH/K	68±10%	1kHz	0.53	4.3	370	610
CKL0412-82uH/K	82±10%	1kHz	0.6	4.1	330	580
CKL0412-100uH/K	100±10%	1kHz	0.67	3.9	300	550
CKL0412-120uH/K	120±10%	1kHz	0.9	3.6	270	470
CKL0412-150uH/K	150±10%	1kHz	1.2	3.2	250	410
CKL0412-180uH/K	180±10%	1kHz	1.4	2.8	220	380
CKL0412-220uH/K	220±10%	1kHz	1.9	2.3	200	320
CKL0412-270uH/K	270±10%	1kHz	2.1	2.1	180	310
CKL0412-330uH/K	330±10%	1kHz	2.4	1.9	170	290
CKL0412-390uH/K	390±10%	1kHz	3	1.7	150	260
CKL0412-470uH/K	470±10%	1kHz	3.4	1.4	140	240
CKL0412-560uH/K	560±10%	1kHz	4.7	1.3	130	210
CKL0412-680uH/K	680±10%	1kHz	6.4	1.2	110	180
CKL0412-820uH/K	820±10%	1kHz	7.1	1.1	100	170
CKL0412-1.0mH/K	1000±10%	1kHz	7.9	1	95	160
CKL0412-1.2mH/K	1200±10%	1kHz	9	0.94	87	150
CKL0412-1.5mH/K	1500±10%	1kHz	12	0.76	78	130
CKL0412-1.8mH/K	1800±10%	1kHz	14	0.72	71	120
CKL0412-2.2mH/K	2200±10%	1kHz	19	0.64	64	100
CKL0412-2.7mH/K	2700±10%	1kHz	25	0.56	58	90
CKL0412-3.3mH/K	3300±10%	1kHz	29	0.53	52	83
CKL0412-3.9mH/K	3900±10%	1kHz	34	0.48	48	77
CKL0412-4.7mH/K	4700±10%	1kHz	37	0.45	44	74
CKL0412-5.6mH/K	5600±10%	1kHz	50	0.4	40	63
CKL0412-6.8mH/K	6800±10%	1kHz	58	0.36	36	59
CKL0412-8.2mH/K	8200±10%	1kHz	68	0.29	33	54
CKL0412-10mH/K	10000±10%	1kHz	75	0.27	30	52

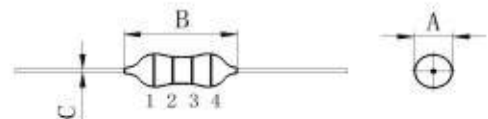
CKL0510 Series



A	B	C
Ø5.0 Max	11.0 Max	Ø0.6±0.1

PART NUMBER 品名	Inductance (µH) 电感	Q (Min) Q值	Frequency (MHz) 测试频率	DCR (Max) (Ω) 直流电阻	SRF (Min) (MHz) 自谐频率	Rated Current (Max) (mA) 额定电流
CKL0510-4.7uH/K	4.7±10%	15	7.96	0.06	50	1000
CKL0510-10uH/K	10±10%	15	7.96	0.45	30	750
CKL0510-22uH/K	22±10%	20	2.52	0.65	8	450
CKL0510-82uH/K	82±10%	20	2.52	0.82	3.8	330
CKL0510-100uH/K	100±10%	20	2.52	1	3.5	300
CKL0510-120uH/K	120±10%	20	0.796	1.2	3.3	250
CKL0510-150uH/K	150±10%	20	0.796	1.8	3.2	225
CKL0510-180uH/K	180±10%	20	0.796	2	2.8	200
CKL0510-220uH/K	220±10%	30	0.796	2.1	2.6	180
CKL0510-270uH/K	270±10%	30	0.796	2.5	2.4	170
CKL0510-330uH/K	330±10%	30	0.796	3	2.2	160
CKL0510-390uH/K	390±10%	30	0.796	3.5	2	150
CKL0510-470uH/K	470±10%	30	0.796	4	1.9	140
CKL0510-560uH/K	560±10%	30	0.796	5.4	1.8	130
CKL0510-680uH/K	680±10%	40	0.796	6	1.5	120
CKL0510-820uH/K	820±10%	50	0.796	7.5	1.2	110
CKL0510-1.0mH/K	1000±10%	50	0.796	10	1	100
CKL0510-1.2mH/K	1200±10%	60	0.252	14.5	0.95	95
CKL0510-1.5mH/K	1500±10%	60	0.252	16.5	0.9	90
CKL0510-1.8mH/K	1800±10%	60	0.252	19	0.9	85
CKL0510-2.2mH/K	2200±10%	60	0.252	27.5	0.8	80
CKL0510-2.7mH/K	2700±10%	60	0.252	40	0.75	75
CKL0510-3.3mH/K	3300±10%	50	0.252	50	0.7	62
CKL0510-3.9mH/K	3900±10%	50	0.252	53	0.65	59
CKL0510-4.7mH/K	4700±10%	50	0.252	60	0.6	55
CKL0510-5.6mH/K	5600±10%	50	0.252	64	0.5	40
CKL0510-6.8mH/K	6800±10%	50	0.252	73	0.45	35
CKL0510-8.2mH/K	8200±10%	30	0.252	80	0.4	30
CKL0510-10mH/K	10000±10%	25	79.6k	132	0.35	25
CKL0510-12mH/K	12000±10%	25	79.6k	143	0.3	20
CKL0510-15mH/K	15000±10%	25	79.6k	166	0.25	18
CKL0510-18mH/K	18000±10%	25	79.6k	185	0.2	15
CKL0510-22mH/K	22000±10%	20	1k/79.6k	220	0.15	12
CKL0510-27mH/K	27000±10%	20	1k/79.6k	250	0.15	10
CKL0510-30mH/K	30000±10%	20	1k/79.6k	300	0.1	10

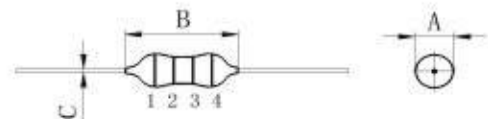
CKL0512 Series



A	B	C
Ø5.0 Max	12.0 Max	Ø0.6±0.1

PART NUMBER 品名	Inductance (µH) 电感	Q (Min) Q值	Frequency (MHz) 测试频率	DCR (Max) (Ω) 直流电阻	SRF (Min) (MHz) 自谐频率	Rated Current (Max) (mA) 额定电流
CKL0512-22uH/K	22±10%	30	2.52M	0.35	8	550
CKL0512-100uH/K	100±10%	10	2.52M	0.5	3.5	300
CKL0512-220uH/K	220±10%	10	0.796M	2.1	2.6	160
CKL0512-330uH/K	330±10%	30	0.796M	2.5	2.2	130
CKL0512-390uH/K	390±10%	30	0.796M	2.8	2	125
CKL0512-470uH/K	470±10%	30	1k/0.796M	3	1.9	120
CKL0512-560uH/K	560±10%	30	0.796M	4.5	1.8	115
CKL0512-680uH/K	680±10%	30	0.796M	4.6	1.5	110
CKL0512-820uH/K	820±10%	30	0.796M	5	1.2	105
CKL0512-1.0mH/K	1000±10%	50	1k/0.252M	5	1	100
CKL0512-1.2mH/K	1200±10%	60	0.252M	14.5	0.95	90
CKL0512-1.5mH/K	1500±10%	60	0.252M	16.5	0.9	85
CKL0512-1.8mH/K	1800±10%	60	0.252M	19	0.9	80
CKL0512-2.2mH/K	2200±10%	60	1k/0.252M	27.5	0.8	70
CKL0512-2.7mH/K	2700±10%	60	0.252M	40	0.75	65
CKL0512-3.3mH/K	3300±10%	50	0.252M	50	0.7	60
CKL0512-3.9mH/K	3900±10%	50	0.252M	53	0.65	55
CKL0512-4.7mH/K	4700±10%	50	0.252M	60	0.6	50
CKL0512-5.6mH/K	5600±10%	50	1k/0.252M	64	0.5	45
CKL0512-6.8mH/K	6800±10%	40	0.252M	73	0.45	40
CKL0512-8.2mH/K	8200±10%	30	0.252M	80	0.4	30
CKL0512-10mH/K	10000±10%	30	79.6k	132	0.35	25

CKL0514 Series




A	B	C
Ø5.0/5.5 Max	14/15 Max	Ø0.65±0.1

PART NUMBER 品名	Inductance (µH) 电感	Q (Min) Q值	Frequency (MHz) 测试频率	DCR (Max) (Ω) 直流电阻	SRF (Min) (MHz) 自谐振频率	Isat. (Max) (mA) 饱和电流	Irms. (Max) (mA) 温升电流
CKL0514-1.0uH	1.0±10%/±20%	10	7.96	0.022	300	5600	3800
CKL0514-1.2uH	1.2±10%/±20%	10	7.96	0.024	260	5500	3700
CKL0514-1.5uH	1.5±10%/±20%	10	7.96	0.026	250	5000	3600
CKL0514-1.8uH	1.8±10%/±20%	10	7.96	0.029	240	4700	3100
CKL0514-2.2uH	2.2±10%/±20%	10	7.96	0.031	220	4500	2900
CKL0514-2.7uH	2.7±10%/±20%	10	7.96	0.034	195	4000	2700
CKL0514-3.3uH	3.3±10%/±20%	10	7.96	0.038	155	3400	2600
CKL0514-3.9uH	3.9±10%/±20%	10	7.96	0.040	115	3100	2500
CKL0514-4.7uH	4.7±10%/±20%	10	7.96	0.044	85	2800	2400
CKL0514-5.6uH	5.6±10%/±20%	10	7.96	0.048	55	2600	2100
CKL0514-6.8uH	6.8±10%/±20%	10	7.96	0.051	50	2400	2000
CKL0514-8.2uH	8.2±10%/±20%	10	7.96	0.056	38	2200	1950
CKL0514-10uH/K	10±10%	10	7.96	0.062	24	2100	1900
CKL0514-12uH/K	12±10%	10	2.52	0.076	18	1800	1800
CKL0514-15uH/K	15±10%	10	2.52	0.088	16	1700	1700
CKL0514-18uH/K	18±10%	10	2.52	0.11	15	1600	1600
CKL0514-22uH/K	22±10%	10	2.52	0.13	14	1400	1550
CKL0514-27uH/K	27±10%	10	2.52	0.14	13	1300	1300
CKL0514-33uH/K	33±10%	10	2.52	0.20	11	1200	1200
CKL0514-39uH/K	39±10%	10	2.52	0.22	10	1100	1000
CKL0514-43uH/K	43±10%	10	2.52	0.28	9.5	1000	950
CKL0514-47uH/K	47±10%	10	2.52	0.28	9.5	1000	950
CKL0514-56uH/K	56±10%	10	2.52	0.30	8	900	900
CKL0514-68uH/K	68±10%	10	2.52	0.34	7.5	800	800
CKL0514-82uH/K	82±10%	10	2.52	0.385	7	700	750
CKL0514-100uH/K	100±10%	10	2.52	0.48	6.5	700	700
CKL0514-120uH/K	120±10%	15	0.796	0.595	5	600	600
CKL0514-150uH/K	150±10%	15	0.796	0.90	4.5	550	500
CKL0514-180uH/K	180±10%	15	0.796	1.10	4	500	400
CKL0514-220uH/K	220±10%	15	0.796	1.25	3.8	440	390
CKL0514-270uH/K	270±10%	15	0.796	1.85	3.5	420	330
CKL0514-330uH/K	330±10%	15	0.796	2.10	3.0	380	310
CKL0514-390uH/K	390±10%	15	0.796	2.28	2.8	340	300
CKL0514-470uH/K	470±10%	15	0.796	3.22	2.5	320	280
CKL0514-560uH/K	560±10%	15	0.796	3.85	2.2	290	270
CKL0514-680uH/K	680±10%	15	0.796	4.00	2.1	260	240
CKL0514-820uH/K	820±10%	15	0.796	5.00	2.0	250	230
CKL0514-1.0mH/K	1000±10%	15	0.252	5.80	1.8	220	190
CKL0514-1.2mH/K	1200±10%	15	0.252	7.10	1.6	200	180
CKL0514-1.5mH/K	1500±10%	15	0.252	7.80	1.5	190	170
CKL0514-2.2mH/K	2200±10%	35	0.252	20.0	1.0	140	140
CKL0514-3.3mH/K	3300±10%	35	0.252	27.0	0.8	130	120
CKL0514-4.7mH/K	4700±10%	30	0.252	30.0	0.7	120	100
CKL0514-5.6mH/K	5600±10%	15	0.252	30.0	0.5	100	90
CKL0514-6.8mH/K	6800±10%	15	0.252	30.0	0.4	90	80
CKL0514-8.2mH/K	8200±10%	15	0.252	37.5	0.4	80	70
CKL0514-10mH/K	10000±10%	15	79.6kHz	42.0	0.4	70	60

PACKAGING 包装方式

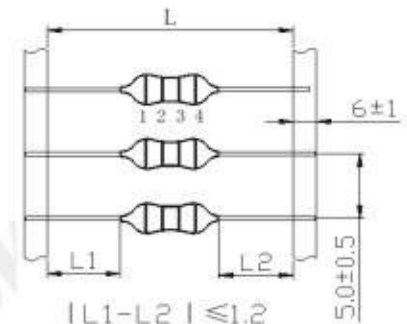
1. Bulk 散装(B)



Dimension of Bag:160mm*170mm

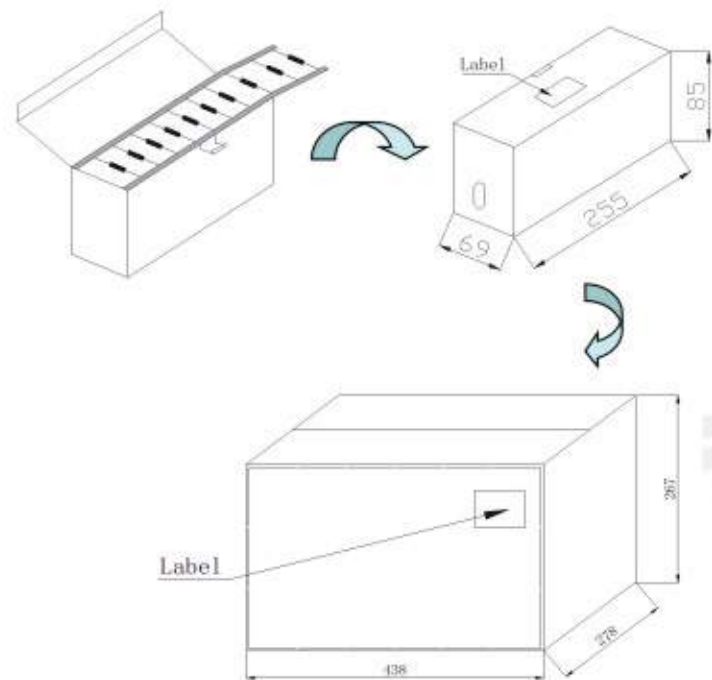
Type	Quantity per Bag
CKL0204	1,000 Pcs
CKL0307	1,000 Pcs
CKL0410	1,000 Pcs
CKL0412	1,000 Pcs
CKL0510	500 Pcs
CKL0512	500 Pcs
CKL0514	500 Pcs

2. Specification of Tape 编带尺寸



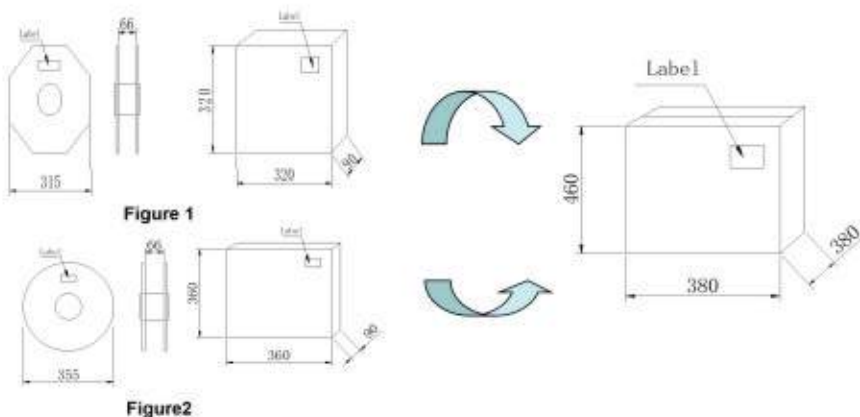
Item	Dimension(mm)
L	52.4±1.5

3. Ammunition Pack (Package Defaults) 直脚编带盒装 (产品默认包装方式) (T)



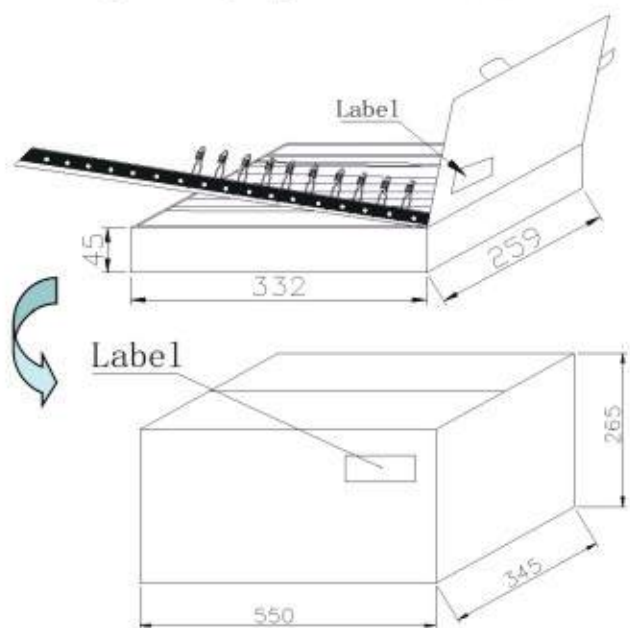
Type	Quantity per Bag		Remark
	Box	Carton	
CKL0204	3,000	54,000	
CKL0307	3,000	54,000	
CKL0307*	2,500	45,000	A:Ø3.2
CKL0410	1,500	27,000	
CKL0412	1,000	18,000	
CKL0510	1,000	18,000	
CKL0512	1,000	18,000	
CKL0514	1,000	18,000	

4. Taping and Reel Pack 卷式包装(TR)



Type	Quantity per Bag		Figure
	Reel(Box)	Carton	
CKL0204	5,000	25,000	1
CKL0307	5,000	25,000	1
CKL0410	5,000	25,000	2
CKL0412	4,000	20,000	2
CKL0510	3,000	15,000	2
CKL0512	3,000	15,000	2
CKL0514	3,000	15,000	2

5. Forming and Taping Pack 成型编带包装



Type	Quantity per Bag	
	Reel(Box)	Carton
CKL0204	3,000	30,000
CKL0307	3,000	30,000
CKL0410	3,000	30,000
CKL0412	2,500	25,000
CKL0510	2,500	25,000

磁棒电感 CKOR 系列
BAR CORE INDUCTOR CKOR SERIES



• FEATURES 特性

- 1. Use ferrite cores 使用铁氧体磁芯
- 2. High saturation current 高饱和电流

• APPLICATIONS 用途

- 1. Power supplies 电源供应
- 2. Noise filters for switching regulators 噪声开关电源滤波器
- 3. Other filters 其他滤波

• PART NUMBERING SYSTEM 品名系统



• SHAPES AND DIMENSIONS 外形尺寸 (Unit:mm)

PART NUMBER 品名	INDUCTANCE (μ H) 电感值	IDC(ref.) (A) 定格电流	SRF(typ.) (A) 自谐频率	DIMENSIONS(mm)		
				A	B	C
CKOR0210	0.5-5.0	2	120KHz ~ 25MHz	10±1.0	2.0±0.3	0.4 ~ 1.0
CKOR0310	0.5-10.0	3	120KHz ~ 25MHz	10±1.0	3.0±0.5	0.4 ~ 2.0
CKOR0420	0.5-40.0	8	120KHz ~ 25MHz	20±1.0	4.0±0.5	0.4 ~ 2.0
CKOR0515	0.5-50.0	10	120KHz ~ 25MHz	15±1.0	5.0±0.5	0.4 ~ 2.0
CKOR0525	1.0-50.0	10	120KHz ~ 25MHz	25±1.0	5.0±0.5	0.4 ~ 2.0
CKOR0620	5.0-60.0	10	120KHz ~ 25MHz	20±1.0	6.0±0.5	0.4 ~ 2.0
CKOR0825	10.0-80.0	10	120KHz ~ 25MHz	25±1.0	8.0±0.5	0.4 ~ 2.3

高频绕线铁氧体电感 CKCW 系列

WIRE WOUND CHIP FERRITE INDUCTOR CKCW SERIES

FEATURES 特性

1. High Q value and high self-resonant frequency with Ferrite material.
高Q值高SRF的铁氧体材料。
2. Small chip suitable for surface mounting.
小尺寸，表面贴装。
3. Tight inductance tolerance and high reliability.
高精度，高可靠性。



铁氧体 (Ferrite)

APPLICATIONS 用途

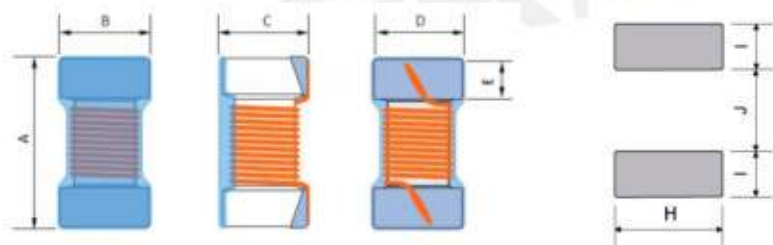
1. Mobile phone TD-LTE/5G communication.
移动电话，TD-LTE，5G通讯。
2. High frequency circuit in communication equipments.
高频线路的通讯设备。
3. Bluetooth, W-LAN, Broadband network.
蓝牙，无线宽带网络。

PART NUMBERING SYSTEM 品名系统

CKCW 0402 - 220μH /J
(1) (2) (3) (4)

- (1) Type 型号 (2) External Dimensions 外形尺寸 (3) Inductance 电感值
(4) Inductance Tolerance 电感值公差 (J:±5% K:±10% M:±20%)

SHAPES AND DIMENSIONS 外形尺寸 (Unit:mm)

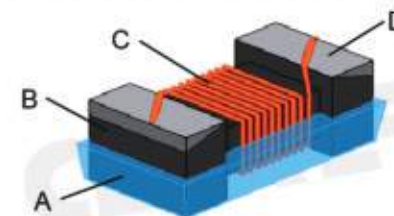


Land Pattern

TYPE(型号)	A	B	C	D	E	H	I	J
CKCW0402	1.1±0.1	0.6±0.1	0.55±0.1	0.5±0.1	0.2±0.1	0.65 ref	0.35 ref	0.50 ref
CKCW0603	1.8 Max	1.12 Max	1.02 Max	0.76 Typ	0.33 Typ	1.02 ref	0.64 ref	0.64 ref
CKCW0805	2.29 Max	1.73 Max	1.55 Max	1.27 Typ	0.5 Typ	1.78 ref	1.02 ref	0.76 ref

* Electrode Coplanarity:0.1mm Max.

STRUCTURE AND MATERIAL



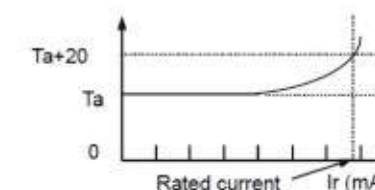
Part	Components	Material
A	Coating	Ultraviolet epoxy resin
B	Core	Ferrite
C	Wire	Polyurethane enameled copper wire
D	Electrodes	Ag/Ag-Pd with Ni and Sn plating

ELECTRICAL CHARACTERISTICS

1. Operating and storage temperature range (individual chip without packing): -25°C to +125°C
2. Storage temperature range (packaging conditions): -10°C~+40°C and RH 70% (Max.)

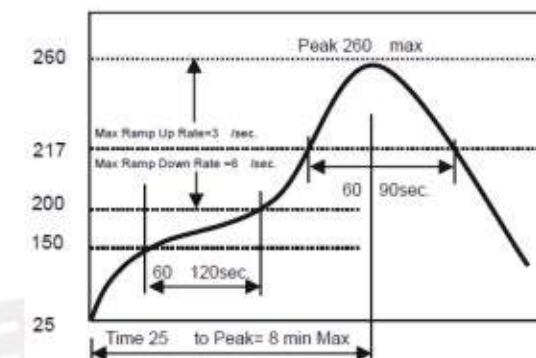
TEST AND MEASUREMENT PROCEDURES

1. Inductance (L)
Test equipment: Keysight E4991B / Agilent 16197A or equivalent Test signal: -13dBm or 10mA
2. DC Resistance (DCR)
Test equipment: Agilent34420A / Agilent 4338B or equivalent
3. Q Factor (Q)
Test equipment: Keysight E4991B / Agilent 16197A or equivalent
4. Self-Resonant Frequency (SRF)
Test equipment: Keysight E4991B / Agilent 16197A / HP 8753E or equivalent
Test signal: -20dBm or 50 mV
5. Rated Current (I_{rms})
I_{rms} is direct electric current as chip surface temperature rose just 20 against chip initial surface temperature (T_a)



RECOMMENDED SOLDERING TECHNOLOGIES

- Re-flowing Profile
Preheat condition: 150~200 /60~120sec.
Allowed time above 217C: 60~90sec.
Max temp: 260
Max time at max temp: 10sec
Solder paste: Sn/3.0Ag/0.5Cu
Allowed Reflow time: 2 times max



SPECIFICATION TABLE 规格特性表

CKCW0402

Part Number	Inductance	Tolerance	Quality Factor	L/Q Test Freq.	Max. DC Resistance	Max. Rated Current	Self-resonant Frequency
Symbol	L	J,K,M	Q (Typ)	Freq.	DCR	I _{rms}	SRF (Min)
Units	nH	/	/	MHZ	Ω	mA	MHz
CKCW0402-22nH/□	22nH	J,K,M	10	7.9	0.060	1400	2500
CKCW0402-33nH/□	33nH	J,K,M	10	7.9	0.060	1400	2300
CKCW0402-100nH/□	100nH	J,K,M	9	7.9	0.160	900	1400
CKCW0402-160nH/□	160nH	J,K,M	11	7.9	0.280	560	1200
CKCW0402-220nH/□	220nH	J,K,M	11	7.9	0.530	380	1150
CKCW0402-330nH/□	330nH	J,K,M	11	7.9	0.560	350	820
CKCW0402-470nH/□	470nH	J,K,M	11	7.9	0.730	310	650
CKCW0402-560nH/□	560nH	J,K,M	11	7.9	0.920	200	600

※□: Please specify the inductance tolerance code (J=±5%, K=±10%, M=±20%).

CKCW0603

Part Number	Inductance	Tolerance	Quality Factor	L/Q Test Freq.	Max. DC Resistance	Max. Rated Current	Self-resonant Frequency
Symbol	L		Q (Typ)	Freq.	DCR	I _{rms}	SRF (Min)
Units				MHZ	Ω	mA	MHz
CKCW0603-47nH/□	47nH	K,M	12	7.9	0.060	1200	2350
CKCW0603-100nH/□	100nH	K,M	12	7.9	0.110	1000	1370
CKCW0603-150nH/□	150nH	J,K,M	12	7.9	0.120	1000	1260
CKCW0603-220nH/□	220nH	J,K,M	12	7.9	0.300	700	850
CKCW0603-390nH/□	390nH	J,K,M	12	7.9	0.510	500	620
CKCW0603-470nH/□	470nH	K,M	12	7.9	0.370	470	670
CKCW0603-560nH/□	560nH	J,K,M	12	7.9	0.460	450	760
CKCW0603-1uH/□	1uH	J,K,M	18	7.9	0.940	280	410
CKCW0603-1.5uH/□	1.5uH	J,K,M	17	7.9	1.300	240	340
CKCW0603-2.2uH/□	2.2uH	J,K,M	12	7.9	1.500	280	180
CKCW0603-3.3uH/□	3.3uH	J,K,M	17	7.9	1.800	200	60
CKCW0603-4.7uH/□	4.7uH	J,K,M	12	7.9	2.700	200	100
CKCW0603-6.8uH/□	6.8uH	J,K,M	12	7.9	3.900	200	40
CKCW0603-8.2uH/□	8.2uH	J,K,M	12	7.9	3.800	190	40
CKCW0603-10uH/□	10uH	J,K,M	10	2.5	4.80	180	30
CKCW0603-15uH/□	15uH	J,K,M	17	7.9	9.500	90	20
CKCW0603-22uH/□	22uH	J,K,M	17	7.9	11.400	70	20
CKCW0603H-1.0uH/□	1.0uH	J,K,M	12	7.9	0.320	800	390
CKCW0603H-2.2uH/□	2.2uH	J,K,M	12	7.9	0.500	600	50
CKCW0603H-4.7uH/□	4.7uH	J,K,M	12	7.9	0.98	420	51
CKCW0603H-10uH/□	10uH	J,K,M	13	2.5	2.40	300	36

※□: Please specify the inductance tolerance code (J=±5%, K=±10%, M=±20%).

CKCW0805

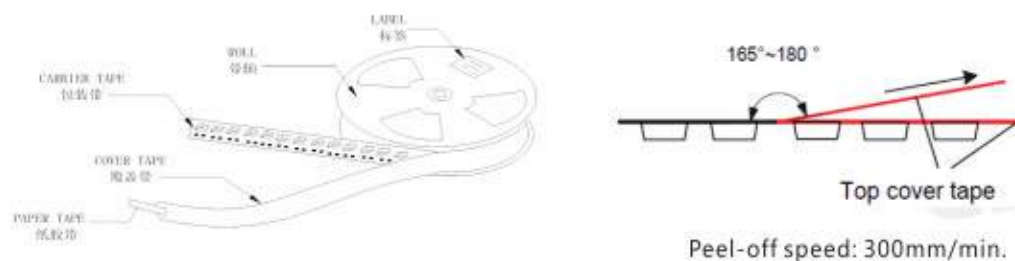
Part Number	Inductance	Tolerance	Quality Factor	L/Q Test Freq.	Max. DC Resistance	Max. Rated Current	Self-resonant Frequency
Symbol	L		Q	Freq.	DCR	I _{rms}	SRF (Min)
Units				MHZ	Ω	mA	MHz
CKCW0805-220nH/□	220nH	J,K,M	10	7.9	0.15	1100	480
CKCW0805-330nH/□	330nH	J,K,M	10	10	0.15	1100	500
CKCW0805-470nH/□	470nH	J,K,M	12	7.9	0.31	720	500
CKCW0805-1uH/□	1uH	J,K,M	12	7.9	0.41	800	400
CKCW0805-1.2uH/□	1.2uH	J,K,M	20	7.9	0.83	700	330
CKCW0805-1.5uH/□	1.5uH	J,K,M	10	7.9	1.20	400	300
CKCW0805-2.2uH/□	2.2uH	J,K,M	12	7.9	0.31	400	170
CKCW0805-3.3uH/□	3.3uH	J,K,M	15	7.9	1.80	300	90
CKCW0805-4.7uH/□	4.7uH	J,K,M	12	7.9	2.05	250	85
CKCW0805-6.8uH/□	6.8uH	J,K,M	12	7.9	2.60	230	55
CKCW0805-10uH/□	10uH	J,K,M	10	2.5	3.20	150	30
CKCW0805-15uH/□	15uH	J,K,M	10	2.5	4.20	100	16
CKCW0805-22uH/□	22uH	J,K,M	10	2.5	6.00	80	14
CKCW0805-47uH/□	47uH	J,K,M	10	2.5	13.80	55	14
CKCW0805H-2.2uH/□	2.2uH	J,K,M	12	7.9	0.310	1040	80
CKCW0805H-10uH/□	10uH	J,K,M	14	2.5	1.17	290	25
CKCW0805H-47uH/□	47uH	J,K,M	10	2.5	4.42	160	14

※□: Please specify the inductance tolerance code (J=±5%, K=±10%, M=±20%).

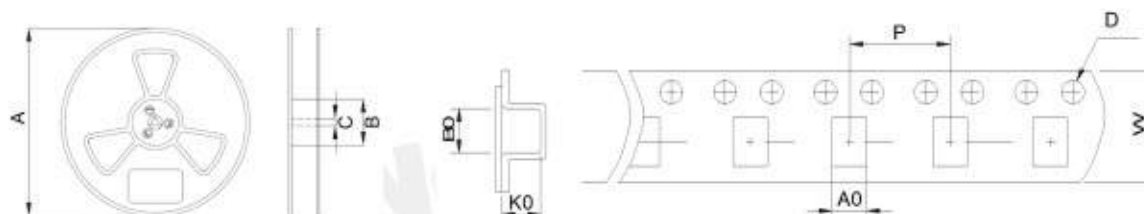
PACKAGING SPECIFICATION

1. Packaging - Cover Tape

The force for tearing off cover tape is 10 to 100 grams in the arrow direction.




2. Packaging - Tape & Reel



TYPE	Tape Dimension						Reel Dimension			Quantity (Pcs/Reel)
	W	A0	B0	K0	D	P	A	B	C	
CKCW0402	8	0.66	1.2	0.67	1.5	4	178	58	13	10Kpcs
CKCW0603	8	1.1	1.75	1.1	1.5	4	178	58	13	4Kpcs
CKCW0805	8	1.55	2.45	1.5	1.5	4	178	58	13	2Kpcs

高频绕线陶瓷电感 CKCW-C 系列

WIRE WOUND CHIP CERAMIC INDUCTOR CKCW-C SERIES



陶瓷 (Ceramic)

FEATURES 特性

1. High Q value and high self-resonant frequency with ceramic material.
高Q值高SRF的陶瓷材料。
2. Small chip suitable for surface mounting.
小尺寸，表面贴装。
3. Tight inductance tolerance and high reliability.
高精度，高可靠性。

APPLICATIONS 用途

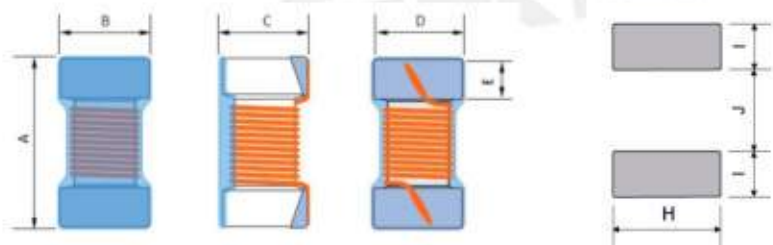
1. Mobile phone TD-LTE/5G communication.
移动电话，TD-LTE，5G通讯。
2. High frequency circuit in communication equipments.
高频线路的通讯设备。
3. Bluetooth, W-LAN, Broadband network.
蓝牙，无线宽带网络。

PART NUMBERING SYSTEM 品名系统

CKCW 0402 - 220μH / J C
(1) (2) (3) (4) (5)

- (1) Type 型号 (2) External Dimensions 外形尺寸 (3) Inductance 电感值
(4) Inductance Tolerance 电感值公差 (B:±0.1nH C:±0.2nH S:±0.3nH G:±2% H:±3% J:±5% K:±10%)
(5) Material code (Ceramic) 材料代号 (陶瓷)

SHAPES AND DIMENSIONS 外形尺寸 (Unit:mm)

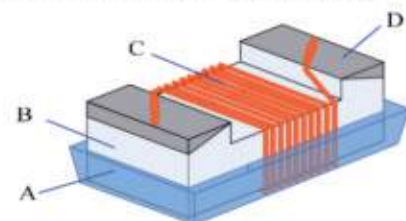


Land Pattern

TYPE(型号)	A	B	C	D	E	H	I	J
CKCW0402 (C)	1.1±0.1	0.6±0.1	0.55±0.1	0.5±0.1	0.2±0.1	0.65 ref	0.35 ref	0.50 ref
CKCW0603 (C)	1.8 Max	1.12 Max	1.02 Max	0.76 Typ	0.33 Typ	1.02 ref	0.64 ref	0.64 ref
CKCW0805 ©	2.29 Max	1.73 Max	1.55 Max	1.27 Typ	0.5 Typ	1.78 ref	1.02 ref	0.76 ref

* Electrode Coplanarity:0.1mm Max.

STRUCTURE AND MATERIAL



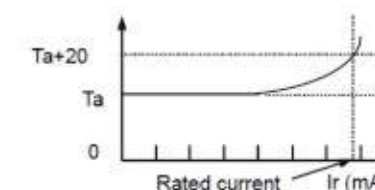
Part	Components	Material
A	Coating	Ultraviolet epoxy resin
B	Core	Ceramic
C	Wire	Polyurethane enameled copper wire
D	Electrodes	Ag/Ag-Pd with Ni and Sn plating

ELECTRICAL CHARACTERISTICS

1. Operating and storage temperature range (individual chip without packing): -40°C to +125°C
2. Storage temperature range (packaging conditions): -10°C~+40°C and RH 70% (Max.)

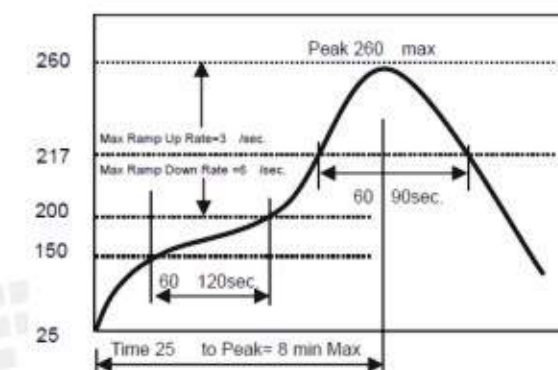
TEST AND MEASUREMENT PROCEDURES

1. Inductance (L)
Test equipment: Keysight E4991B / Agilent 16197A or equivalent
Test signal: -13dBm or 10mA
2. DC Resistance (DCR)
Test equipment: Agilent34420A / Agilent 4338B or equivalent
3. Q Factor (Q)
Test equipment: Keysight E4991B / Agilent 16197A or equivalent
4. Self-Resonant Frequency (SRF)
Test equipment: Keysight E4991B / Agilent 16197A / HP 8753E or equivalent
Test signal: -20dBm or 50 mV
5. Rated Current (I_{rms})
I_{rms} is direct electric current as chip surface temperature rose just 20 against chip initial surface temperature (Ta)



RECOMMENDED SOLDERING TECHNOLOGIES

- Re-flowing Profile
Preheat condition: 150~200 /60~120sec.
Allowed time above 217C: 60~90sec.
Max temp: 260
Max time at max temp: 10sec
Solder paste: Sn/3.0Ag/0.5Cu
Allowed Reflow time: 2 times max



SPECIFICATION TABLE 规格特性表

CKCW0402 (C) Series

Part Number	Inductance	Tolerance	Min. Quality Factor	L/Q Test Freq.	Max. DC Resistance	Max. Rated Current	Self-resonant Frequency
Symbol	L		Q	Freq.	DCR	I _{rms}	SRF (Min)
Units				MHz	Ω	mA	MHz
CKCW0402-1nH/□(C)	1nH	C,S,D,K	10	250	0.085	650	>6000
CKCW0402-2.2nH/□(C)	2.2nH	C,S,D,J,K	22	250	0.058	820	>6000
CKCW0402-3.3nH/□(C)	3.3nH	C,S,D,J,K	24	250	0.063	790	>6000
CKCW0402-3.9nH/□(C)	3.9nH	C,S,D,J,K	24	250	0.063	790	>6000
CKCW0402-4.1nH/□(C)	4.1nH	C,S,D,J,K	22	250	0.070	700	>6000
CKCW0402-4.3nH/□(C)	4.3nH	C,S,D,J,K	22	250	0.070	750	>6000
CKCW0402-4.7nH/□(C)	4.7nH	C,S,D,J,K	20	250	0.075	570	>6000
CKCW0402-6.8nH/□(C)	6.8nH	J,K	24	250	0.105	610	6000
CKCW0402-8.7nH/□(C)	8.7nH	J,K	25	250	0.110	590	5500
CKCW0402-10nH/□(C)	10nH	J,K	24	250	0.150	510	5500
CKCW0402-11nH/□(C)	11nH	J,K	26	250	0.120	500	5500
CKCW0402-12nH/□(C)	12nH	J,K	26	250	0.120	570	5500
CKCW0402-15nH/□(C)	15nH	J,K	26	250	0.210	430	5000
CKCW0402-22nH/□(C)	22nH	J,K	25	250	0.360	330	4000
CKCW0402-33nH/□(C)	33nH	J,K	24	250	0.550	260	3200
CKCW0402-47nH/□(C)	47nH	J,K	25	250	0.950	200	2900
CKCW0402-68nH/□(C)	68nH	J,K	25	250	1.350	170	2500

※□(C): Please specify the inductance tolerance code

(B=±0.1nH, C=±0.2nH, S=±0.3nH, D=±0.5nH, G=±2%, H=±3%, J=±5%, K=±10%).

CKCW0603 (C) Series

Part Number	Inductance	Tolerance	Min. Quality Factor	L/Q Test Freq.	Max. DC Resistance	Max. Rated Current	Self-resonant Frequency
Symbol	L		Q	Freq.	DCR	I _{rms}	SRF (Min)
Units				MHz	Ω	mA	MHz
CKCW0603-3.3nH/□(C)	3.3nH	C,S,D,J,K	25	250	0.059	850	>6000
CKCW0603-3.9nH/□(C)	3.9nH	C,S,D,J,K	25	250	0.059	850	>6000
CKCW0603-5.6nH/□(C)	5.6nH	C,S,D,J,K	21	100/250	0.082	750	>6000
CKCW0603-6.8nH/□(C)	6.8nH	H,J,K	29	250	0.095	700	>6000
CKCW0603-10nH/□(C)	10nH	H,J,K	30	250	0.130	600	6000
CKCW0603-15nH/□(C)	15nH	H,J,K	37	250	0.150	550	6000
CKCW0603-22nH/□(C)	22nH	H,J,K	38	250	0.190	490	4600
CKCW0603-27nH/□(C)	27nH	H,J,K	38	250	0.190	490	3700
CKCW0603-33nH/□(C)	33nH	H,J,K	40	250	0.210	470	3200
CKCW0603-39nH/□(C)	39nH	H,J,K	40	250	0.220	460	2800
CKCW0603-47nH/□(C)	47nH	H,J,K	36	200	0.270	400	2600
CKCW0603-56nH/□(C)	56nH	H,J,K	38	200	0.350	360	2400
CKCW0603-68nH/□(C)	68nH	H,J,K	36	200	0.380	350	2200
CKCW0603-100nH/□(C)	100nH	H,J,K	31	150	0.660	260	1800
CKCW0603-150nH/□(C)	150nH	H,J,K	32	150	0.091	280	1400
CKCW0603-180nH/□(C)	180nH	H,J,K	25	100	1.380	180	1300
CKCW0603-220nH/□(C)	220nH	H,J,K	25	100	2.100	140	1200
CKCW0603-270nH/□(C)	270nH	H,J,K	26	100	3.000	120	960
CKCW0603-470nH/□(C)	470nH	H,J,K	27	100	5.700	90	700

※□(C): Please specify the inductance tolerance code

(B=±0.1nH, C=±0.2nH, S=±0.3nH, D=±0.5nH, G=±2%, H=±3%, J=±5%, K=±10%).

CKCW0805 (C) Series

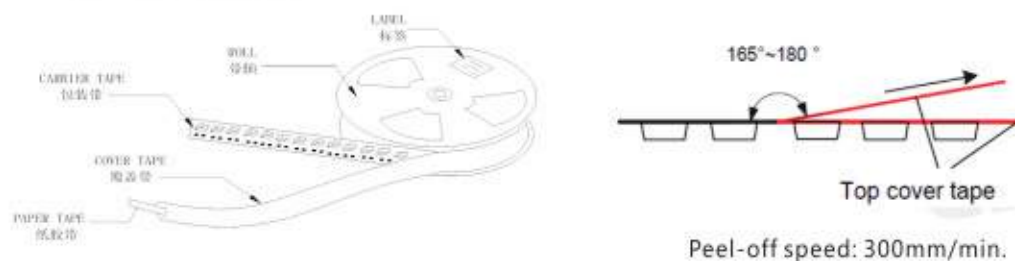
Part Number	Inductance	Tolerance	Min. Quality Factor	L/Q Test Freq.	Max. DC Resistance	Max. Rated Current	Self-resonant Frequency
Symbol	L		Q	Freq.	DCR	I _{rms}	SRF (Min)
Units				MHZ	Ω	mA	MHz
CKCW0805-2.2nH/□(D)	2.2nH	J,K	40	250/1500	0.10	600	>6000
CKCW0805-3.3nH/□(C)	3.3nH	J,K	25	250/1500	0.20	600	>6000
CKCW0805-6.8nH/□(C)	6.8nH	J,K	40	250/1000	0.11	600	5000
CKCW0805-8.2nH/□(C)	8.2nH	J,K	40	250/1000	0.19	600	4600
CKCW0805-12nH/□(C)	12nH	J,K	40	250/500	0.15	600	4000
CKCW0805-15nH/□(C)	15nH	G,J,K	40	250/500	0.17	600	2900
CKCW0805-18nH/□(C)	18nH	G,J,K	50	250/500	0.20	600	3300
CKCW0805-22nH/□(C)	22nH	G,J,K	55	250/500	0.22	500	2000
CKCW0805-27nH/□(C)	27nH	G,J,K	55	250/500	0.25	500	2500
CKCW0805-33nH/□(C)	33nH	G,J,K	60	250/500	0.27	500	2000
CKCW0805-39nH/□(C)	39nH	G,J,K	60	250/500	0.29	500	2000
CKCW0805-47nH/□(C)	47nH	G,J,K	50	200/500	0.31	500	1600
CKCW0805-56nH/□(C)	56nH	G,J,K	55	200/500	0.32	500	1550
CKCW0805-68nH/□(C)	68nH	G,J,K	55	200/500	0.38	500	1450
CKCW0805-82nH/□(C)	82nH	G,J,K	50	150/500	0.42	400	1300
CKCW0805-100nH/□(C)	100nH	G,J,K	50	150/500	0.46	400	1200
CKCW0805-120nH/□(C)	120nH	G,J,K	50	150/250	0.51	400	1100
CKCW0805-150nH/□(C)	150nH	G,J,K	50	100/250	0.56	400	920
CKCW0805-180nH/□(C)	180nH	G,J,K	50	100/250	0.64	400	870
CKCW0805-220nH/□(C)	220nH	G,J,K	45	100/250	1.10	400	850
CKCW0805-270nH/□(C)	270nH	G,J,K	48	100/250	1.00	350	730
CKCW0805-330nH/□(C)	330nH	G,J,K	40	100/250	1.40	310	600
CKCW0805-390nH/□(C)	390nH	G,J,K	35	100/250	1.50	290	560
CKCW0805-470nH/□(C)	470nH	G,J,K	33	50/100	1.72	250	375
CKCW0805-560nH/□(C)	560nH	G,J,K	23	25/50	1.90	230	375
CKCW0805-680nH/□(C)	680nH	G,J,K	23	25/50	2.05	190	270
CKCW0805-2.2uH/□(C)	2.2uH	G,J,K	15	7.9/25	4.60	100	70
CKCW0805-3.3uH/□(C)	3.3uH	G,J,K	10	7.9/7.9	5.40	50	70
CKCW0805-4.7uH/□(C)	4.7uH	G,J,K	10	7.9/7.9	8.20	30	70

※□(C): Please specify the inductance tolerance code
 (B=±0.1nH, C=±0.2nH, S=±0.3nH, D=±0.5nH, G=±2%, H=±3%, J=±5%, K=±10%).

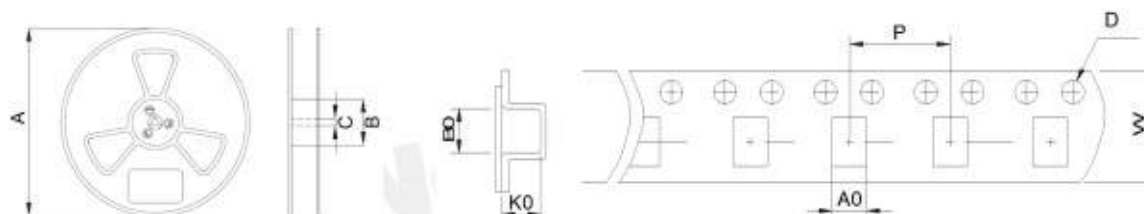
PACKAGING SPECIFICATION

1. Packaging - Cover Tape

The force for tearing off cover tape is 10 to 100 grams in the arrow direction.



2. Packaging - Tape & Reel



TYPE	Tape Dimension						Reel Dimension			Quantity (Pcs/Reel)
	W	A0	B0	K0	D	P	A	B	C	
CKCW0402 (C)	8	0.66	1.2	0.67	1.5	4	178	58	13	10Kpcs
CKCW0603 (C)	8	1.1	1.75	1.1	1.5	4	178	58	13	4Kpcs
CKCW0805 (C)	8	1.55	2.45	1.5	1.5	4	178	58	13	2Kpcs

叠层铁氧体电感 CKFI 系列 MULTILAYER FERRITE CHIP INDUCTORS CKFI SERIES



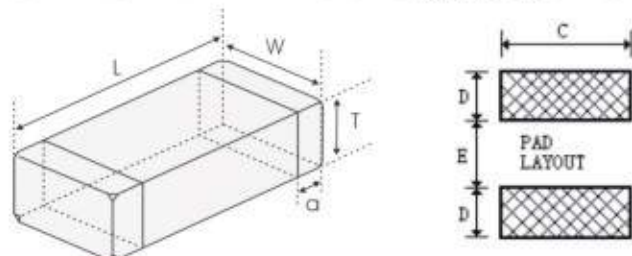
FEATURES 特性

1. 单片结构,可实现高可靠性紧凑尺寸电感器。
Monolithic structure for high reliability compact size inductor possible.
2. 通过磁屏蔽无交叉耦合。
No cross coupling due to magnetic shield.
3. 形状完美贴合无方向性。
Perfect shape for mounting with no directionality.
4. 波峰焊或回流焊都具有出色的可焊性和高耐热性。
Excellent solderability and high heat resistance for either wave flow or reflow soldering.

APPLICATIONS 用途


- 防止对电子设备二次侧信号的电磁干扰。
Prevention of electromagnetic interference to signals on the secondary side of electronic equipmet.

SHAPES AND DIMENSIONS 外形尺寸 (Unit:mm)



TYPE(型号)	L	W	T	A	C	D	E
0402	1.0±0.15	0.5±0.15	0.5±0.15	0.25±0.1	0.6	0.5	0.4
0603	1.6±0.20	0.8±0.20	0.8±0.20	0.3±0.2	1.0	0.6	0.8
0805	2.0±0.20	1.2±0.20	0.9±0.20	0.5±0.3	1.4	0.8	1.0
1206	3.2±0.20	1.6±0.20	0.9±0.20	0.5±0.3	1.8	0.8	2.0

PART NUMBERING SYSTEM 品名系统



Remarks 备注

- (1) Operating Temperature Ranges: -40 ~ 85°C.
- (2) Rated Current: DC current at which the inductance drops approximate 10% from its value without current.

SPECIFICATION TABLE 规格特性表

CKFI0402 Series

Part Number	Inductance (nH)	Test Frequency (MHZ)	Q Min	DCR (Ω)Max	SRF (MHZ) Min	Rated Current (mA)Max
CKFI0402-47nH/K	47±10%	50	10	0.45	220	25
CKFI0402-56nH/K	56±10%	50	10	0.45	210	25
CKFI0402-68nH/K	68±10%	50	10	0.45	210	25
CKFI0402-82nH/K	82±10%	50	10	0.45	200	25
CKFI0402-0.10uH/K	100±10%	25	15	0.70	200	25
CKFI0402-0.12uH/K	120±10%	25	15	0.70	165	25
CKFI0402-0.15uH/K	150±10%	25	15	0.80	140	25
CKFI0402-0.18uH/K	180±10%	25	15	0.80	120	25
CKFI0402-0.22uH/K	220±10%	25	15	1.00	110	25
CKFI0402-0.27uH/K	270±10%	25	15	1.20	95	25
CKFI0402-0.33uH/K	330±10%	25	15	1.20	85	25
CKFI0402-0.39uH/K	390±10%	25	15	1.30	70	20
CKFI0402-0.47uH/K	470±10%	25	15	1.50	68	20
CKFI0402-0.56uH/K	560±10%	25	15	2.00	55	20
CKFI0402-0.68uH/K	680±10%	25	15	2.30	50	20
CKFI0402-0.82uH/K	820±10%	25	15	3.00	45	18
CKFI0402-1.0uH/K	1000±10%	10	20	0.90	40	25

CKFI0603 Series

Part Number	Inductance (nH)	Test Frequency (MHZ)	Q Min	DCR (Ω)Max	SRF (MHZ) Min	Rated Current (mA)Max
CKFI0603-47nH/K	0.047±10%	50	15	0.20	260	50
CKFI0603-56nH/K	0.056±10%	50	15	0.20	260	50
CKFI0603-68nH/K	0.068±10%	50	15	0.20	250	50
CKFI0603-82nH/K	0.082±10%	50	15	0.20	245	50
CKFI0603-100nH/K	0.10±10%	25	20	0.25	240	50
CKFI0603-120nH/K	0.12±10%	25	20	0.30	205	50
CKFI0603-150nH/K	0.15±10%	25	20	0.30	180	50
CKFI0603-180nH/K	0.18±10%	25	20	0.30	165	50
CKFI0603-220nH/K	0.22±10%	25	20	0.40	150	50
CKFI0603-270nH/K	0.27±10%	25	20	0.45	136	50
CKFI0603-330nH/K	0.33±10%	25	20	0.50	125	50
CKFI0603-390nH/K	0.39±10%	25	20	0.60	110	50
CKFI0603-470nH/K	0.47±10%	25	20	0.70	105	50
CKFI0603-560nH/K	0.56±10%	25	20	0.70	95	50
CKFI0603-680nH/K	0.68±10%	25	20	0.90	90	50
CKFI0603-820nH/K	0.82±10%	25	20	1.00	85	50
CKFI0603-1.0uH/K	1.0±10%	10	25	0.50	75	25
CKFI0603-1.2uH/K	1.2±10%	10	25	0.55	65	25
CKFI0603-1.5uH/K	1.5±10%	10	25	0.70	60	25
CKFI0603-1.8uH/K	1.8±10%	10	25	0.75	55	25
CKFI0603-2.2uH/K	2.2±10%	10	25	0.80	50	25
CKFI0603-2.7uH/K	2.7±10%	10	25	0.90	45	15
CKFI0603-3.3uH/K	3.3±10%	10	25	1.00	40	15
CKFI0603-3.9uH/K	3.9±10%	10	25	1.30	35	15
CKFI0603-4.7uH/K	4.7±10%	10	25	1.50	33	15
CKFI0603-5.6uH/K	5.6±10%	4	12	1.55	22	5
CKFI0603-6.8uH/K	6.8±20%	4	12	1.55	20	5
CKFI0603-8.2uH/K	8.2±20%	4	12	1.65	18	5
CKFI0603-10uH/K	10±20%	2	20	1.75	17	3
CKFI0603-12uH/K	12±20%	2	20	1.85	15	3

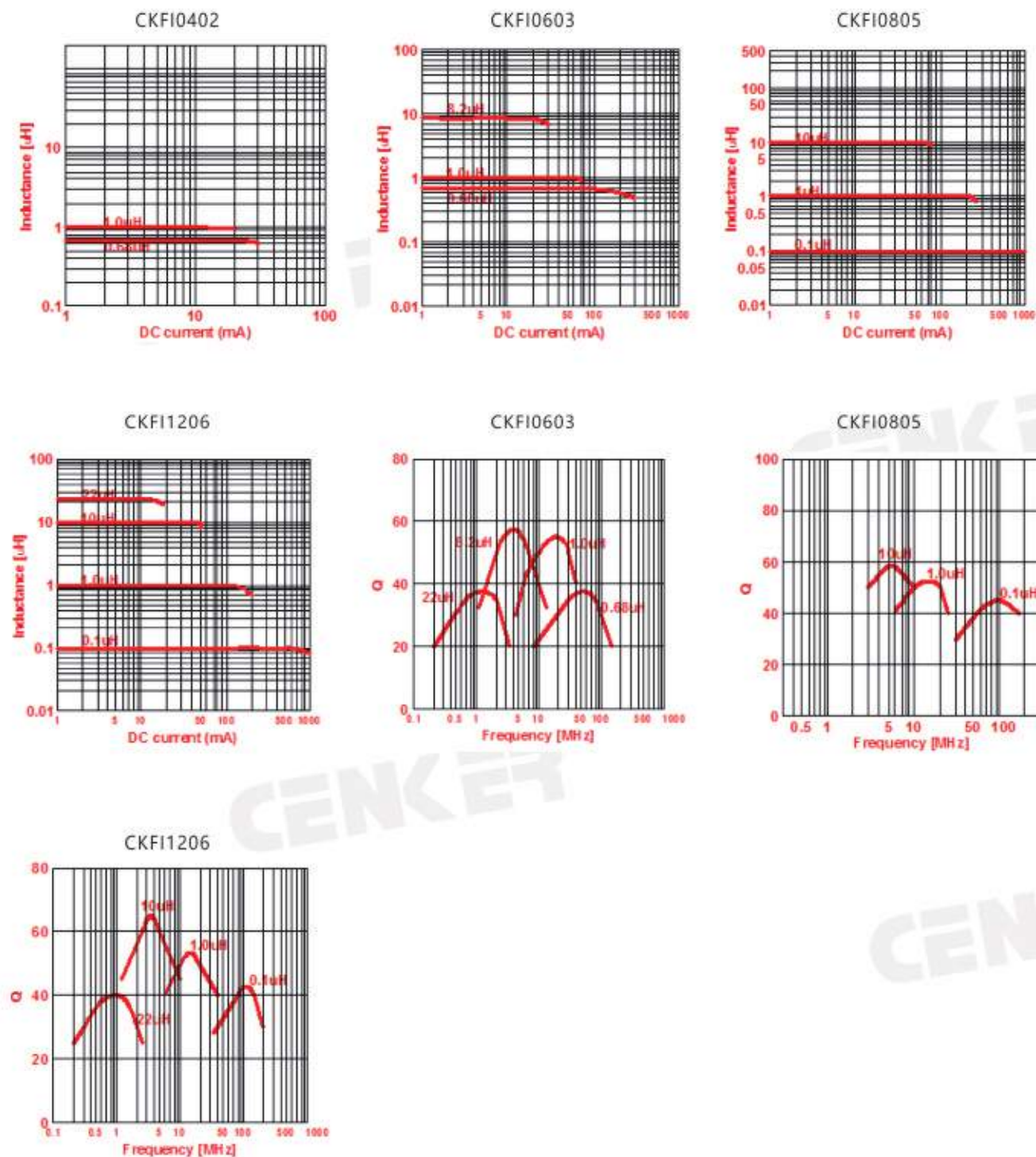
CKFI0805 Series

Part Number	Inductance (nH)	Test Frequency (MHZ)	Q Min	DCR (Ω)Max	SRF (MHZ) Min	Rated Current (mA)Max
CKFI0805-47nH/K	0.047±10%	50	25	0.15	320	300
CKFI0805-56nH/K	0.056±10%	50	25	0.15	320	300
CKFI0805-68nH/K	0.068±10%	50	25	0.20	280	300
CKFI0805-82nH/K	0.082±10%	50	25	0.20	280	300
CKFI0805-100nH/K	0.10±10%	25	20	0.20	235	250
CKFI0805-120nH/K	0.12±10%	25	20	0.25	220	250
CKFI0805-150nH/K	0.15±10%	25	20	0.25	200	250
CKFI0805-180nH/K	0.18±10%	25	20	0.30	185	250
CKFI0805-220nH/K	0.22±10%	25	20	0.30	170	250
CKFI0805-270nH/K	0.27±10%	25	20	0.40	150	250
CKFI0805-330nH/K	0.33±10%	25	20	0.40	145	250
CKFI0805-390nH/K	0.39±10%	25	25	0.50	135	200
CKFI0805-470nH/K	0.47±10%	25	25	0.50	125	200
CKFI0805-560nH/K	0.56±10%	25	25	0.60	115	150
CKFI0805-680nH/K	0.68±10%	25	25	0.65	105	150
CKFI0805-820nH/K	0.82±10%	25	25	0.70	100	150
CKFI0805-1.0uH/K	1.0±10%	10	35	0.40	75	50
CKFI0805-1.2uH/K	1.2±10%	10	35	0.40	65	50
CKFI0805-1.5uH/K	1.5±10%	10	35	0.40	60	50
CKFI0805-1.8uH/K	1.8±10%	10	35	0.40	55	50
CKFI0805-2.2uH/K	2.2±10%	10	35	0.60	50	50
CKFI0805-2.7uH/K	2.7±10%	10	35	0.60	45	50
CKFI0805-3.3uH/K	3.3±10%	10	35	0.60	41	50
CKFI0805-3.9uH/K	3.9±10%	10	35	0.80	38	50
CKFI0805-4.7uH/K	4.7±10%	10	35	0.90	35	30
CKFI0805-5.6uH/K	5.6±10%	4	30	1.00	32	15
CKFI0805-6.8uH/K	6.8±10%	4	30	1.05	29	15
CKFI0805-8.2uH/K	8.2±10%	4	30	1.05	26	15
CKFI0805-10uH/K	10±10%	2	30	1.15	24	15
CKFI0805-12uH/K	12±10%	2	30	1.15	22	15
CKFI0805-15uH/K	15±10%	1	25	1.15	19	5
CKFI0805-18uH/K	18±10%	1	25	1.20	18	5
CKFI0805-22uH/K	22±10%	1	25	1.20	16	5
CKFI0805-27uH/K	27±10%	1	25	1.50	16	5

CKFI1206 Series

Part Number	Inductance (nH)	Test Frequency (MHZ)	Q Min	DCR (Ω)Max	SRF (MHZ) Min	Rated Current (mA)Max
CKFI1206-47nH/K	0.047±10%	50	30	0.15	320	300
CKFI1206-56nH/K	0.056±10%	50	30	0.20	320	300
CKFI1206-68nH/K	0.068±10%	50	30	0.25	280	300
CKFI1206-82nH/K	0.082±10%	50	30	0.25	280	300
CKFI1206-100nH/K	0.10±10%	25	25	0.25	235	250
CKFI1206-120nH/K	0.12±10%	25	25	0.25	220	250
CKFI1206-150nH/K	0.15±10%	25	25	0.25	200	250
CKFI1206-180nH/K	0.18±10%	25	25	0.30	185	250
CKFI1206-220nH/K	0.22±10%	25	25	0.30	170	250
CKFI1206-270nH/K	0.27±10%	25	25	0.30	150	250
CKFI1206-330nH/K	0.33±10%	25	25	0.30	145	250
CKFI1206-390nH/K	0.39±10%	25	30	0.50	135	200
CKFI1206-470nH/K	0.47±10%	25	30	0.50	125	200
CKFI1206-560nH/K	0.56±10%	25	30	0.50	115	150
CKFI1206-680nH/K	0.68±10%	25	30	0.50	105	150
CKFI1206-820nH/K	0.82±10%	25	30	0.60	100	150
CKFI1206-1.0uH/K	1.0±10%	10	35	0.30	75	100
CKFI1206-1.2uH/K	1.2±10%	10	35	0.40	65	100
CKFI1206-1.5uH/K	1.5±10%	10	35	0.40	60	50
CKFI1206-1.8uH/K	1.8±10%	10	35	0.40	55	50
CKFI1206-2.2uH/K	2.2±10%	10	35	0.50	50	50
CKFI1206-2.7uH/K	2.7±10%	10	35	0.50	45	50
CKFI1206-3.3uH/K	3.3±10%	10	35	0.50	41	50
CKFI1206-3.9uH/K	3.9±10%	10	35	0.60	38	50
CKFI1206-4.7uH/K	4.7±10%	10	35	0.65	35	25
CKFI1206-5.6uH/K	5.6±10%	4	35	0.80	32	25
CKFI1206-6.8uH/K	6.8±10%	4	35	0.80	29	25
CKFI1206-8.2uH/K	8.2±10%	4	35	0.80	26	25
CKFI1206-10uH/K	10±10%	2	35	0.80	24	25
CKFI1206-12uH/K	12±10%	2	35	0.90	22	15
CKFI1206-15uH/K	15±10%	1	30	1.00	19	5
CKFI1206-18uH/K	18±10%	1	30	1.00	18	5
CKFI1206-22uH/K	22±10%	1	30	1.20	16	5
CKFI1206-27uH/K	27±10%	1	30	1.20	14	5
CKFI1206-33uH/K	33±10%	1	30	1.30	13	5
CKFI1206-39uH/K	39±10%	1	30	1.30	13	5
CKFI1206-47uH/K	47±10%	1	30	1.60	12	5
CKFI1206-56uH/M	56±20%	1	30	1.80	12	5
CKFI1206-68uH/M	68±20%	1	30	2.00	11	5
CKFI1206-82uH/M	82±20%	1	30	2.40	11	5
CKFI1206-100uH/M	100±20%	1	30	3.00	8	5


CHARACTERISTICS CURVE



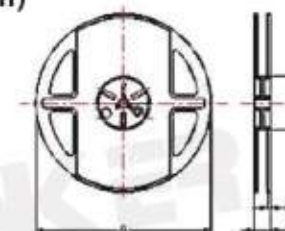
PACKAGING

1. Packaging -Cover Tape

The force for tearing off cover tape is 10 to 100 grams in the arrow direction.



2. Reel Dimensions (Unit:mm)



A	B	C	D
178	60	12	1.5

3. Packaging Quantity

Type	Pcs/Reel
0402	10,000
0603	4,000
0805	4,000
1206	4,000

183 / 184

叠层陶瓷电感 CKCI 系列

MULTILAYER CERAMIC CHIP INDUCTORS CKCI SERIES



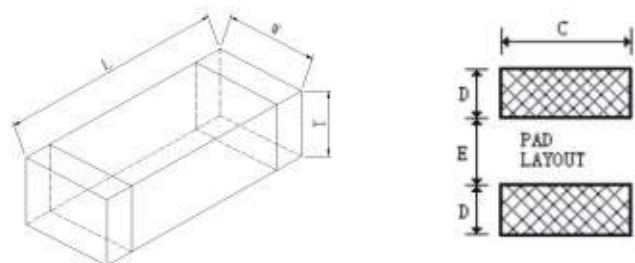
FEATURES 特性

1. 具有高可靠性的单片结构。Monolithic structure for high reliability.
2. 高自谐振频率。High self-resonant frequency.
3. 波峰焊或回流焊都具有出色的可焊性和高耐热性。Excellent solderability and high heat resistance for either wave flow or reflow soldering.

APPLICATIONS 用途


适用于高频应用，包括蜂窝电话、寻呼机、计算机、数字无线电话。
For high frequency applications including cellular phone, pager, computer, digital wireless phone.

SHAPES AND DIMENSIONS 外形尺寸 (Unit:mm)



TYPE(型号)	L	W	T	A	C	D	E
0402	1.0±0.15	0.5±0.15	0.5±0.15	0.25±0.1	0.6	0.5	0.4
0603	1.6±0.20	0.8±0.20	0.8±0.20	0.3±0.2	1.0	0.6	0.8
0805	2.0±0.20	1.2±0.20	0.9±0.20	0.5±0.3	1.4	0.8	1.0

PART NUMBERING SYSTEM 品名系统



Remarks 备注

- (1) Operating Temperature Ranges: -40 ~ 85°C.
- (2) Rated Current: DC current that causes the temperature rise ($\Delta T \leq 40^\circ\text{C}$) from 25°C ambient.

SPECIFICATION TABLE 规格特性表

CKCI0402 Series

Part Number	Inductance (nH)	Test Frequency (MHZ)	Q Min	DCR (Ω) Max	SRF (MHZ) Min	Rated Current (mA) Max
CKCI0402-1.0nH/S	1.0±0.3	100	8	0.10	10000	400
CKCI0402-1.1nH/S	1.1±0.3	100	8	0.10	10000	400
CKCI0402-1.2nH/S	1.2±0.3	100	8	0.10	10000	400
CKCI0402-1.3nH/S	1.3±0.3	100	8	0.10	10000	400
CKCI0402-1.5nH/S	1.5±0.3	100	8	0.10	6000	300
CKCI0402-1.8nH/S	1.8±0.3	100	8	0.10	6000	300
CKCI0402-2.0nH/S	2.0±0.3	100	8	0.20	6000	300
CKCI0402-2.2nH/S	2.2±0.3	100	8	0.20	6000	300
CKCI0402-2.4nH/S	2.4±0.3	100	8	0.20	6000	300
CKCI0402-2.7nH/S	2.7±0.3	100	8	0.20	6000	300
CKCI0402-3.0nH/S	3.0±0.3	100	8	0.20	6000	300
CKCI0402-3.3nH/S	3.3±0.3	100	8	0.20	6000	300
CKCI0402-3.6nH/S	3.6±0.3	100	8	0.20	4000	300
CKCI0402-3.9nH/S	3.9±0.3	100	8	0.20	4000	300
CKCI0402-4.3nH/S	4.3±0.3	100	8	0.20	4000	300
CKCI0402-4.7nH/S	4.7±0.3	100	8	0.20	4000	300
CKCI0402-5.1nH/S	5.1±0.3	100	8	0.30	4000	300
CKCI0402-5.6nH/S	5.6±0.3	100	8	0.30	4000	300
CKCI0402-6.8nH/J	6.8±5%	100	8	0.30	3900	300
CKCI0402-7.5nH/J	7.5±5%	100	8	0.40	3700	300
CKCI0402-8.2nH/J	8.2±5%	100	8	0.40	3600	300
CKCI0402-9.1nH/J	9.1±5%	100	8	0.40	3400	300
CKCI0402-10nH/J	10±5%	100	8	0.40	3200	300
CKCI0402-12nH/J	12±5%	100	8	0.50	2700	300
CKCI0402-15nH/J	15±5%	100	8	0.50	2300	300
CKCI0402-18nH/J	18±5%	100	8	0.60	2100	300
CKCI0402-20nH/J	20±5%	100	8	0.60	2000	300
CKCI0402-22nH/J	22±5%	100	8	0.60	1900	300
CKCI0402-27nH/J	27±5%	100	8	0.70	1600	300
CKCI0402-33nH/J	33±5%	100	8	0.80	1300	200
CKCI0402-39nH/J	39±5%	100	8	1.00	1200	200
CKCI0402-47nH/J	47±5%	100	8	1.10	1100	200
CKCI0402-56nH/J	56±5%	100	8	1.20	750	200
CKCI0402-68nH/J	68±5%	100	8	1.40	750	180
CKCI0402-82nH/J	82±5%	100	8	2.40	750	150
CKCI0402-100nH/J	100±5%	100	8	2.60	700	150
CKCI0402-120nH/J	120±5%	100	8	2.80	600	150

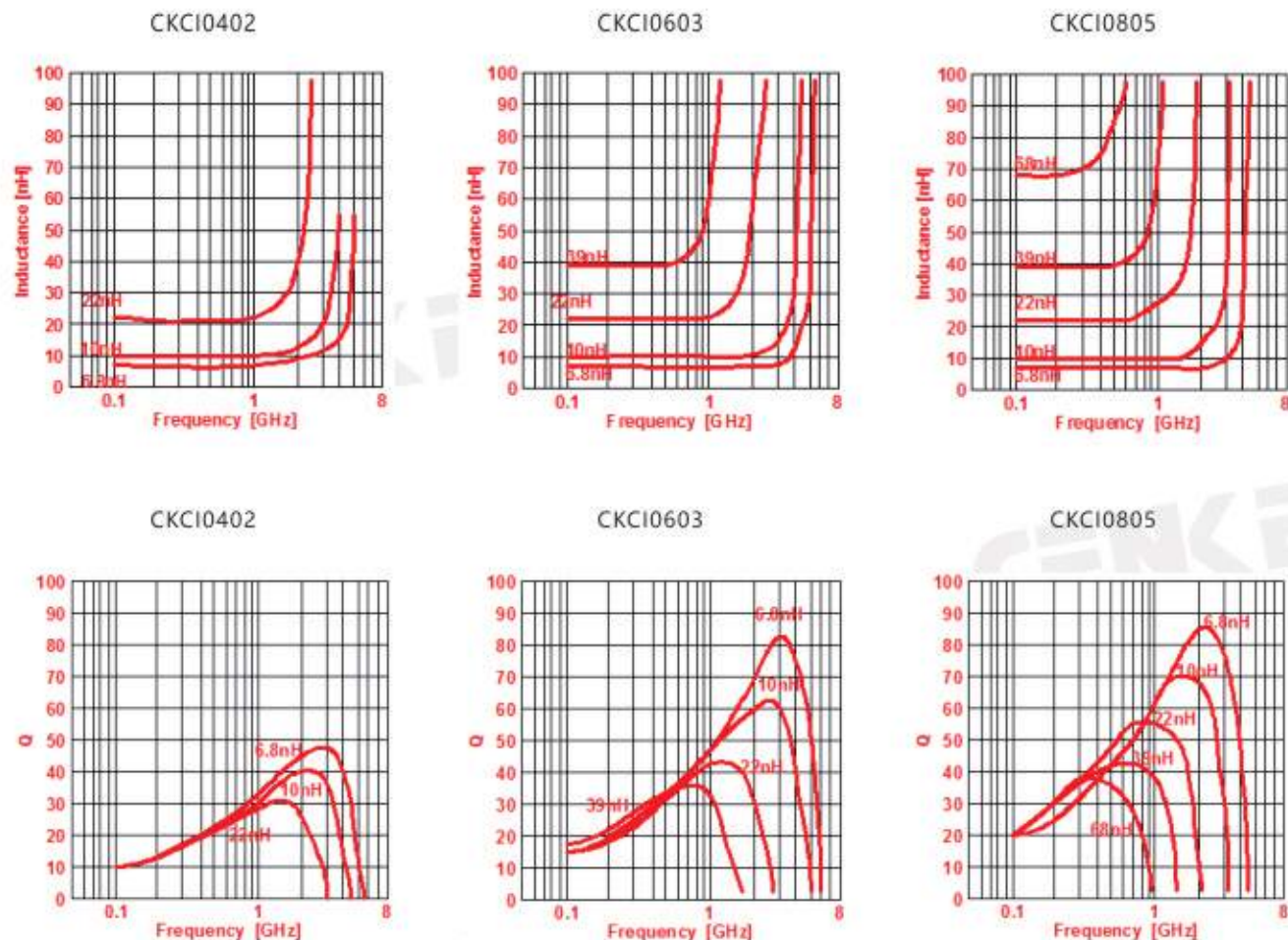
CKCI0603 Series

Part Number	Inductance (nH)	Test Frequency (MHZ)	Q Min	DCR (Ω) Max	SRF (MHZ) Min	Rated Current (mA) Max
CKCI0603-1.5nH/S	1.5 \pm 0.3	100	8	0.10	10000	400
CKCI0603-1.8nH/S	1.8 \pm 0.3	100	8	0.12	9800	400
CKCI0603-2.2nH/S	2.2 \pm 0.3	100	8	0.20	7600	400
CKCI0603-2.7nH/S	2.7 \pm 0.3	100	8	0.20	7000	400
CKCI0603-3.3nH/S	3.3 \pm 0.3	100	8	0.20	6200	400
CKCI0603-3.9nH/S	3.9 \pm 0.3	100	8	0.25	5600	400
CKCI0603-4.7nH/S	4.7 \pm 0.3	100	8	0.30	4800	400
CKCI0603-5.6nH/S	5.6 \pm 0.3	100	8	0.30	4600	400
CKCI0603-6.8nH/J	6.8 \pm 5%	100	8	0.35	4200	400
CKCI0603-8.2nH/J	8.2 \pm 5%	100	8	0.35	3600	400
CKCI0603-10nH/J	10 \pm 5%	100	8	0.40	3200	300
CKCI0603-12nH/J	12 \pm 5%	100	8	0.40	2800	300
CKCI0603-15nH/J	15 \pm 5%	100	8	0.45	2600	300
CKCI0603-18nH/J	18 \pm 5%	100	8	0.60	2400	300
CKCI0603-22nH/J	22 \pm 5%	100	8	0.60	2000	300
CKCI0603-27nH/J	27 \pm 5%	100	8	0.80	1900	300
CKCI0603-33nH/J	33 \pm 5%	100	8	0.80	1600	300
CKCI0603-39nH/J	39 \pm 5%	100	8	1.00	1400	300
CKCI0603-47nH/J	47 \pm 5%	100	8	1.00	1200	200
CKCI0603-56nH/J	56 \pm 5%	100	8	1.00	1000	200
CKCI0603-68nH/J	68 \pm 5%	100	8	1.00	900	200
CKCI0603-82nH/J	82 \pm 5%	100	8	1.00	800	200
CKCI0603-100nH/J	100 \pm 5%	100	8	1.40	700	200
CKCI0603-120nH/J	120 \pm 5%	100	8	1.60	600	150

CKCI0805 Series

Part Number	Inductance (nH)	Test Frequency (MHZ)	Q Min	DCR (Ω) Max	SRF (MHZ) Min	Rated Current (mA) Max
CKCI0805-1.5nH/S	1.5 \pm 0.3	100	8	0.10	6000	600
CKCI0805-1.8nH/S	1.8 \pm 0.3	100	8	0.10	6000	600
CKCI0805-2.2nH/S	2.2 \pm 0.3	100	8	0.10	6000	600
CKCI0805-2.7nH/S	2.7 \pm 0.3	100	8	0.10	6000	600
CKCI0805-3.3nH/S	3.3 \pm 0.3	100	8	0.13	6000	600
CKCI0805-3.9nH/S	3.9 \pm 0.3	100	8	0.15	5400	600
CKCI0805-4.7nH/S	4.7 \pm 0.3	100	8	0.20	4500	400
CKCI0805-5.6nH/S	5.6 \pm 0.3	100	8	0.23	4000	400
CKCI0805-6.8nH/J	6.8 \pm 5%	100	8	0.25	3650	400
CKCI0805-8.2nH/J	8.2 \pm 5%	100	8	0.28	3000	400
CKCI0805-10nH/J	10 \pm 5%	100	8	0.30	2500	300
CKCI0805-12nH/J	12 \pm 5%	100	8	0.35	2450	300
CKCI0805-15nH/J	15 \pm 5%	100	8	0.40	2000	300
CKCI0805-18nH/J	18 \pm 5%	100	8	0.45	1750	300
CKCI0805-22nH/J	22 \pm 5%	100	8	0.50	1700	300
CKCI0805-27nH/J	27 \pm 5%	100	8	0.55	1550	300
CKCI0805-33nH/J	33 \pm 5%	100	8	0.60	1350	300
CKCI0805-39nH/J	39 \pm 5%	100	8	0.70	1300	300
CKCI0805-47nH/J	47 \pm 5%	100	8	0.80	1200	300
CKCI0805-56nH/J	56 \pm 5%	100	8	0.80	1150	300
CKCI0805-68nH/J	68 \pm 5%	100	8	0.85	1000	300
CKCI0805-82nH/J	82 \pm 5%	100	8	0.90	850	300
CKCI0805-100nH/J	100 \pm 5%	100	8	1.00	600	300
CKCI0805-120nH/J	120 \pm 5%	100	8	1.20	500	300
CKCI0805-150nH/K	150 \pm 10%	100	8	1.50	500	300

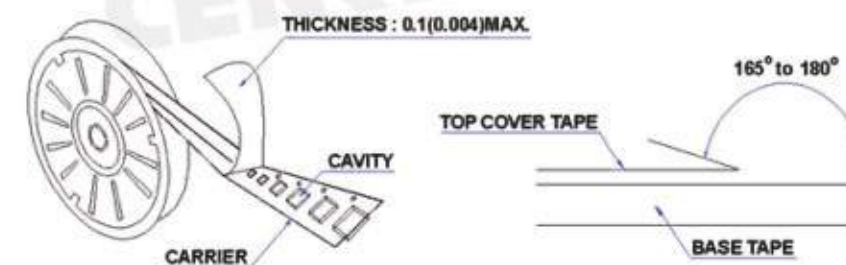
CHARACTERISTICS CURVE



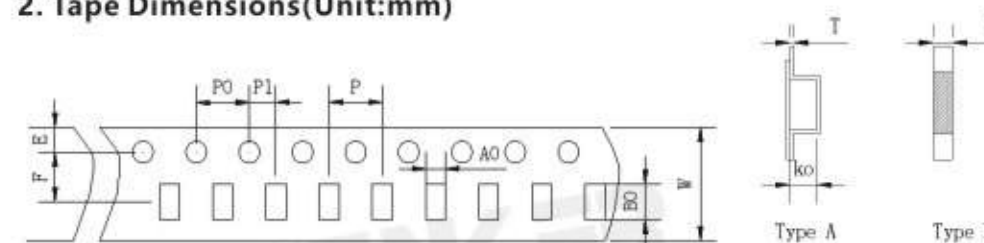
PACKAGING

1. Packaging -Cover Tape

The force for tearing off cover tape is 10 to 100 grams in the arrow direction.




2. Tape Dimensions(Unit:mm)



TYPE(型号)	A	B	T	W	P	F	K	Tape Type
0402	0.62	1.12	0.60	8	2	3.5	/	B
0603	1.05	1.85	0.95	8	4	3.5	/	B
0805	1.50	2.30	0.97	8	4	3.5	/	B

3. Reel Dimensions (Unit:mm)



A	B	C	D
178	60	12	1.5

4. Packaging Quantity

Type	Pcs/Reel
0402	10,000
0603	4,000
0805	4,000

189 / 190

金属粉芯磁环电感 CKTC 系列

METAL POWDER TOROIDAL CORE INDUCTOR CKTC SERIES

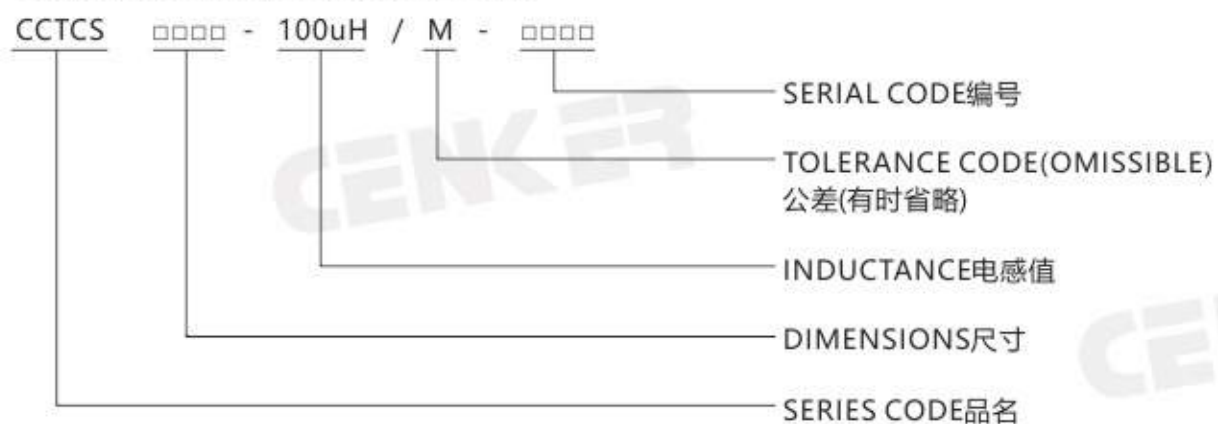
• FEATURES 特性

1. MPP 材质具有高Q值，高负载特性，是精密音频转换电路的优选磁材；
MPP series are excellent choices for precision audio frequency turned circuits, High Q filters, loading coils, EMI filters.
2. Hi-Flux系列用于开关稳压器，噪音滤波器，脉冲和回扫变压器。
Hi-flux series are ideal for switching regulator inductors, in line noise filters, pulse and fly-back transformer applications.
3. MSS系列损耗低，能量储存高于MPP系列，用于开关电源的储能和滤波。
Super-MSS series are designed to replace iron powder by offering much lower losses, with energy storage capability higher than MPP series, and are excellent choices for energy storage and filter inductor applications in switching mode power supplies.

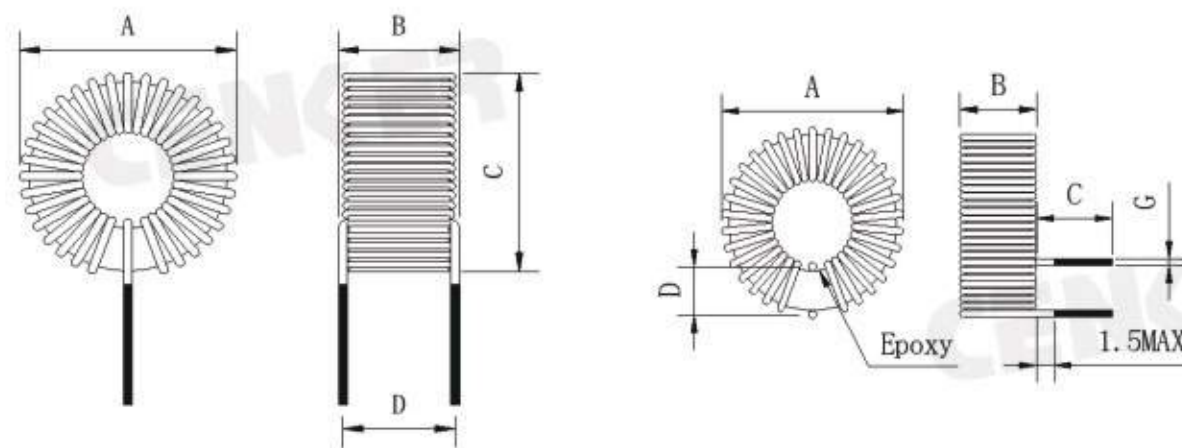
• APPLICATIONS 用途

1. 适用于各种功率变换器和线路滤波器；
Useful in a wide variety of power converter and line filter applications.
2. 适用于PFC和储能电感，广泛应用于汽车电子、光伏领域；
Suitable for PFC and energy storage inductor, widely used in automotive electronics, photovoltaic fields.
3. 我们可以根据您的要求定制产品。请咨询我们的销售人员。
We can customize products according to your requirements. Please consult our sales.

• PART NUMBERING SYSTEM 品名系统



• SHAPES AND DIMENSIONS 外形尺寸 (Unit:mm)



Unit: mm

TYPE (型号)	INDUCTANCE	A	B	C	D	Work Frequency
CKTCS096125	10.0uH-125.0uH	13.0	6.5	13.0	6.0	0.01-1.0MHz
CKTCS112125	10.0uH-125.0uH	16.0	8.0	16.0	8.0	0.01-1.0MHz
CKTCS166125	10.0uH-125.0uH	21.0	11.0	21.0	10.0	0.01-1.0MHz
CKTCS172125	10.0uH-125.0uH	22.0	11.0	22.0	10.0	0.01-1.0MHz
CKTCS203125	10.0uH-125.0uH	25.0	12.0	25.0	12.0	0.01-1.0MHz
CKTCS270125	10.0uH-125.0uH	32.0	15.0	32.0	16.0	0.01-1.0MHz
CKTCS330125	10.0uH-125.0uH	37.5	13.5	37.5	18.0	0.01-1.0MHz

锰锌磁环电感 CKTC 系列

MN-ZN FERRITE TOROIDAL INDUCTORS CKTC SERIES

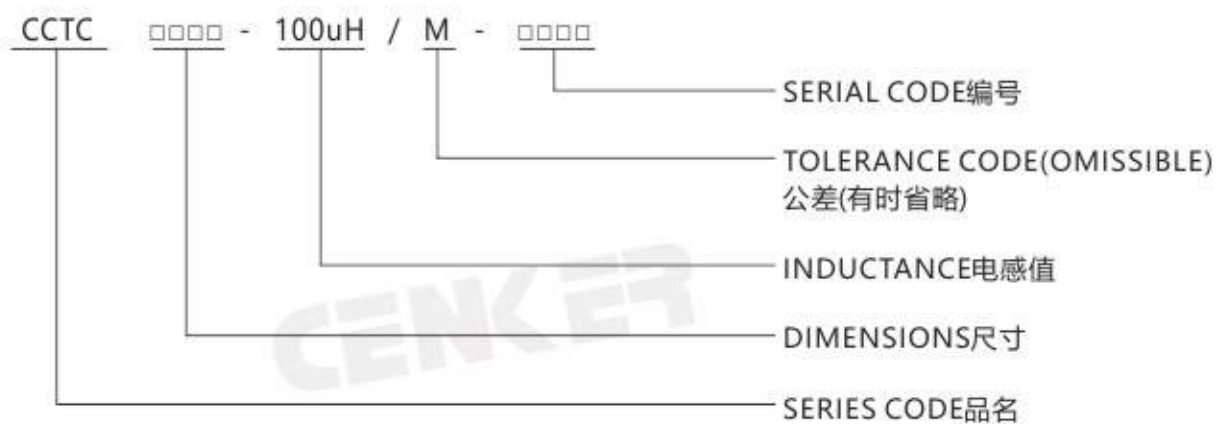
● FEATURES 特性

- 1.对干扰具有极好的抑制作用, 在较宽的频率范围内呈现出无共振插入损耗特性;
Excellent inhibitory effect on interference, and exhibits no resonance insertion loss characteristics in a wide frequency range;
- 2.具有高抗干扰稳定性, 抗射频干扰和突发信号;
With high anti-interference stability, anti-RF interference and burst signal;
- 3.低磁损, 高饱和电流。
Low magnetic loss, high saturation current.

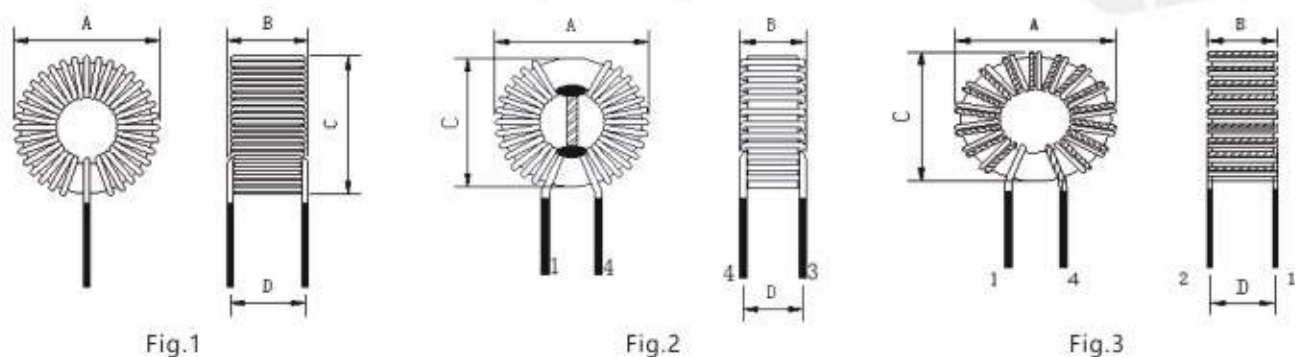
● APPLICATIONS 用途

- 1.用于EMI/RFI扼流圈、输入滤波器。
Useful in a wide variety of EMI/RFI choke, input filter.
- 2.如果你有定制化需求, 请联系我们。
We can customize products according to your requirements. Please consult our sales.

● PART NUMBERING SYSTEM 品名系统



● SHAPES AND DIMENSIONS 外形尺寸 (Unit:mm)



● DIFFERENTIAL MODE INDUCTANCE: 差模电感

TYPE	INDUCTANCE	Fig	A	B	C	(D)
CKTC3726	2.0uH~35uH	1	12.0	5.5	12.0	4.5
CKTC3826	2.0uH~45uH	1	12.0	7.0	12.0	6.0
CKTC4426	3.0uH~50uH	1	13.0	6.0	13.0	5.0
CKTC5026	5.0uH~60uH	1	15.0	8.0	15.0	6.0
CKTC6026	5.0uH~70uH	1	18.0	8.5	18.0	7.0
CKTC6826	22uH~500uH	1	22.0	11.0	22.0	6.0
CKTC8026	50uH~1000uH	1	26.0	13.0	26.0	8.0
CKTC9026	90uH~1800uH	1	29.5	15.0	29.5	11.0
CKTC10626	90uH~2000uH	1	36.0	19.5	36.0	13.0
CKTCS078125	2.2uH~33uH	1	11.0	6.0	11.0	4.0
CKTCS096125	4.7uH~200uH	1	13.0	6.5	13.0	5.0
CKTCS097125	4.7uH~300uH	1	13.0	7.0	13.0	5.5
CKTCS102125	4.7uH~300uH	1	13.5	7.0	13.5	5.5
CKTCS112125	4.7uH~200uH	1	16.0	8.0	16.0	6.0
CKTCS127125	10uH~470uH	1	18.0	9.5	18.0	6.5
CKTCS172125	10uH~470uH	1	22.0	11.5	22.0	8.0
CKTCS203125	10uH~470uH	1	25.0	12.0	25.0	8.5
CKTCS270125	22uH~560uH	1	33.0	17.0	33.0	13.0

● COMMON MODE INDUCTANCE: 共模电感

TYPE	INDUCTANCE	Fig	A	B	C	(D)
CKTC050303	1.0uH~470uH	3	8.0	6.0	8.0	4.0
CKTC060303	1.0uH~650uH	3	9.0	6.0	9.0	4.0
CKTC080403	1.0uH~700uH	3	11.0	7.0	11.0	4.5
CKTC090503	5.0uH~1000uH	2, 3	12.5	7.5	12.5	4.5
CKTC100604	5.0uH~1200uH	2, 3	14.5	8.5	14.5	5.0
CKTC120705	6.0uH~10000uH	2, 3	17.0	10.0	17.0	6.0
CKTC140807	10uH~20000uH	2, 3	19.0	13.0	19.0	8.0
CKTC160905	10uH~20000uH	2, 3	21.0	11.0	21.0	6.5
CKTC181007	10uH~30000uH	2	23.5	14.0	23.5	8.5
CKTC201010	22uH~30000uH	2	26.5	17.0	26.5	11.5
CKTC221408	22uH~35000uH	2	29.0	16.0	29.0	9.5
CKTC251510	22uH~35000uH	2	33.0	18.5	33.0	12.0
CKTC311913	33uH~35000uH	2	40.0	20.0	40.0	16.0

• Apply 应用

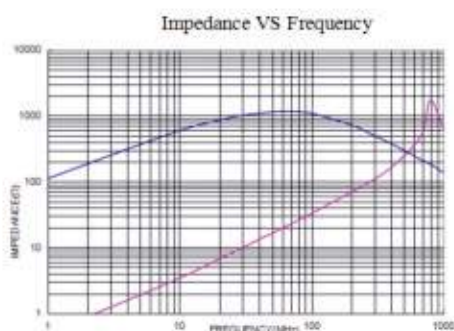
DC/DC转换器, EMI过滤器应用;

Each DC / DC converter, EMI filter application

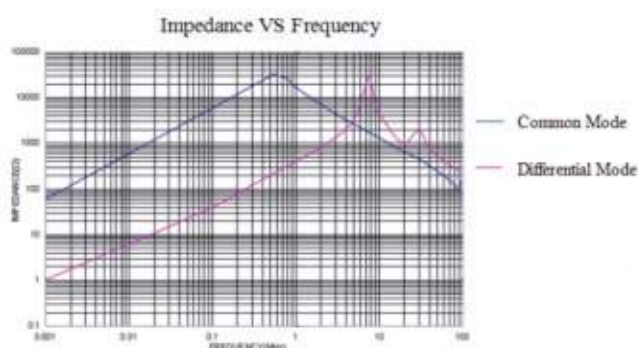
电源线输入和输出滤波器,针对突发信号进行优化; EMC滤波、电源线滤波、共模干扰抑制。

Power line input and output filter are optimized for burst signal; EMC filter, power line filter, and co-mode interference suppression.

• Features Parameter 特性参数



CKTC080403-6uH



CKTC120705-12mH

镍锌磁环电感 CKTC 系列

NI-ZN FERRITE TOROIDAL INDUCTORS CKTC SERIES

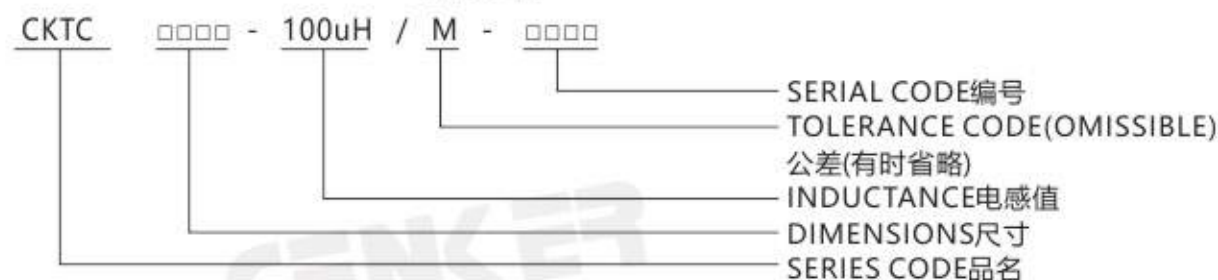
• FEATURES 特性

- 1. 具有较宽范围的高频(1-100MHz)响应, 高阻抗, 低损耗;
Wide range of high frequency (1-100mhz) response, high impedance, low power loss.

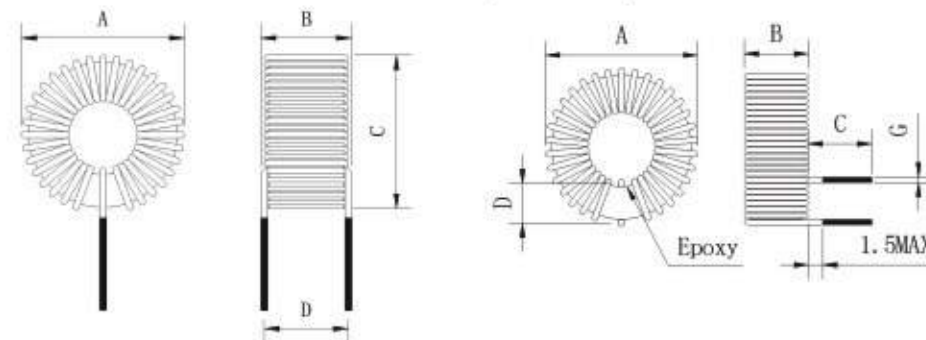
• APPLICATIONS 用途

- 1. 用于EMI/RFI扼流圈、输入滤波器。
Using in a wide variety of EMI/RFI choke, input filter.
- 2. 如果你有定制化需求, 请联系我们。
We can customize products according to your requirements. Please contact us.

• PART NUMBERING SYSTEM 品名系统



• SHAPES AND DIMENSIONS 外形尺寸 (Unit:mm)



TYPE (型号)	INDUCTANCE/电感量	A	B	C	D	Work Frequency
T4.5*3*2	1.0uH-10.0uH	6.5	5.0	6.5	3.0	0.01-0.5MHz
T6*3*3	2.0uH-15.0uH	8.0	6.0	8.0	4.0	0.01-0.5MHz
T8*4*4	3.0uH-20.0uH	12.0	8.0	12.0	6.0	0.01-0.5MHz
T9*5*3	5.0uH-20.0uH	13.0	7.0	14.0	6.0	0.01-0.5MHz
T12*6*5.5	8.0uH-20.0uH	16.0	9.5	17.0	8.0	0.01-0.5MHz
T14*10.6	8.0uH-20.0uH	18.0	10.0	18.0	8.0	0.01-0.5MHz
T16*12*8	10.0uH-25.0uH	20.0	12.0	20.0	10.0	0.01-0.5MHz
T18*10*6	10.0uH-30.0uH	22.0	10.0	22.0	8.0	0.01-0.5MHz
T20*10*7	10.0uH-30.0uH	24.0	11.0	24.0	9.0	0.01-0.5MHz
T22*13.5*8	10.0uH-40.0uH	26.0	12.0	16.0	10.0	0.01-0.5MHz
T36*25*12	15.0uH-150.0uH	30.0	16.0	30.0	11.0	0.01-0.5MHz

非晶纳米晶磁环电感 CKTC 系列

AMORPHOUS NANOCRYSTALLINE TOROIDAL INDUCTORS CKTC SERIES

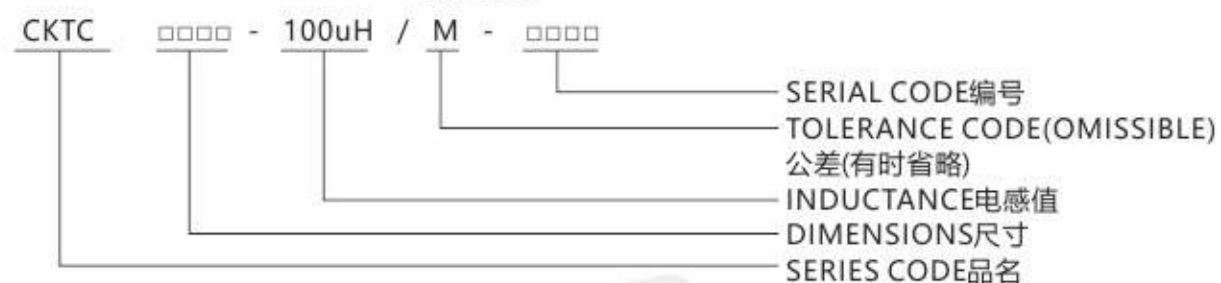
● FEATURES 特性

1. 高饱和磁感应、高磁导率、低损耗特性;
High saturation magnetic induction, high permeability and low loss characteristics;
2. 大电流叠加特性;
Excellent current stack characteristics;
3. 温度稳定性好, 工作温度范围-55°C~ 150°C;
Good temperature stability, operating temperature range -55°C ~ 150°C;

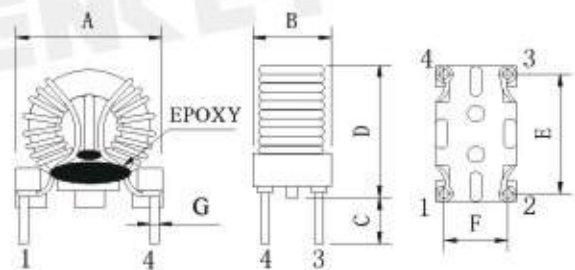
● APPLICATIONS 用途

1. 大功率开关滤波器电感;
Filter inductor in high power switching;
2. UPS主变压器;
Main transformer in UPS;
3. 如果您需要定制化服务, 请联系我们。
We can customize products according to your requirements. Please consult our sales.

● PART NUMBERING SYSTEM 品名系统



● SHAPES AND DIMENSIONS 外形尺寸 (Unit:mm)



TYPE(型号)	INDUCTANCE/电感	A	B	C	D	Work Frequency/工作频率
CKTCBN090604	0.1mH-10.0mH	14.0 MAX	14.0 MAX	4.0±0.5	16.0 MAX	1.0-100.0kHz
CKTCBN262010	0.2mH-20.0mH	32.0 MAX	20.0 MAX	4.0±0.5	35.0 MAX	1.0-100.0kHz
CKTCBN363015	0.3mH-30.0mH	43.0 MAX	30.0 MAX	4.0±0.5	47.0 MAX	1.0-100.0kHz
CKTCBN484010	0.4mH-40.0mH	55.0 MAX	25.0 MAX	4.0±0.5	58.0 MAX	1.0-100.0kHz
CKTCBN554510	0.5mH-50.0mH	62.0 MAX	28.0 MAX	4.0±0.5	65.0 MAX	1.0-100.0kHz
CKTCBN655230	0.6mH-60.0mH	73.0 MAX	45.0 MAX	4.0±0.5	77.0 MAX	1.0-100.0kHz
CKTCBN908015	0.7mH-70.0mH	104.0 MAX	30.0 MAX	4.0±0.5	107.0 MAX	1.0-100.0kHz
CKTCBN908020	0.8mH-80.0mH	104.0 MAX	25.0 MAX	4.0±0.5	107.0 MAX	1.0-100.0kHz
CKTCBN998720	0.9mH-90.0mH	113.0 MAX	35.0 MAX	4.0±0.5	116.0 MAX	1.0-100.0kHz

铁粉芯磁环电感 CKTC 系列

IRON POWDER TOROIDAL INDUCTORS CKTC SERIES

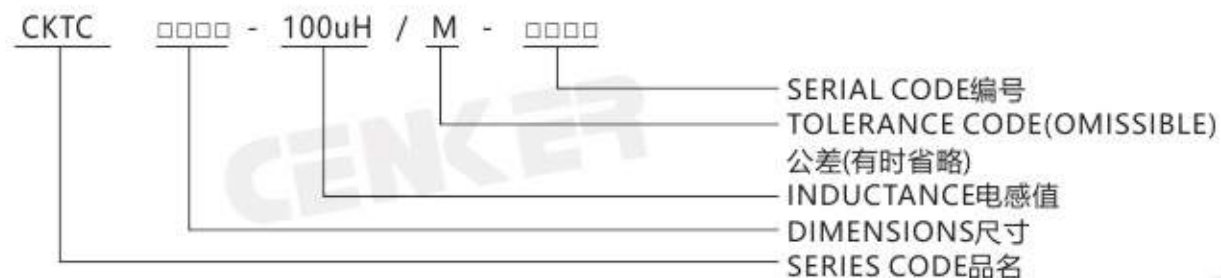
● FEATURES 特性

1. 环形磁芯, 气隙均匀分布;
Ring core, air gap evenly distributed.
2. 高饱和电流。
High saturation current.

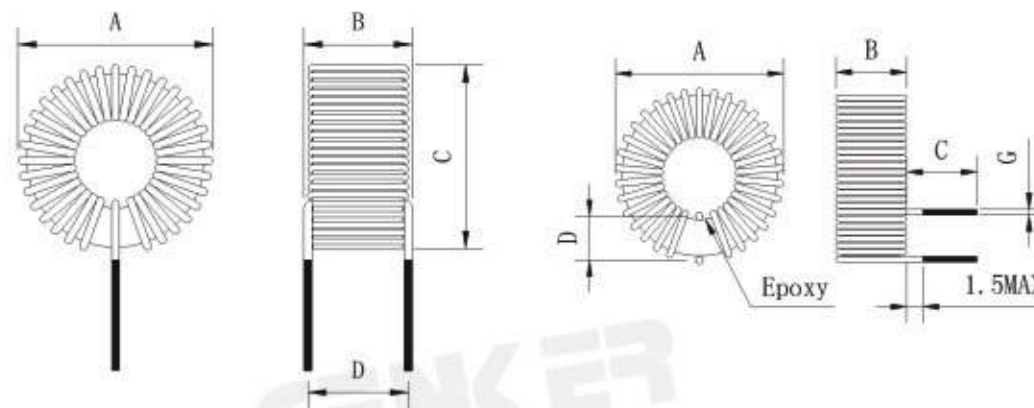
● APPLICATIONS 用途

1. 适用于多种功率变换器和线路滤波器。
Useful in a wide variety of power converter and line filter applications.
2. 如果你有定制化需求, 请联系我们。
We can customize products according to your requirements. Please contact us.

● PART NUMBERING SYSTEM 品名系统



● SHAPES AND DIMENSIONS 外形尺寸 (Unit:mm)



TYPE(型号)	INDUCTANCE	A	B	C	D	Work Frequency
T16-26,52	1.0uH-10.0uH	6.0	3.5	6.0	2.5	10.0-100.0kHz
T20-26,52	1.0uH-10.0uH	7.0	4.0	7.0	3.0	10.0-100.0kHz
T25-26,52	1.0uH-15.0uH	8.5	4.5	8.5	3.5	10.0-100.0kHz
T26-26,52	1.0uH-25.0uH	8.5	7.0	8.5	6.0	10.0-100.0kHz
T30-26,52	2.0uH-30.0uH	10.0	5.5	10.0	4.5	10.0-100.0kHz
T37-26,52	2.0uH-35.0uH	12.0	5.5	12.0	4.5	10.0-100.0kHz
T38-26,52	2.0uH-45.0uH	12.0	7.0	12.0	6.0	10.0-100.0kHz
T44-26,52	3.0uH-50.0uH	13.0	6.0	13.0	5.0	10.0-100.0kHz
T50-26,52	5.0uH-60.0uH	15.0	8.0	15.0	6.0	10.0-100.0kHz
T51-26,52	5.0uH-60.0uH	12.0	8.5	12.0	7.0	10.0-100.0kHz
T60-26,52	5.0uH-70.0uH	18.0	8.5	18.0	7.0	10.0-100.0kHz
T68-26,52	5.0uH-75.0uH	21.0	8.5	21.0	7.0	10.0-100.0kHz
T72-26,52	5.0uH-75.0uH	21.0	9.0	21.0	7.0	10.0-100.0kHz
T80-26,52	5.0uH-80.0uH	24.0	9.0	24.0	8.0	10.0-100.0kHz
T90-26,52	5.0uH-80.0uH	27.0	13.0	27.0	11.0	10.0-100.0kHz
T94-26,52	5.0uH-80.0uH	27.0	11.0	27.0	9.0	10.0-100.0kHz
T106-26,52	5.0uH-80.0uH	31.0	14.0	31.0	12.0	10.0-100.0kHz
T130-26,52	0.5mH-3.0mH	36.0	14.0	36.0	12.0	10.0-100.0kHz
T131-26,52	0.5mH-3.0mH	36.0	14.0	36.0	12.0	10.0-100.0kHz
T141-26,52	0.7mH-3.2mH	39.0	14.0	39.0	12.0	10.0-100.0kHz
T150-26,52	1.0mH-3.5mH	42.0	14.0	42.0	12.0	10.0-100.0kHz
T157-26,52	1.0mH-3.5mH	43.0	17.0	43.0	15.0	10.0-100.0kHz
T175-26,52	1.0mH-3.7mH	48.0	19.0	48.0	17.0	10.0-100.0kHz
T184-26,52	1.0mH-3.5mH	51.0	22.0	51.0	19.0	10.0-100.0kHz
T200-26,52	2.0mH-4.0mH	55.0	28.0	55.0	26.0	10.0-100.0kHz
T201-26,52	2.0mH-4.0mH	55.0	25.0	55.0	23.0	10.0-100.0kHz
T225-26,52	2.0mH-4.0mH	60.0	18.0	60.0	16.0	10.0-100.0kHz
T250-26,52	2.0mH-4.0mH	68.0	30.0	68.0	27.0	10.0-100.0kHz
T300-26,52	2.0mH-4.0mH	81.0	40.0	81.0	25.0	10.0-100.0kHz
T400-26,52	2.0mH-4.0mH	115.0	50.0	115.0	30.0	10.0-100.0kHz

方形锰锌磁环电感 CKCMV 系列 SQUARE MN-ZN FERRITE TOROIDAL INDUCTORS CKCMV SERIES

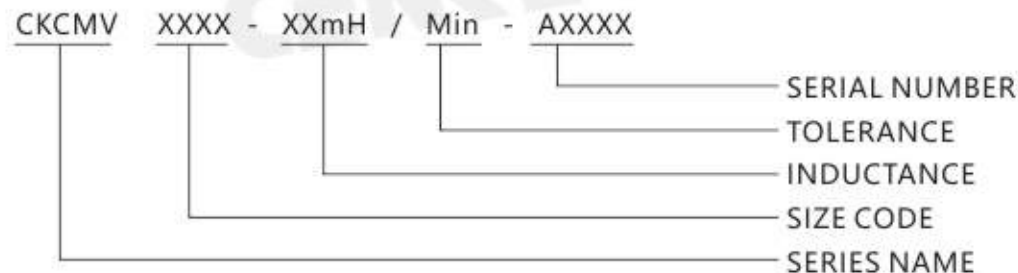
• FEATURES 特性

1. 封闭磁通设计，减少漏磁和电磁干扰(EMI)。
Closed magnetic circuit design reduces leakage flux and Electro Magnetic Interference(EMI).
2. 扁平铜线具有更好的过电流能力；
Flat copper wire has better overcurrent capacity;
3. 自动化生产确保高质量和一致性。
Automatic production ensures high quality and consistency.

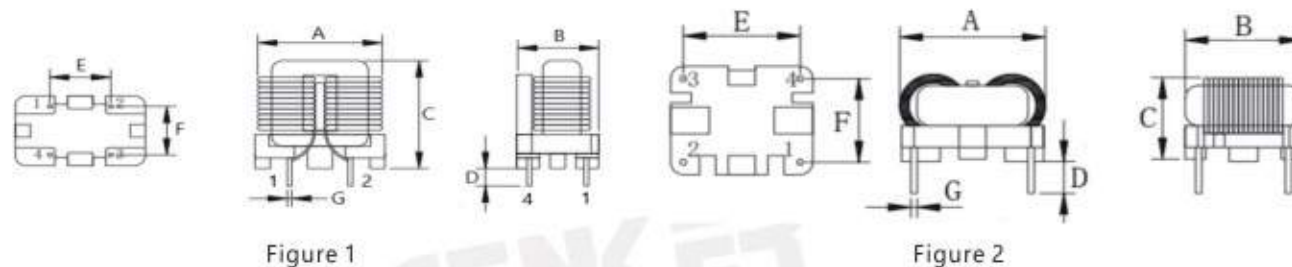
• APPLICATIONS 用途

1. 避免交流侧免受开关调节器的影响。
Protects AC side from the affects of switching regulators.
2. 用于EMI/RFI扼流圈、输入滤波器。
Useful in a wide variety of EMI/RFI choke,input filter.
3. 如果你有定制化需求，请联系我们。
We can customize products according to your requirements. Please consult our sales.

• PART NUMBERING SYSTEM 品名系统



• SHAPES AND DIMENSIONS 外形尺寸 (Unit:mm)



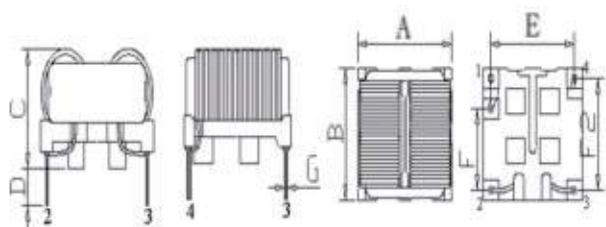


Figure 3

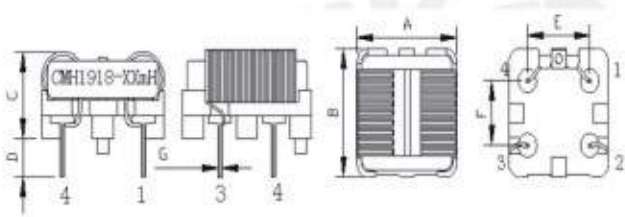


Figure 4

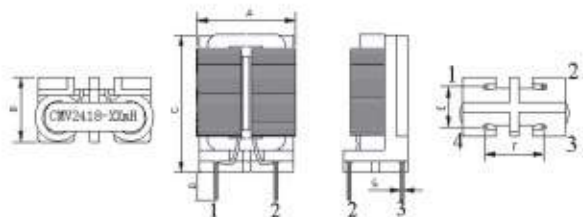


Figure 5

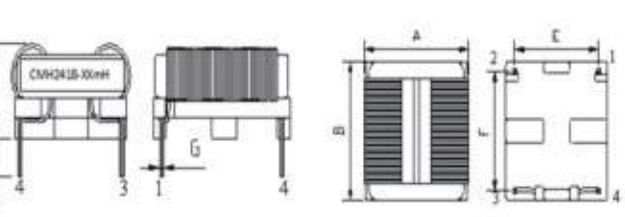


Figure 6

• RECOMMENDED PATTERNS 推荐的焊盘 (mm)

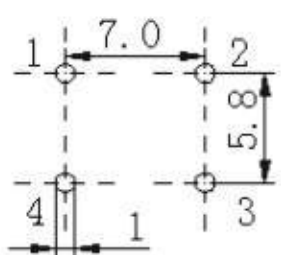


Figure 7

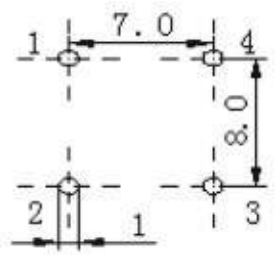


Figure 8

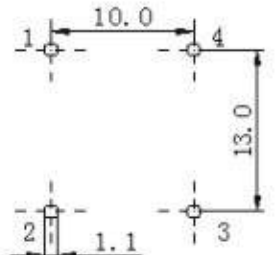


Figure 9

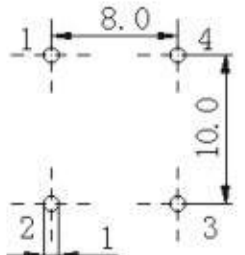


Figure 10

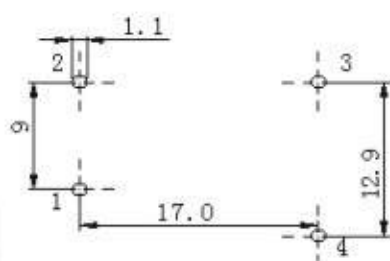


Figure 11

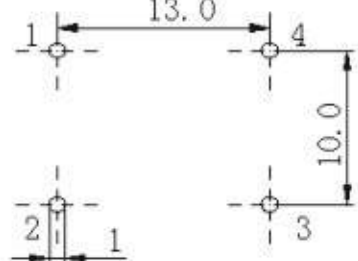


Figure 12




Figure 13

TYPE	A (Max)	B (Max)	C (Max)	D (±0.5)	E (±0.5)	F (±0.5)	FIGURE (图片)
CKCMV1010	15.0	8.0	13.5	3.5	7.0	5.8	Figure 1,7
CKCMV1212	19.5	12.5	18.5	3.5	8.0	7.0	Figure 1,8
CKCMH1212	18.0	15.0	13.0	3.5	13.0	10.0	Figure 2,9
CKCMV1515	22.0	13.0	20.0	3.5	10.0	8.0	Figure 1,10
CKCMH1515	22.0	18.0	15.0	3.5	17.0	9.0	Figure 3,11
CKCMV1918	23.5	15.0	28	3.5	10.0	13.0	Figure 1,9
CKCMH1918	23.5	23.5	15	3.5	13.0	10.0	Figure 4,12
CKCMV2418	26.0	16.0	32.0	3.5	10.0	13.0	Figure 5,9
CKCMH2418	25.2	26.0	17.0	3.5	17.0	21.5	Figure 6,13

• ELECTRICAL CHARACTERISTICS 电性参数

PART NUMBER	L1&L2 (mH)	DCR (Max) (Ω)	RATED CURRENT at 25°C (A) Max	RATED VOLTAGE (V)	TEST FREQUENCY L1&L2
CKCMV1010-10mH/Min	10	0.200	1.9	250	1KHz/0.25V
CKCMV/H1212-1mH/Min	1	0.095	3.0	250	1KHz/0.25V
CKCMV/H1212-5mH/Min	5	0.130	2.3	250	1KHz/0.25V
CKCMV/H1212-10mH/Min	10	0.170	2.0	250	1KHz/0.25V
CKCMV/H1212-15mH/Min	15	0.250	1.7	250	1KHz/0.25V
CKCMV/H1212-20mH/Min	20	0.250	1.0	250	1KHz/0.25V
CKCMV/H1515-5mH/Min	5	0.180	3.5	250	1KHz/0.25V
CKCMV/H1515-10mH/Min	10	0.120	2.8	250	1KHz/0.25V
CKCMV/H1515-15mH/Min	15	0.250	2.5	250	1KHz/0.25V
CKCMV/H1515-20mH/Min	20	0.250	2.1	250	1KHz/0.25V
CKCMV/H1515-25mH/Min	20	0.280	1.8	250	1KHz/0.25V
CKCMV/H1515-30mH/Min	30	0.320	1.5	250	1KHz/0.25V
CKCMV/H1918-5mH/Min	5	0.070	4.2	250	1KHz/0.25V
CKCMV/H1918-10mH/Min	10	0.220	2.3	250	1KHz/0.25V
CKCMV/H1918-20mH/Min	20	0.240	2.0	250	1KHz/0.25V
CKCMV/H1918-25mH/Min	25	0.350	1.2	250	1KHz/0.25V
CKCMV/H2418-5mH/Min	5	0.050	4.0	250	1KHz/0.25V
CKCMV/H2418-10mH/Min	10	0.120	3.6	250	1KHz/0.25V
CKCMV/H2418-15mH/Min	15	0.150	2.5	250	1KHz/0.25V
CKCMV/H2418-20mH/Min	20	0.180	2.3	250	1KHz/0.25V

插件共模滤波器 CKUU 系列 DIP COMMON MODE FILTER CKUU SERIES

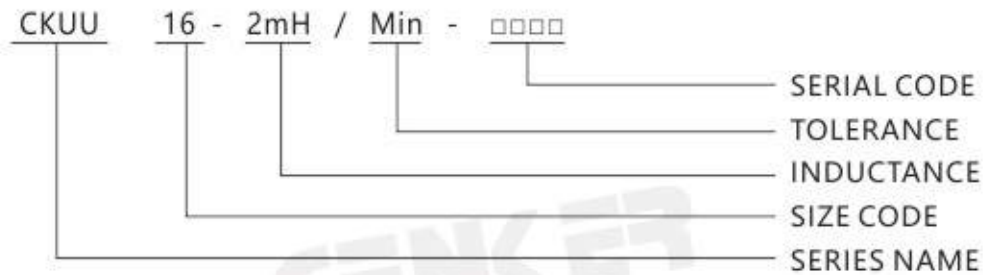
● FEATURES 特性

1. 铁氧体磁芯，漏磁少，EMI性能好;
Ferrite core, less magnetic leakage, good EMI performance;
2. 高阻抗，开放式结构，散热效果好;
High impedance, open structure, good heat dissipation effect;
3. 通用材料，成本低，快速交付;
General purpose materials, low cost, quick delivery;
4. 自动化生产确保高质量和一致性。
Automatic production ensures high quality and consistency.

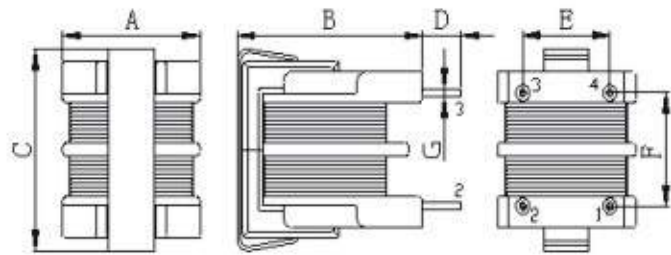
● APPLICATIONS 用途

1. 避免交流侧免受开关调节器的影响。
Protects AC side from the affects of switching regulators.
2. 用于EMI/RFI扼流圈、输入滤波器。
Useful in a wide variety of EMI/RFI choke, input filter.
3. 如果你有定制化需求，请联系我们。
We can customize products according to your requirements. Please consult our sales.

● PART NUMBERING SYSTEM 品名系统



● SHAPES AND DIMENSIONS 外形尺寸 (Unit:mm)



TYPE(型号)	A	B	C	D	E	F	G
CKUU9.8	12.5Max	17.0Max	16.0Max	4.0 ±0.5	7.0±0.5	8.0±0.5	0.6±0.1
CKUU10.5	17.5Max	23.0Max	20.0Max	4.0 ±0.5	10.0±0.5	13.0±0.5	0.7±0.1
CKUU16	20.0Max	29.0Max	24.0Max	4.0 ±0.5	10.0±0.5	13.0±0.5	0.7±0.1

插件共模滤波器 CKUT 系列 DIP COMMON MODE FILTER CKUT SERIES

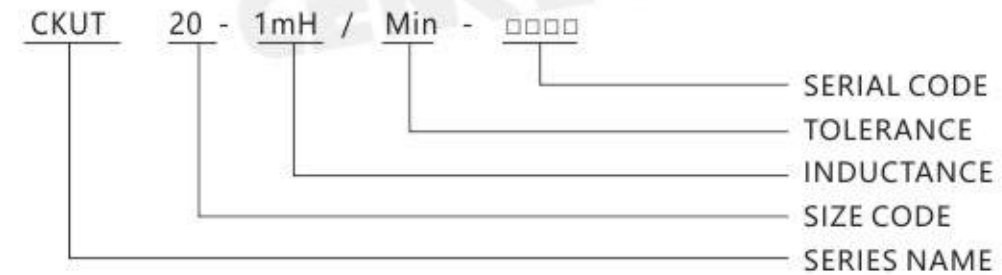
● FEATURES 特性

1. 全封闭铁氧体铁芯，无漏磁通，EMI性能优良;
Fully enclosed ferrite core, no leakage magnetic flux, excellent EMI performance;
2. 高阻抗，开放式结构，散热效果好;
High impedance, open structure, good heat dissipation effect;
3. 通用材料，成本低，快速交付;
General purpose materials, low cost, quick delivery;
4. 自动化生产确保高质量和一致性。
Automatic production ensures high quality and consistency.

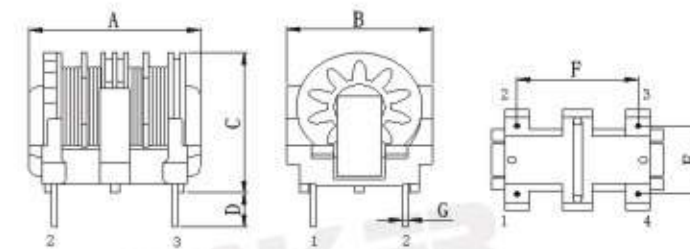
● APPLICATIONS 用途

1. 避免交流侧免受开关调节器的影响。
Protects AC side from the affects of switching regulators.
2. 用于EMI/RFI扼流圈、输入滤波器。
Useful in a wide variety of EMI/RFI choke, input filter.
3. 如果你有定制化需求，请联系我们。
We can customize products according to your requirements. Please consult our sales.

● PART NUMBERING SYSTEM 品名系统



● SHAPES AND DIMENSIONS 外形尺寸 (Unit:mm)



TYPE(型号)	A	B	C	D	E	F	G
CKUT20	22.5Max	17.5Max	23.0Max	4±0.5	10±0.5	13±0.5	0.8±0.1
CKET20	23.0Max	23.0Max	16.0Max	4±0.5	14±0.5	17±0.5	0.8±0.1
CKET24	25.5Max	25.5Max	22.0Max	4±0.5	15±0.5	21±0.5	0.8±0.1

插件共模滤波器 CKET 系列

DIP COMMON MODE FILTER CKET SERIES

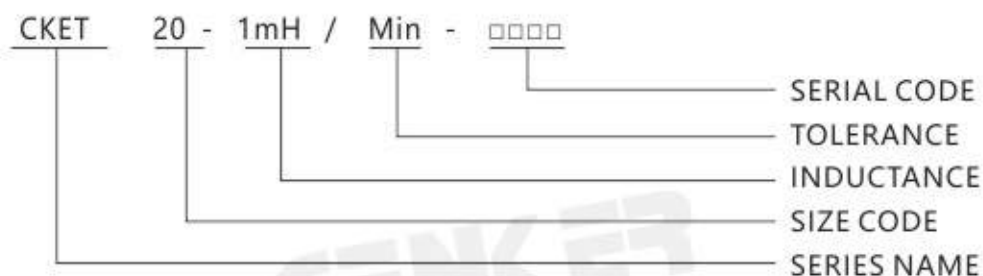
● FEATURES 特性

1. 全封闭铁氧体铁芯，无漏磁通，EMI性能优良;
Fully enclosed ferrite core, no leakage magnetic flux, excellent EMI performance;
2. 高阻抗，开放式结构，散热效果好;
High impedance, open structure, good heat dissipation effect;
3. 通用材料，成本低，快速交付;
General purpose materials, low cost, quick delivery;
4. 自动化生产确保高质量和一致性。
Automatic production ensures high quality and consistency.

● APPLICATIONS 用途

1. 避免交流侧免受开关调节器的影响。
Protects AC side from the affects of switching regulators.
2. 用于EMI/RFI扼流圈、输入滤波器。
Useful in a wide variety of EMI/RFI choke, input filter.
3. 如果你有定制化需求，请联系我们。
We can customize products according to your requirements. Please consult our sales.

● PART NUMBERING SYSTEM 品名系统



● SHAPES AND DIMENSIONS 外形尺寸 (Unit:mm)



TYPE(型号)	A	B	C	D	E	F	G
CKET20	22.0Max	22.0Max	19.0Max	4±0.5	13.0±0.5	10.0±0.5	0.8±0.1
CKET24	26.0Max	26.0Max	21.5Max	3.5±0.5	15.0±0.5	21.0±0.5	0.8±0.1

绕线共模电感

WIRE WOUND CHIP COMMON MODE COIL



● FEATURES 特性

1. High common mode impedance at high frequency effects excellent noise suppression performance. 高频共模阻抗高，噪声抑制性能优良。
2. 20Ω~2000Ω are optional for different noise level and signal frequency. 对于不同的噪声电频和信号频率，选择20Ω~2000Ω阻抗。

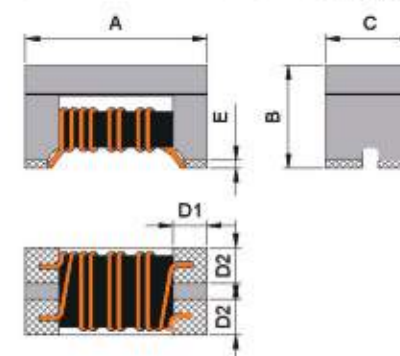
● APPLICATIONS 用途

1. USB 2.0 line for personal computers and peripheral 电脑和外围设备的USB 2.0线路。
2. IEEE 1394 line for personal computers, DVC, STB 用于计算机、DVC、机顶盒的IEEE 1394线路。
3. LVDS, panel line for liquid display panels, graph card, etc. LVDS，用于液体显示面板的面板线，图形卡等。
4. USB 3.0 line or HDMI2.0 for personal computers and peripheral 电脑和外围设备的USB 3.0或HDMI2.0线路。

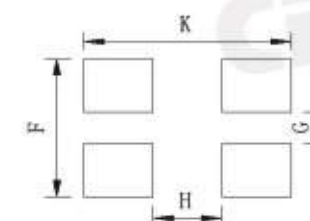
● PART NUMBERING SYSTEM 品名系统



● SHAPES AND DIMENSIONS 外形尺寸 (Unit:mm)




Recommended Land Pattern



TYPE(型号)	A	B	C	D1	D2	E	F	G	H	K
CMC1210	1.25±0.2	0.8±0.1	1.0±0.2	0.33 Ref	0.36 Ref	0.10 Max	1.0 Ref	0.30 Ref	0.50 Ref	1.55 Ref
CMC2012	2.0±0.2	1.2±0.2	1.2±0.2	0.5 Ref	0.45 Ref	0.17 Max	1.2 Ref	0.4 Ref	0.8 Ref	2.6 Ref
CMC3216	3.2±0.2	2.0±0.2	1.6±0.2	0.7 Ref	0.6 Ref	0.22 Max	1.6 Ref	0.4 Ref	1.6 Ref	3.7 Ref
CML3416	3.4±0.2	2.0±0.2	1.6±0.2	0.7 Ref	0.6 Ref	0.22Max	1.7 Ref	0.5 Ref	1.7 Ref	3.7 Ref
CMC3225	3.2±0.2	2.2±0.2	2.5±0.2	0.7 Ref	0.85 Ref	0.3 Max	3.5 Ref	0.6 Ref	1.6 Ref	4.4 Ref
CMC4532	4.5±0.2	2.8±0.2	3.2±0.2	0.8 Ref	1.1 Ref	0.5 Max	3.2 Ref	1.0 Ref	2.7 Ref	5.1 Ref
CML4532	4.5±0.2	2.8±0.2	3.2±0.2	0.8 Ref	1.1 Ref	0.5 Max	3.2 Ref	1.0 Ref	2.7 Ref	5.1 Ref

• STRUCTURE AND MATERIAL



Part	Components	Material
A	Core	Ferrite
B	I Core	Ferrite
C	Wire	Polyurethane enameled copper wire
D	Epoxy	Epoxy resin

• ELECTRICAL CHARACTERISTICS

1. Operating temperature range : -40°C ~ 105°C(Including self - temperature rise)
2. Storage temperature range (packaging conditions): -10°C ~ +40°C and RH 70% (Max.)

• TEST AND MEASUREMENT PROCEDURES

1. Common Mode Impedance(Ω)

Test equipment: Keysight E4991B / Agilent 4787A or equivalent

2. DC Resistance (DCR)

Test equipment: Agilent34420A / Agilent 4338B or equivalent

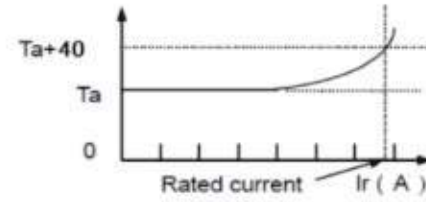
3. Rated Current (I_{rms})

I_{rms} is direct electric current as chip surface temperature rose just 20 or 40 against chip initial surface temperature

(Ta), Temperature rise: Rated Current < 1A ΔT 20°C Max
 Rated Current \geq 1A ΔT 40°C Max

4. Insulation Resistance

Test equipment: Chroma or equivalent TH2683A / Zx6583



• RECOMMENDED SOLDERING TECHNOLOGIES

Re-flowing Profile

Preheat condition: 150~200 /60~120sec.

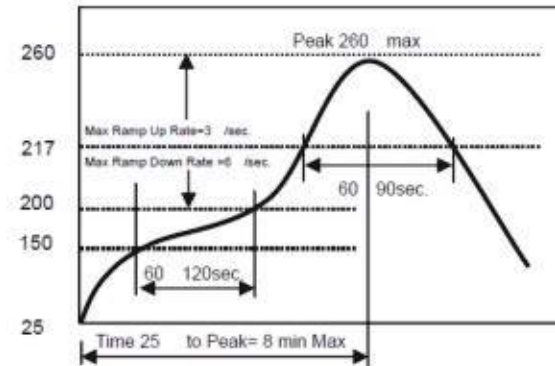
Allowed time above 217C: 60~90sec.

Max temp: 260

Max time at max temp: 10sec

Solder paste: Sn/3.0Ag/0.5Cu

Allowed Reflow time: 2 times max



■ SPECIFICATION TABLE 规格特性表

CMC1210S Series

Part No.	Common Mode Impedance(Ω)	Test Frequency (MHZ)	DCR (Ω) Max	Max. Rated Current (mA)	Rated Voltage (Vdc)	Insulation Resistance (M Ω) Min.
CMC1210S-200-2P-T	20 \pm 25%	100	0.15	500	50	10
CMC1210S-350-2P-T	35 \pm 25%	100	0.18	430	50	10
CMC1210S-600-2P-T	60 \pm 25%	100	0.30	400	50	10
CMC1210S-900-2P-T	90 \pm 25%	100	0.30	400	50	10
CMC1210S-121-2P-T	120 \pm 25%	100	0.40	260	50	10
CMC1210S-161-2P-T	160 \pm 25%	100	0.40	260	50	10
CMC1210S-181-2P-T	180 \pm 25%	100	0.40	250	50	10
CMC1210S-201-2P-T	200 \pm 25%	100	0.40	250	50	10

CMC1210U Series

Part No.	Common Mode Impedance(Ω)	Test Frequency (MHZ)	DCR (Ω) Max	Max. Rated Current (mA)	Rated Voltage (Vdc)	Insulation Resistance (M Ω) Min.
CMC1210U-350-2P-T	35 \pm 25%	100	0.30	400	50	10
CMC1210U-500-2P-T	50 \pm 25%	100	0.30	300	50	10
CMC1210U-600-2P-T	60 \pm 25%	100	0.30	300	50	10
CMC1210U-900-2P-T	90 \pm 25%	100	0.40	300	50	10
CMC1210U-121-2P-T	120 \pm 25%	100	0.35	330	50	10

CMC2012S Series

Part No.	Common Mode Impedance(Ω)	Test Frequency (MHZ)	DCR (Ω) Max	Max. Rated Current (mA)	Rated Voltage (Vdc)	Insulation Resistance (M Ω) Min.
CMC2012S-300-2P-T	30 \pm 25%	100	0.20	450	50	10
CMC2012S-800-2P-T	80 \pm 25%	100	0.30	400	50	10
CMC2012S-900-2P-T	90 \pm 25%	100	0.30	400	50	10
CMC2012S-121-2P-T	120 \pm 25%	100	0.30	400	50	10
CMC2012S-181-2P-T	180 \pm 25%	100	0.35	350	50	10
CMC2012S-201-2P-T	200 \pm 25%	100	0.35	330	50	10
CMC2012S-261-2P-T	260 \pm 25%	100	0.40	300	50	10
CMC2012S-371-2P-T	370 \pm 25%	100	0.45	300	50	10
CMC2012S-601-2P-T	600 \pm 25%	100	0.60	300	50	10
CMC2012S-801-2P-T	800 \pm 25%	100	0.75	300	50	10
CMC2012S-901-2P-T	900 \pm 25%	100	0.80	150	50	10
CMC2012S-102-3P-T	1000 \pm 25%	100	0.80	150	50	10

CMC2012U Series

Part No.	Common Mode Impedance(Ω)	Test Frequency (MHZ)	DCR (Ω) Max	Max. Rated Current (mA)	Rated Voltage (Vdc)	Insulation Resistance (MΩ) Min.
CMC2012U-300-2P-T	30±25%	100	0.20	400	50	10
CMC2012U-600-2P-T	60±25%	100	0.30	300	50	10
CMC2012U-900-2P-T	90±25%	100	0.30	300	50	10
CMC2012U-121-2P-T	120±25%	100	0.30	330	50	10

CMC3216S/L Series

Part No.	Common Mode Impedance(Ω)	Test Frequency (MHZ)	DCR (Ω) Max	Max. Rated Current (mA)	Rated Voltage (Vdc)	Insulation Resistance (MΩ) Min.
CMC3216S-900-2P-T	90±25%	100	0.30	370	50	10
CMC3216S-261-2P-T	260±25%	100	0.50	310	50	10
CMC3216S-601-2P-T	600±25%	100	0.80	260	50	10
CMC3216S-102-2P-T	1000±25%	100	1.00	230	50	10
CMC3216S-222-2P-T	2200±25%	100	1.20	200	50	10
CMC3216S-242-2P-T	2400±25%	100	1.20	200	50	10
CML3216S-600-2P-T	L:50uH Min	0.1	1.70	200	50	10

CMC3225S Series

Part No.	Common Mode Impedance(Ω)	Test Frequency (MHZ)	DCR (Ω) Max	Max. Rated Current (mA)	Rated Voltage (Vdc)	Insulation Resistance (MΩ) Min.
CMC3225S-900-2P-T	90±25%	100	0.05	1000	50	10
CMC3225S-161-2P-T	160±25%	100	0.12	680	50	10
CMC3225S-271-2P-T	270±25%	100	0.13	640	50	10
CMC3225S-501-2P-T	500±25%	100	0.20	1000	50	10
CMC3225S-601-2P-T	600±25%	100	0.20	1000	50	10
CMC3225S-801-2P-T	800±25%	100	0.20	1000	50	10
CMC3225S-102-2P-T	1000±25%	100	0.30	750	50	10
CMC3225S-222-2P-T	2200±25%	100	0.30	640	50	10
CMC3225S-242-2P-T	2400±25%	100	0.30	640	50	10
CML3225B-510-2P-T	L:51uH + 50%/-30%	100kHz,0.1v	0.70	200	80	10
CML3225E-101-2P-T	L:51uH + 50%/-30%	100kHz,0.1v	1.50	150	80	10

CMC3225H Series

Part No.	Common Mode Impedance(Ω)	Test Frequency (MHZ)	DCR (Ω) Max	Max. Rated Current (mA)	Rated Voltage (Vdc)	Insulation Resistance (MΩ) Min.
CMC3225H-501-2P-T	500±25%	100	0.10	2000	50	10
CMC3225H-102-2P-T	1000±25%	100	0.10	1500	50	10

CML3416S Series

Part No.	Common Mode Impedance(Ω)	Test Frequency (MHZ)	DCR (Ω) Max	Max. Rated Current (mA)	Rated Voltage (Vdc)	Insulation Resistance (MΩ) Min.
CML3416S-60uH.Min	60uH Min	100kHz,0.1v	1.70	200	50	10

CMC4532 Series

Part No.	Common Mode Impedance(Ω)	Test Frequency (MHZ)	DCR (Ω) Max	Max. Rated Current (mA)	Rated Voltage (Vdc)	Insulation Resistance (MΩ) Min.
CMC4532S-900-2P-T	90±25%	100	0.05	3000	50	10
CMC4532S-121-2P-T	120±25%	100	0.07	3000	50	10
CMC4532S-201-2P-T	200±25%	100	0.10	1500	50	10
CMC4532H-231-2P-T	230±25%	100	0.05	3500	50	10
CMC4532S-331-2P-T	330±25%	100	0.11	1500	50	10
CMC4532S-601-2P-T	600±25%	100	0.12	1500	50	10
CMC4532H-601-2P-T	600±25%	100	0.06	2500	50	10
CMC4532S-801-2P-T	800±25%	100	0.16	1000	50	10
CMC4532H-102-2P-T	1000±25%	100	0.11	2100	50	10
CMC4532S-142-2P-T	1400±25%	100	0.20	700	50	10
CMC4532S-1000Ω/Min	1000Ω Min L:51uH + 50%/-30%@100khz	10	1.00	200	50	10

CML4532S Series


Part No.	Common Mode Impedance(Ω)	Test Frequency (MHZ)	DCR (Ω) Max	Max. Rated Current (mA)	Rated Voltage (Vdc)	Insulation Resistance (MΩ) Min.	L(uH)
CML4532S-11uH	300Ω Min@10MHz	100	0.60	360	50	10	11uH +50%/-30%
CML4532S-220-2P-T	500Ω Min@10MHz	100	1.00	310	50	10	22uH +50%/-30%
CML4532S-51uH	1000 Min@10MHz	100	1.00	230	50	10	51uH +50%/-30%
CML4532S-101-2P-T	2000Ω Min@10MHz	100	2.00	200	50	10	100uH +50%/-30%

1. Operating temperature range : -40°C ~ 105°C(Including self - temperature rise)
2. Storage temperature range (packaging conditions): -10°C ~ +40°C and RH 70% (Max.)
3. Rated Current (Irms)

Irms is direct electric current as chip surface temperature rose just 20°C or 40°C against chip initial surface temperature (Ta)

Temperature rise: Rated Current < 1A ΔT 20°C Max
 Rated Current ≥ 1A ΔT 40°C Max


● IMPEDANCE VS FREQUENCY CURVE



CMC1210 Series

CMC1210U Series


CMC2012 Series



CMC2012U Series

CMC3216 Series

CML3416 Series



CMC3225 Series

CMC4532 Series

CML4532 Series

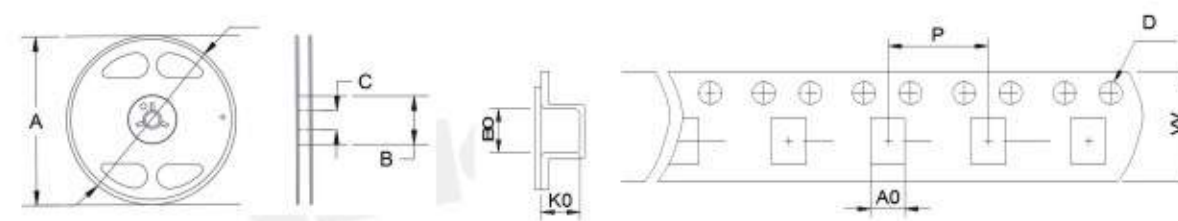
■ PACKAGING SPECIFICATION

1. Packaging - Cover Tape

The force for tearing off cover tape is 10 to 100 grams in the arrow direction.



2. Packaging - Tape & Reel



TYPE	Tape Dimension						Reel Dimension			Quantity (Pcs/Reel)
	W	A0	B0	K0	D	P	A	B	C	
CMC1210	8	1.1	1.4	1.0	1.5	4	178	60	13	3000 pcs
CMC2012	8	1.55	2.45	1.5	1.5	4	178	60	13	2000 pcs
CMC3216	8	1.95	3.7	2.4	1.5	4	178	60	13	2000 pcs
CML3416	8	1.95	3.7	2.4	1.5	4	178	60	13	2000 pcs
CMC3225	12	2.9	3.5	2.7	1.5	8	330	10.75	2.3	3000 pcs
CMC4532	12	3.7	4.85	3	1.5	8	178	60	13	500 pcs

绕线电感 ACW 系列

WIRE WOUND CHIP FERRITE INDUCTOR ACW SERIES

• FEATURES 特性

1. Broadband impedance characteristics 具有宽频段阻抗特性
2. Good DC superimposition characteristics 良好的直流叠加特性
3. Efficient transmission signal 高效的传输信号
4. The range of filter video noise from MHz to Ghz 具有从MHz到Ghz视频噪声滤波范围
5. High saturation current, low DCR 高饱和, 低电阻
5. AEC-Q200 verified 满足AEC-Q200认证

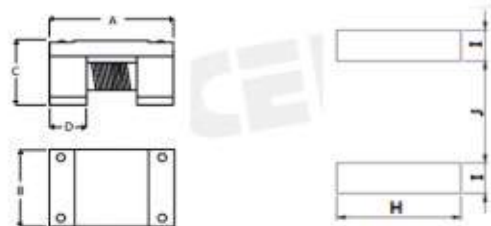
• APPLICATIONS 用途

PoC line for automotive camera system
应用在汽车摄像系统PoC线路

• PART NUMBERING SYSTEM 品名系统




• SHAPES AND DIMENSIONS 外形尺寸 (Unit:mm)



Recommended Land Pattern

TYPE(型号)	A	B	C	D	H	I	J
CMC3225	3.2±0.2	2.5±0.2	2.3±0.2	0.58±0.1	2.5Typ	0.9Typ	2.2Typ

• STRUCTURE AND MATERIAL



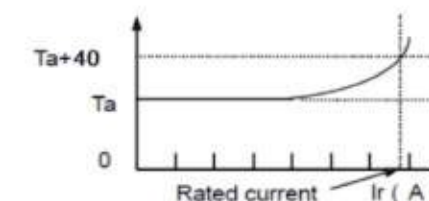
Part	Components	Material
A	Core	Ferrite
B	I-Core	Ferrite
C	Wire	Polyurethane enameled copper wire
D	Epoxy	Epoxy resin

• ELECTRICAL CHARACTERISTICS

1. Operating temperature range : -40°C ~ 125°C(Including self - temperature rise)
2. Storage temperature range (packaging conditions): -10°C ~ +40°C and RH 70% (Max.)

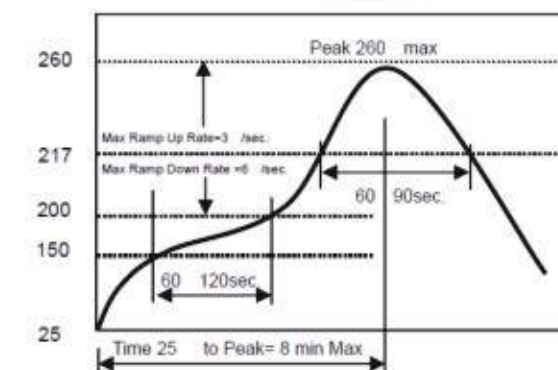
• TEST AND MEASUREMENT PROCEDURES

1. Rated current: Isat(Max) or Irms(Max), whichever is smaller.
2. Saturation Current: Max. Value, DC current at which the inductance drops less than 30% from its value without current; Typ. Value, DC current at which the inductance drops approximate 30% from its value without current.
3. Irms: DC current that causes the temperature rise (ΔT) from 20°C ambient; For Max. Value, temperature rise (ΔT) is 20°C. For Typ. Value, temperature rise (ΔT) is approximate 40°C.



• RECOMMENDED SOLDERING TECHNOLOGIES

Re-flowing Profile
Preheat condition: 150~200 /60~120sec.
Allowed time above 217C: 60~90sec.
Max temp: 260
Max time at max temp: 10sec
Solder paste: Sn/3.0Ag/0.5Cu
Allowed Reflow time: 2 times max



SPECIFICATION TABLE 规格特性表

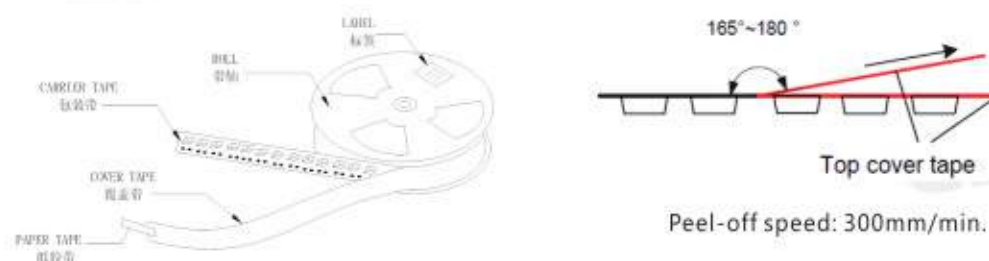
ACW3225 Series

Part No.	Inductance(uH)	Test Condition	DCR (Ω) Max	Saturation Current. Max(mA)	Irms Max (mA)
ACW3225-2R2M	2.2±20%	1MHz,1V	0.19	1000	1000
ACW3225-2R7M	2.7±20%	1MHz,1V	0.22	975	975
ACW3225-3R3M	3.3±20%	1MHz,1V	0.24	950	950
ACW3225-4R7M	4.7±20%	1MHz,1V	0.28	850	850

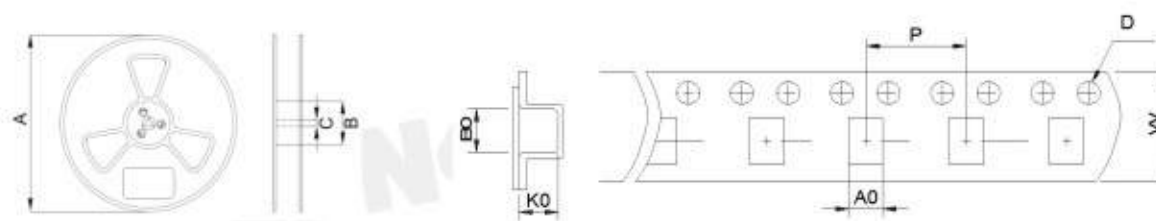
PACKAGING SPECIFICATION

1. Packaging - Cover Tape

The force for tearing off cover tape is 10 to 100 grams in the arrow direction.



2. Packaging - Tape & Reel



TYPE	Tape Dimension						Reel Dimension			Quantity (Pcs/Reel)
	W	A0	B0	K0	D	P	A	B	C	
ACW3225	12	2.9	3.5	2.7	1.5	8	330	10.75	2.3	3000 pcs

叠层铁氧体磁珠 CKGB 系列

MULTILAYER FERRITE CHIP BEADS CKGB SERIES

● FEATURES 特性


1. 可广泛应用于抑制电磁干扰的频率范围。Can be used in a wide range of frequency to suppress EMI.
2. 良好的焊锡性。Excellent solderability.
3. 可采用自动贴片安装设备进行组装。Can be mounted with surface mounting equipment.

● APPLICATIONS 用途

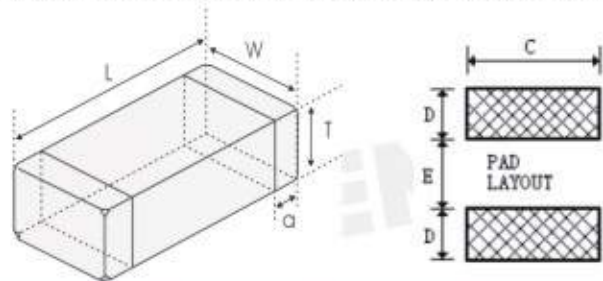
用于计算机及其周边设备、录像机、摄像机、办公自动化设备等数字设备的降噪。

Noise wuppression in digital equipment such as computer and its peripheral devices, VCR camera, OA equipments, etc.

● PART NUMBERING SYSTEM 品名系统



● SHAPES AND DIMENSIONS 外形尺寸 (Unit:mm)



TYPE(型号)	L	W	T	a	C	D	E
0402	1.0±0.15	0.5±0.15	0.5±0.15	0.25±0.1	0.6	0.5	0.4
0603	1.6±0.20	0.8±0.20	0.8±0.20	0.3±0.2	1	0.6	0.8
0805	2.0±0.20	1.2±0.20	0.9±0.20	0.5±0.3	1.4	0.8	1.0
1206	3.2±0.20	1.6±0.20	0.9±0.20	0.5±0.3	1.8	0.8	2.0

● REMARKS 备注

- (1) Operating Temperature Ranges: -25 ~ 85°C.
- (2) Rated Current: DC current that causes the temperature rise ($\Delta T \leq 30^\circ\text{C}$) from 20°C ambient.

SPECIFICATION TABLE 规格特性表

CKGB0402 Series

Part No.	Impedance (Ω)	Tolerance	Test Frequency (MHZ)	DCR (Ω) Max	Rated Current (mA)Max
CKGB0402-0 Ω /300mA	0	0 ~ 15 Ω	100	0.10	300
CKGB0402-0 Ω /800mA	0	0 ~ 15 Ω	100	0.04	800
CKGB0402-0 Ω /1.8A	0	0 ~ 15 Ω	100	0.05	1800
CKGB0402-10 Ω /300mA	10	7 ~ 15 Ω	100	0.10	300
CKGB0402-10 Ω /800mA	10	7 ~ 15 Ω	100	0.04	800
CKGB0402-10 Ω /1.8A	10	7 ~ 15 Ω	100	0.05	1800
CKGB0402-30 Ω /300mA	30	$\pm 25\%$	100	0.20	300
CKGB0402-30 Ω /700mA	30	$\pm 25\%$	100	0.08	700
CKGB0402-30 Ω /1.3A	30	$\pm 25\%$	100	0.08	1300
CKGB0402-60 Ω /200mA	60	$\pm 25\%$	100	0.35	200
CKGB0402-60 Ω /600mA	60	$\pm 25\%$	100	0.15	600
CKGB0402-60 Ω /1A	60	$\pm 25\%$	100	0.10	1000
CKGB0402-80 Ω /200mA	80	$\pm 25\%$	100	0.40	200
CKGB0402-80 Ω /450mA	80	$\pm 25\%$	100	0.20	450
CKGB0402-120 Ω /150mA	120	$\pm 25\%$	100	0.50	150
CKGB0402-120 Ω /450mA	120	$\pm 25\%$	100	0.25	450
CKGB0402-120 Ω /800mA	120	$\pm 25\%$	100	0.15	800
CKGB0402-150 Ω /150mA	150	$\pm 25\%$	100	0.55	150
CKGB0402-150 Ω /450mA	150	$\pm 25\%$	100	0.25	450
CKGB0402-150 Ω /700mA	150	$\pm 25\%$	100	0.20	700
CKGB0402-220 Ω /100mA	220	$\pm 25\%$	100	0.70	100
CKGB0402-220 Ω /300mA	220	$\pm 25\%$	100	0.40	300
CKGB0402-220 Ω /700mA	220	$\pm 25\%$	100	0.25	700
CKGB0402-300 Ω /100mA	300	$\pm 25\%$	100	0.80	100
CKGB0402-300 Ω /300mA	300	$\pm 25\%$	100	0.50	300
CKGB0402-300 Ω /600mA	300	$\pm 25\%$	100	0.30	600
CKGB0402-600 Ω /100mA	600	$\pm 25\%$	100	1.30	100
CKGB0402-600 Ω /200mA	600	$\pm 25\%$	100	0.70	200
CKGB0402-600 Ω /300mA	600	$\pm 25\%$	100	0.52	300
CKGB0402-1000 Ω	1000	$\pm 25\%$	100	1.60	25
CKGB0402-1000 Ω /200mA	1000	$\pm 25\%$	100	1.00	200
CKGB0402-1000 Ω /300mA	1000	$\pm 25\%$	100	0.65	300
CKGB0402-1200 Ω	1200	$\pm 25\%$	100	1.8	25
CKGB0402-1800 Ω /100mA	1800	$\pm 25\%$	100	1.4	100

CKGB0603 Series

Part No.	Impedance (Ω)	Tolerance	Test Frequency (MHZ)	DCR (Ω) Max	Rated Current (mA)Max
CKGB0603-0Ω/800mA	0	0~15Ω	100	0.10	800
CKGB0603-0Ω/1A	0	0~15Ω	100	0.08	1000
CKGB0603-0Ω/6A	0	0~15Ω	100	0.02	6000
CKGB0603-10Ω/800mA	10	7~15Ω	100	0.10	800
CKGB0603-10Ω/1A	10	7~15Ω	100	0.08	1000
CKGB0603-10Ω/6A	10	7~15Ω	100	0.02	6000
CKGB0603-30Ω/500mA	31	±25%	100	0.10	500
CKGB0603-30Ω/1A	31	±25%	100	0.08	1000
CKGB0603-30Ω/4A	31	±25%	100	0.02	4000
CKGB0603-60Ω/300mA	60	±25%	100	0.20	300
CKGB0603-60Ω/1A	60	±25%	100	0.12	1000
CKGB0603-60Ω/3A	60	±25%	100	0.04	3000
CKGB0603-100Ω/300mA	100	±25%	100	0.20	300
CKGB0603-100Ω/1A	100	±25%	100	0.15	1000
CKGB0603-100Ω/2.5A	100	±25%	100	0.06	2500
CKGB0603-120Ω/300mA	120	±25%	100	0.20	300
CKGB0603-120Ω/1A	120	±25%	100	0.15	1000
CKGB0603-120Ω/2A	120	±25%	100	0.065	2000
CKGB0603-150Ω/300mA	150	±25%	100	0.30	300
CKGB0603-150Ω/1A	150	±25%	100	0.20	1000
CKGB0603-150Ω/1.5A	150	±25%	100	0.09	1500
CKGB0603-180Ω/300mA	180	±25%	100	0.30	300
CKGB0603-180Ω/1A	180	±25%	100	0.20	1000
CKGB0603-180Ω/1.5A	180	±25%	100	0.07	1500
CKGB0603-220Ω/300mA	220	±25%	100	0.30	300
CKGB0603-220Ω/1A	220	±25%	100	0.20	1000
CKGB0603-220Ω/1.5A	220	±25%	100	0.12	1500
CKGB0603-300Ω/200mA	300	±25%	100	0.35	200
CKGB0603-300Ω/1A	300	±25%	100	0.25	1000
CKGB0603-300Ω/1.5A	300	±25%	100	0.18	1500
CKGB0603-500Ω/200mA	500	±25%	100	0.50	200
CKGB0603-500Ω/1A	500	±25%	100	0.30	1000
CKGB0603-500Ω/1.2A	500	±25%	100	0.18	1200
CKGB0603-600Ω/200mA	600	±25%	100	0.50	200
CKGB0603-600Ω/1A	600	±25%	100	0.30	1000
CKGB0603-600Ω/1.2A	600	±25%	100	0.18	1200
CKGB0603-800Ω/200mA	800	±25%	100	0.60	200
CKGB0603-800Ω/500mA	800	±25%	100	0.55	500
CKGB0603-1000Ω/200mA	1000	±25%	100	0.60	200
CKGB0603-1000Ω/500mA	1000	±25%	100	0.55	500
CKGB0603-1200Ω/100mA	1200	±25%	100	0.85	100
CKGB0603-1200Ω/500mA	1200	±25%	100	0.65	500
CKGB0603-1500Ω	1500	±25%	100	0.85	50
CKGB0603-1500Ω/400mA	1500	±25%	100	0.75	400
CKGB0603-2000Ω	2000	±25%	100	1.10	50
CKGB0603-2000Ω/400mA	2000	±25%	100	0.90	400

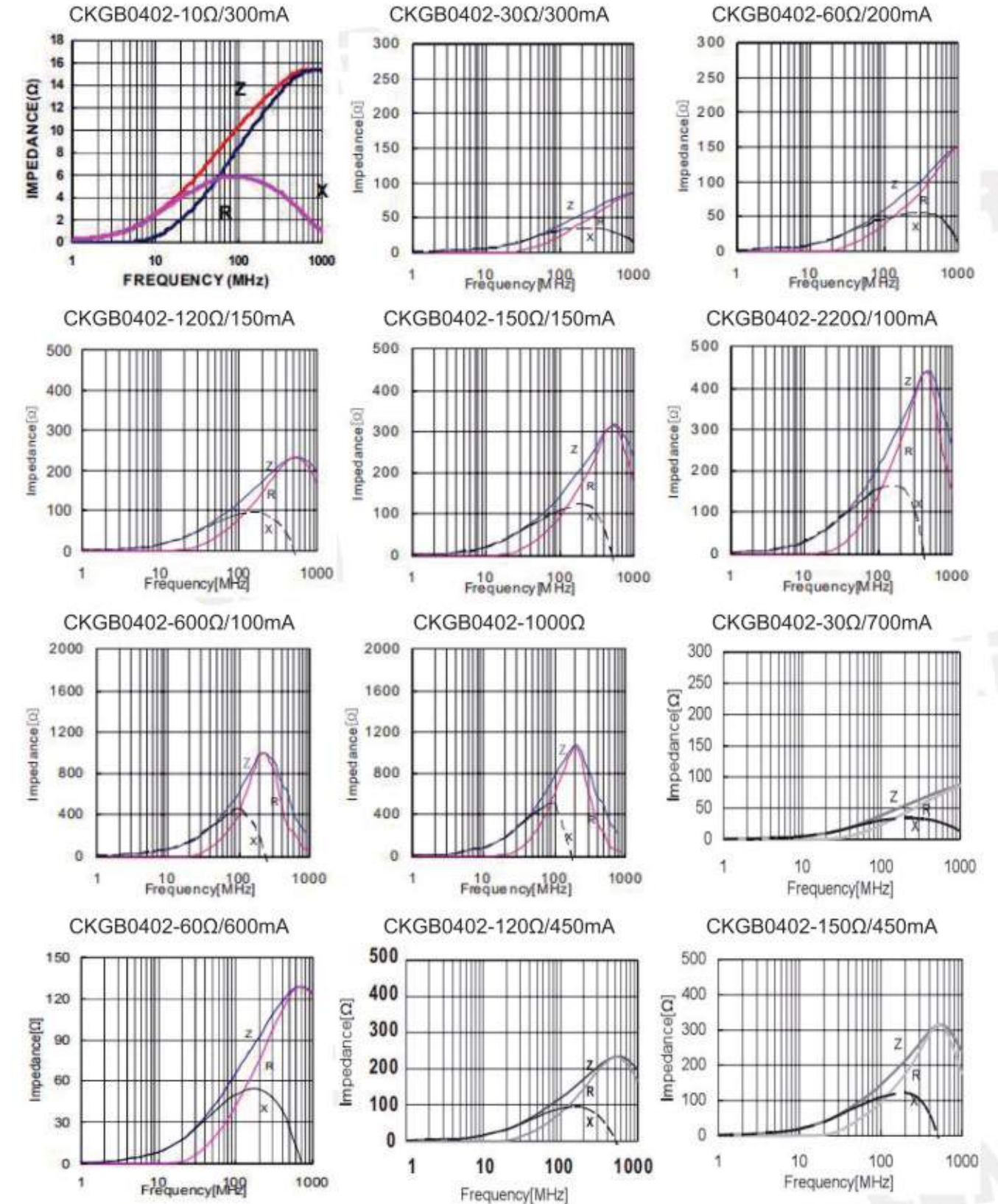
CKGB0805 Series

Part No.	Impedance (Ω)	Tolerance	Test Frequency (MHZ)	DCR (Ω) Max	Rated Current (mA)Max
CKGB0805-0Ω/900mA	0	0~15Ω	100	0.08	900
CKGB0805-0Ω/3A	0	0~15Ω	100	0.03	3000
CKGB0805-0Ω/6A	0	0~15Ω	100	0.01	6000
CKGB0805-10Ω/900mA	10	7~15Ω	100	0.10	900
CKGB0805-10Ω/3A	10	7~15Ω	100	0.03	3000
CKGB0805-10Ω/6A	10	7~15Ω	100	0.01	6000
CKGB0805-30Ω/900mA	30	±25%	100	0.10	900
CKGB0805-30Ω/3A	30	±25%	100	0.05	3000
CKGB0805-30Ω/6A	30	±25%	100	0.01	6000
CKGB0805-60Ω/900mA	60	±25%	100	0.15	900
CKGB0805-60Ω/3A	60	±25%	100	0.06	3000
CKGB0805-60Ω/3.5A	60	±25%	100	0.03	3500
CKGB0805-80Ω/500mA	80	±25%	100	0.18	500
CKGB0805-80Ω/2.5A	80	±25%	100	0.08	2500
CKGB0805-80Ω/3A	80	±25%	100	0.04	3000
CKGB0805-120Ω/400mA	120	±25%	100	0.20	400
CKGB0805-120Ω/2A	120	±25%	100	0.10	2000
CKGB0805-120Ω/3A	120	±25%	100	0.05	3000
CKGB0805-180Ω/300mA	180	±25%	100	0.20	300
CKGB0805-180Ω/2A	180	±25%	100	0.15	2000
CKGB0805-180Ω/2.5A	180	±25%	100	0.08	2500
CKGB0805-220Ω/300mA	220	±25%	100	0.20	300
CKGB0805-220Ω/2A	220	±25%	100	0.15	2000
CKGB0805-220Ω/2.5A	220	±25%	100	0.08	2500
CKGB0805-300Ω/300mA	300	±25%	100	0.35	300
CKGB0805-300Ω/2A	300	±25%	100	0.20	2000
CKGB0805-300Ω/2.5A	300	±25%	100	0.08	2500
CKGB0805-600Ω/300mA	600	±25%	100	0.40	300
CKGB0805-600Ω/1.5A	600	±25%	100	0.25	1500
CKGB0805-600Ω/2A	600	±25%	100	0.10	2000
CKGB0805-800Ω/200mA	800	±25%	100	0.45	200
CKGB0805-800Ω/800mA	800	±25%	100	0.30	800
CKGB0805-1000Ω/200mA	1000	±25%	100	0.45	200
CKGB0805-1000Ω/800mA	1000	±25%	100	0.30	800
CKGB0805-1000Ω/1.5A	1000	±25%	100	0.12	1500
CKGB0805-1200Ω/100mA	1200	±25%	100	0.60	100
CKGB0805-1200Ω/500mA	1200	±25%	100	0.45	500
CKGB0805-1500Ω/100mA	1500	±25%	100	0.70	100
CKGB0805-1500Ω/1A	1500	±25%	100	0.30	1000
CKGB0805-2000Ω/50mA	2000	±25%	100	0.90	50
CKGB0805-2500Ω/50mA	2500	±25%	50	1.20	50
CKGB0805-2500Ω/100mA	2500	±25%	50	0.6	100

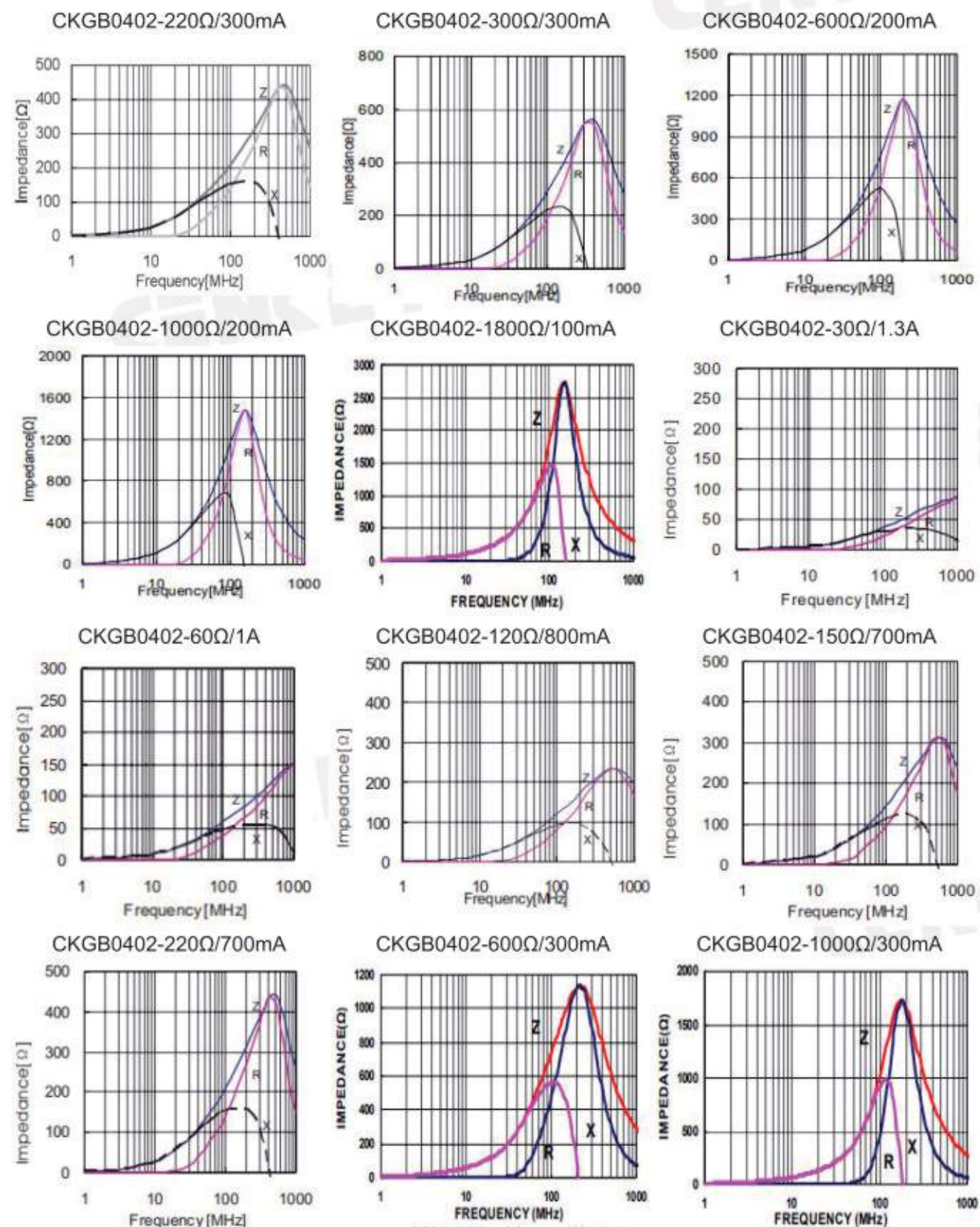
CKGB1206 Series

Part No.	Impedance (Ω)	Tolerance	Test Frequency (MHZ)	DCR (Ω) Max	Rated Current (mA)Max
CKGB1206-0Ω/1A	0	0~15Ω	100	0.10	1000
CKGB1206-0Ω/4A	0	0~15Ω	100	0.04	4000
CKGB1206-0Ω/6A	0	0~15Ω	100	0.01	6000
CKGB1206-10Ω/4A	10	7~15Ω	100	0.05	4000
CKGB1206-10Ω/6A	10	7~15Ω	100	0.015	6000
CKGB1206-26Ω/1A	26	±25%	100	0.10	1000
CKGB1206-26Ω/3A	26	±25%	100	0.05	3000
CKGB1206-26Ω/6A	26	±25%	100	0.015	6000
CKGB1206-30Ω/1A	30	±25%	100	0.10	1000
CKGB1206-30Ω/3A	30	±25%	100	0.08	3000
CKGB1206-30Ω/4A	30	±25%	100	0.025	4000
CKGB1206-50Ω/3A	50	±25%	100	0.10	3000
CKGB1206-50Ω/4A	50	±25%	100	0.025	4000
CKGB1206-60Ω/1A	60	±25%	100	0.15	1000
CKGB1206-60Ω/3A	60	±25%	100	0.10	3000
CKGB1206-60Ω/4A	60	±25%	100	0.025	4000
CKGB1206-80Ω/1A	80	±25%	100	0.15	1000
CKGB1206-80Ω/3A	80	±25%	100	0.10	3000
CKGB1206-80Ω/4A	80	±25%	100	0.035	4000
CKGB1206-120Ω/1A	120	±25%	100	0.25	1000
CKGB1206-120Ω/3A	120	±25%	100	0.10	3000
CKGB1206-120Ω/4A	120	±25%	100	0.035	4000
CKGB1206-150Ω/800mA	150	±25%	100	0.30	800
CKGB1206-150Ω/2.5A	150	±25%	100	0.15	2500
CKGB1206-150Ω/3A	150	±25%	100	0.045	3000
CKGB1206-220Ω/800mA	220	±25%	100	0.35	800
CKGB1206-220Ω/2.5A	220	±25%	100	0.20	2500
CKGB1206-220Ω/3A	220	±25%	100	0.055	3000
CKGB1206-300Ω/800mA	300	±25%	100	0.40	800
CKGB1206-300Ω/2A	300	±25%	100	0.20	2000
CKGB1206-300Ω/2.5A	300	±25%	100	0.065	2500
CKGB1206-500Ω/600mA	500	±25%	100	0.45	600
CKGB1206-500Ω/2A	500	±25%	100	0.20	2000
CKGB1206-500Ω/2A(R)	500	±25%	100	0.085	2000
CKGB1206-600Ω/600mA	600	±25%	100	0.45	600
CKGB1206-600Ω/2A	600	±25%	100	0.25	2000
CKGB1206-600Ω/2A(R)	600	±25%	100	0.10	2000
CKGB1206-800Ω/400mA	800	±25%	100	0.55	400
CKGB1206-800Ω/2A	800	±25%	100	0.25	2000
CKGB1206-800Ω/2A(R)	800	±25%	100	0.11	2000
CKGB1206-1000Ω/400mA	1000	±25%	100	0.55	400
CKGB1206-1000Ω/2A	1000	±25%	100	0.30	2000
CKGB1206-1000Ω/2A(R)	1000	±25%	100	0.12	2000
CKGB1206-1200Ω/100mA	1200	±25%	100	0.60	100
CKGB1206-1200Ω/1A	1200	±25%	100	0.35	1000
CKGB1206-1500Ω/500mA	1500	±25%	50	0.45	500
CKGB1206-2000Ω/80mA	2000	±25%	50	1.00	80
CKGB1206-2000Ω/300mA	2000	±25%	50	0.70	300

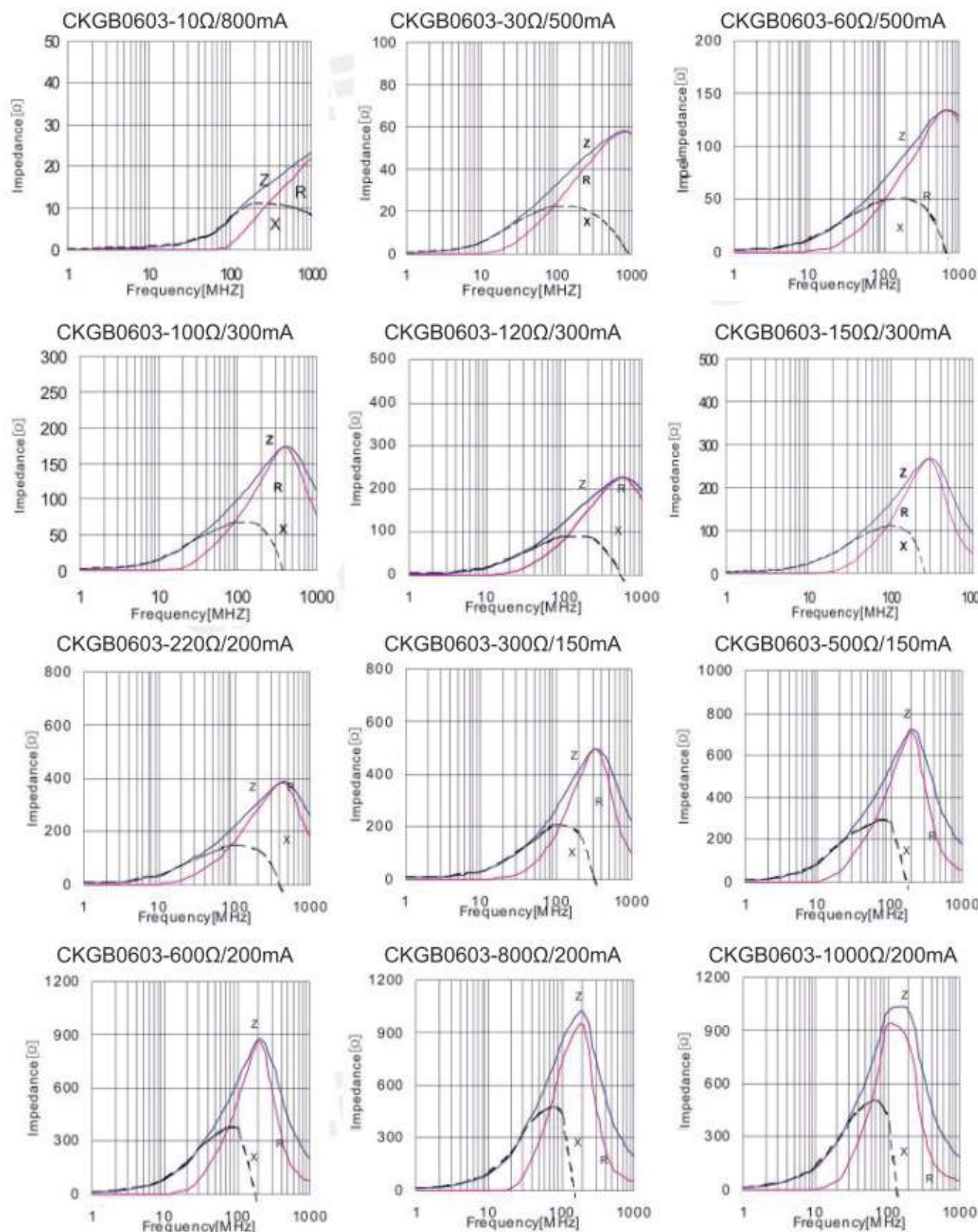
CKGB0402 Characteristics Curve



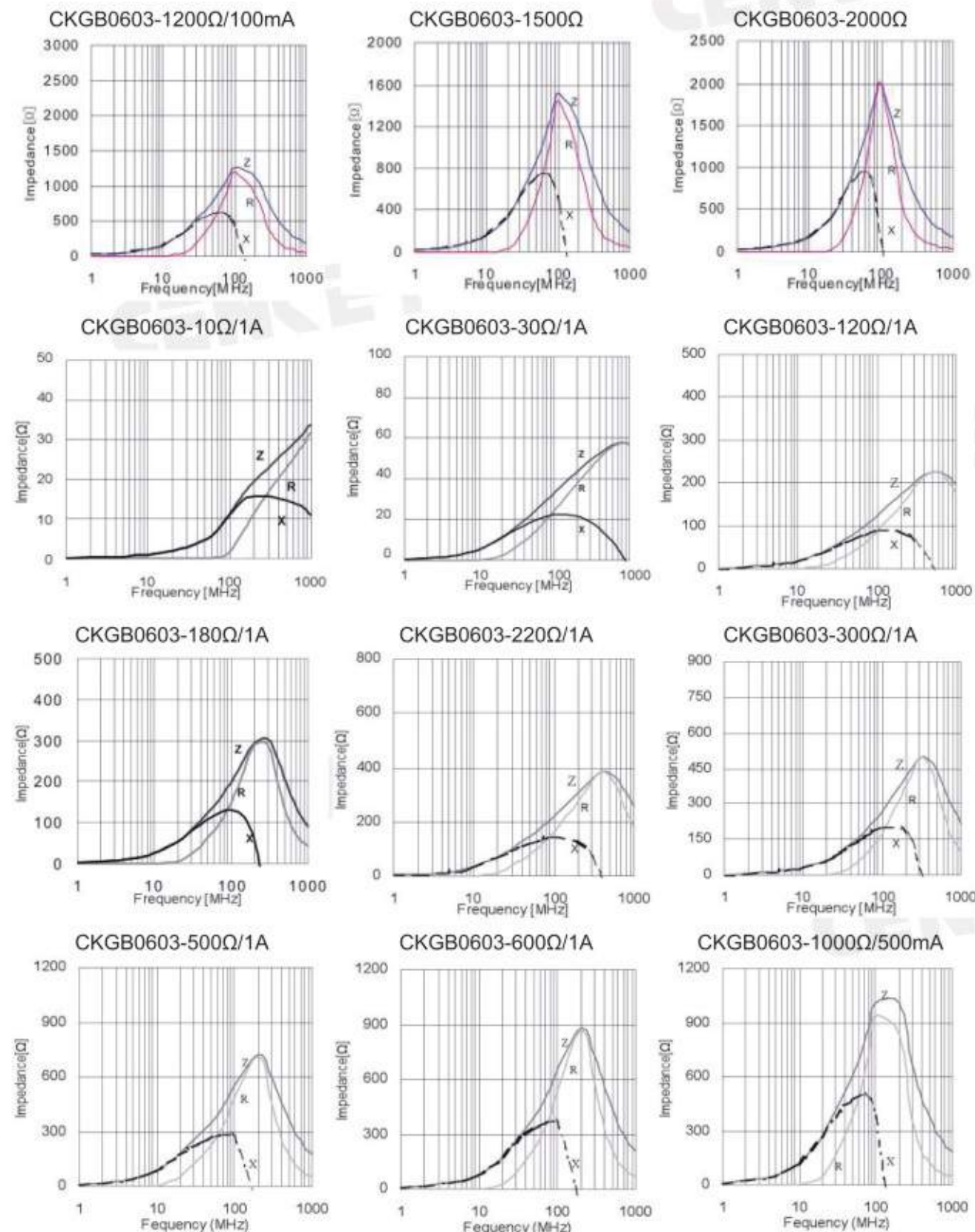
■CKGB0402 Characteristics Curve



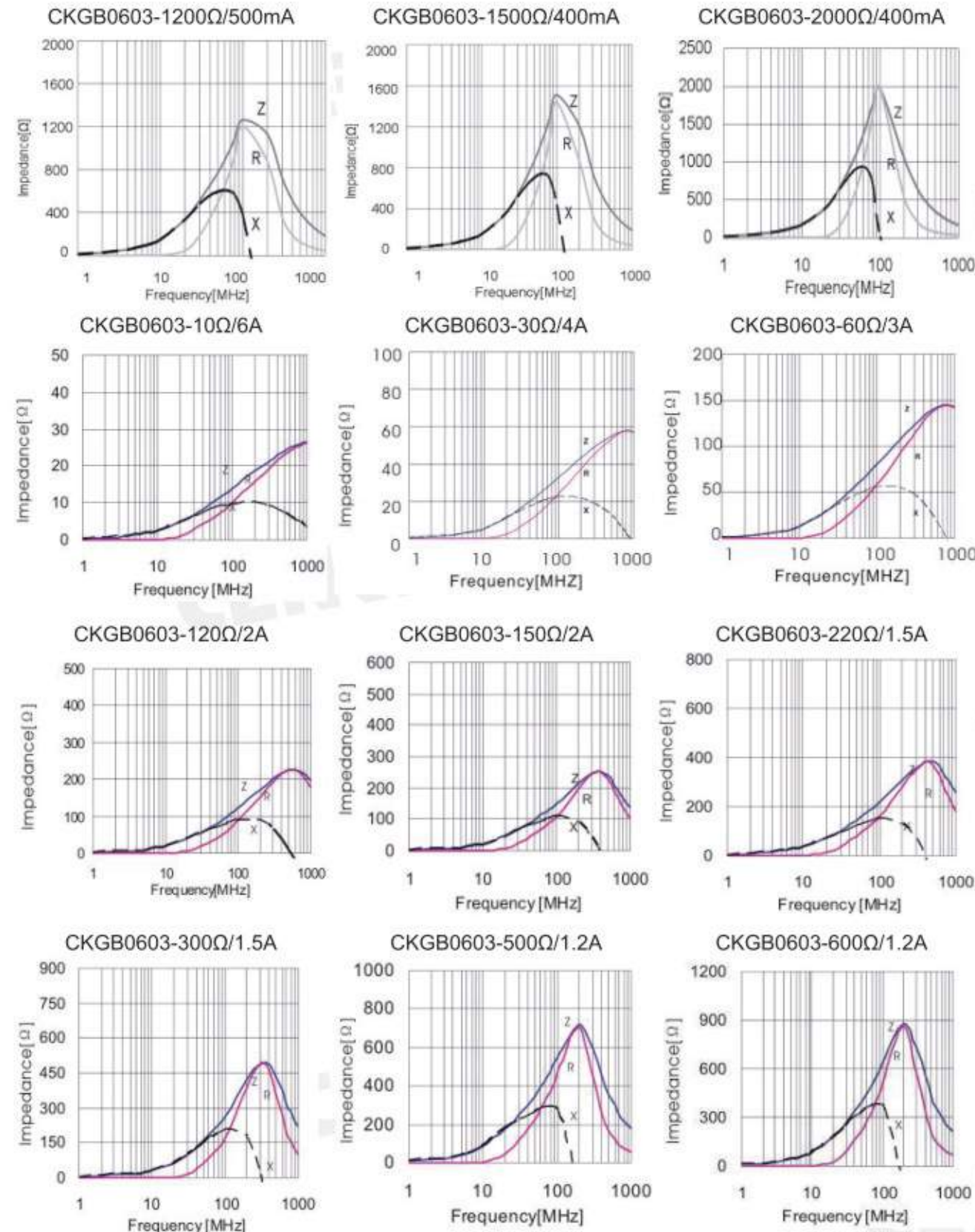
■CKGB0603 Characteristics Curve



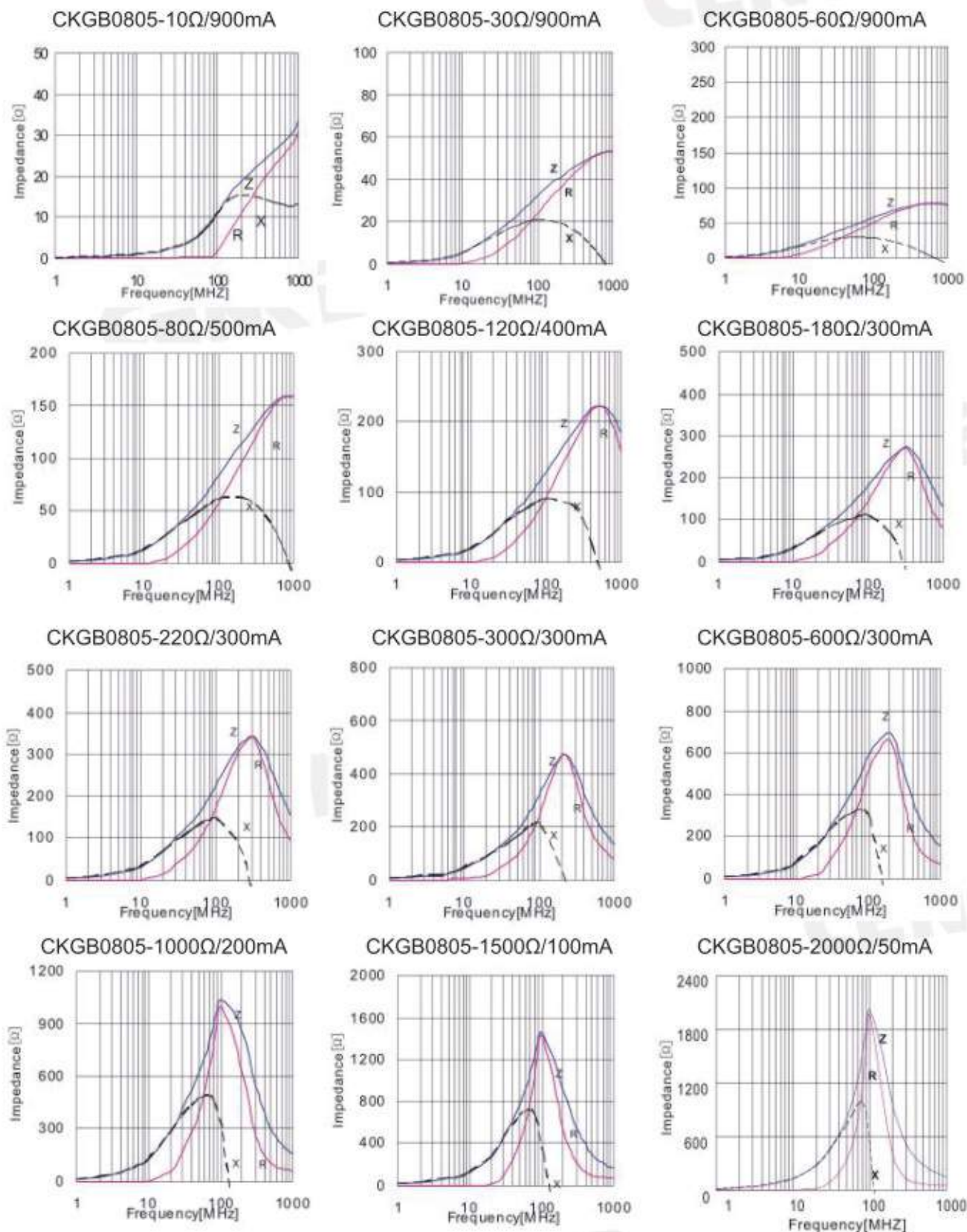
■CKGB0603 Characteristics Curve



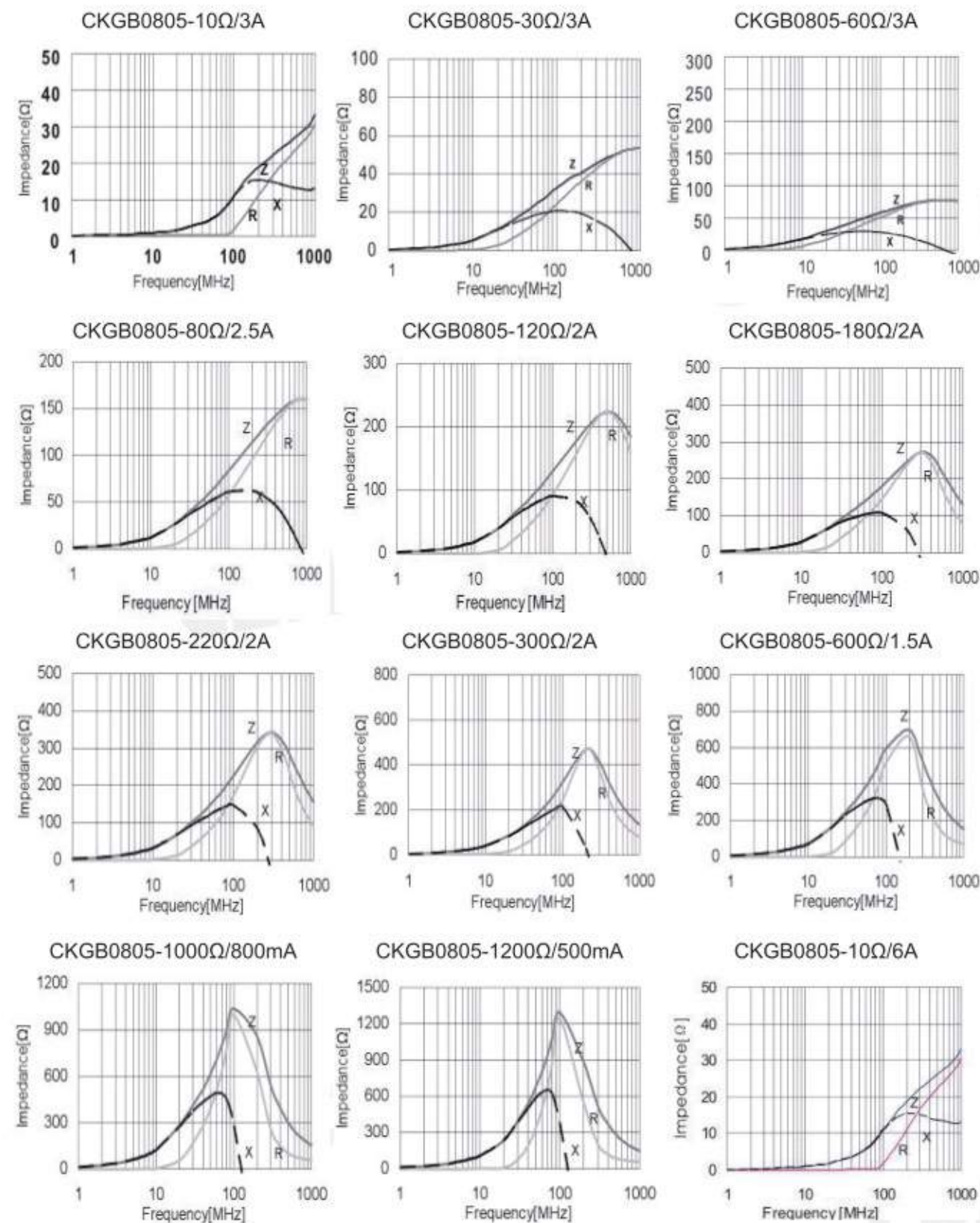
■CKGB0603 Characteristics Curve



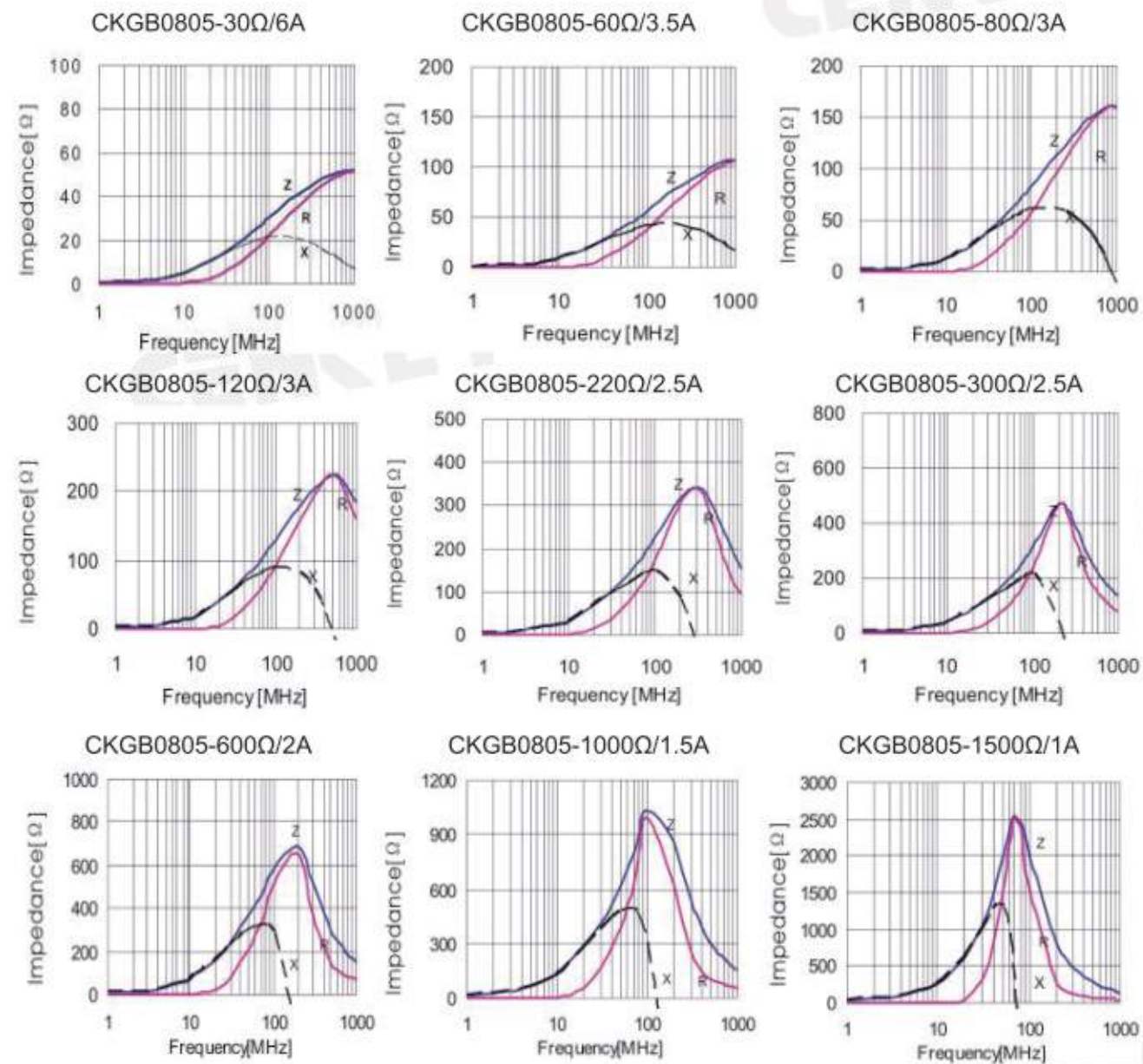
■CKGB0805 Characteristics Curve



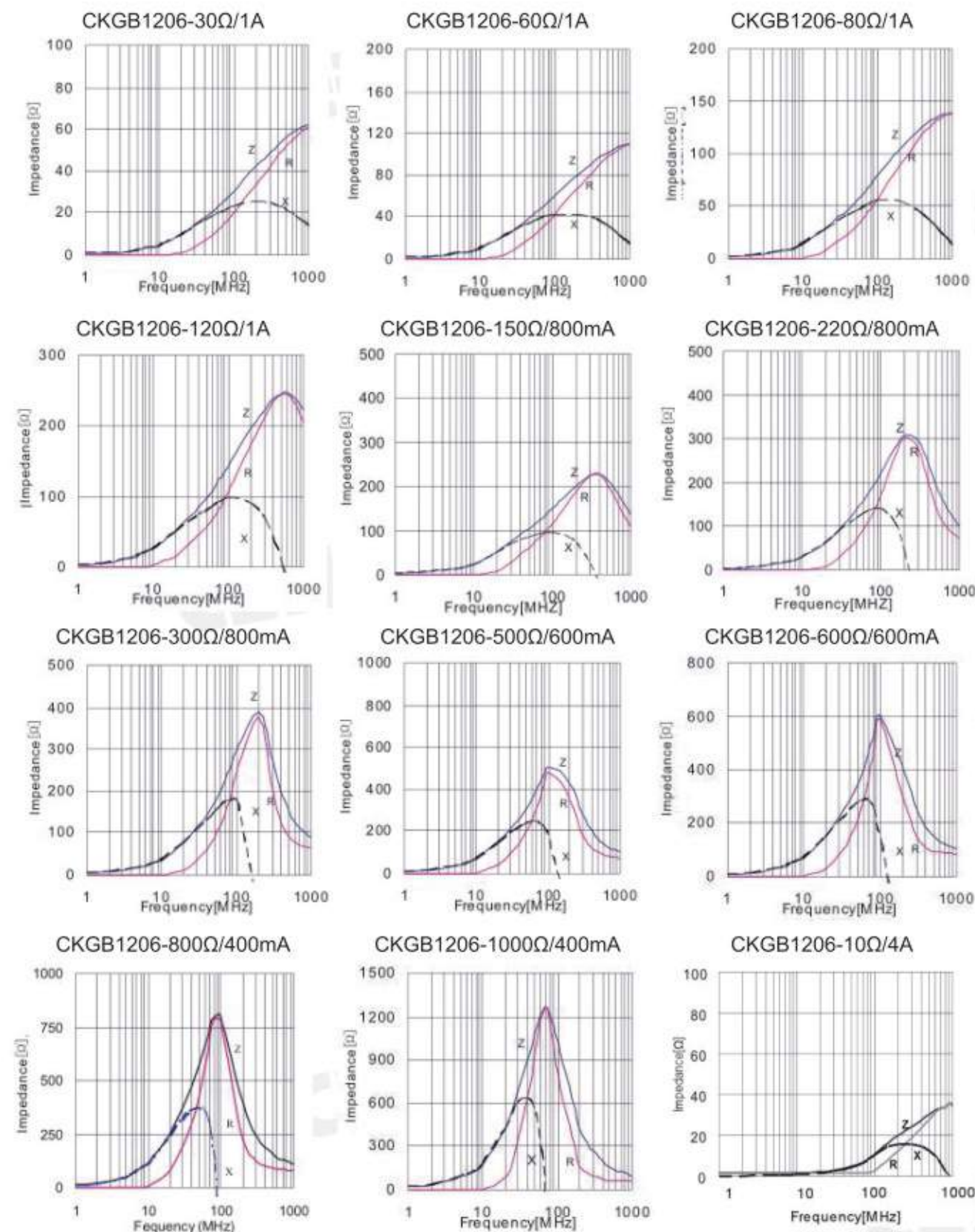
■CKGB0805 Characteristics Curve



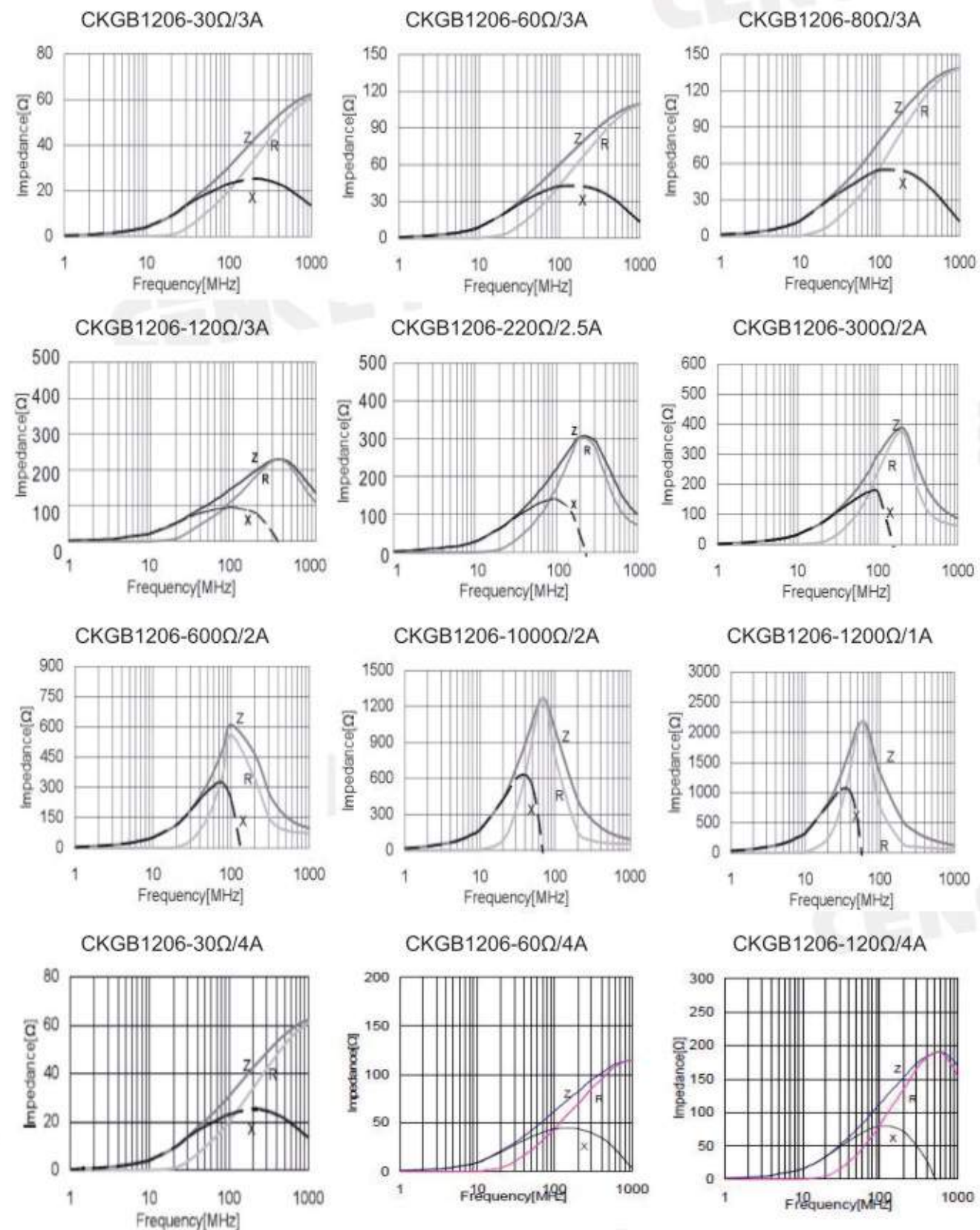
■CKGB0805 Characteristics Curve



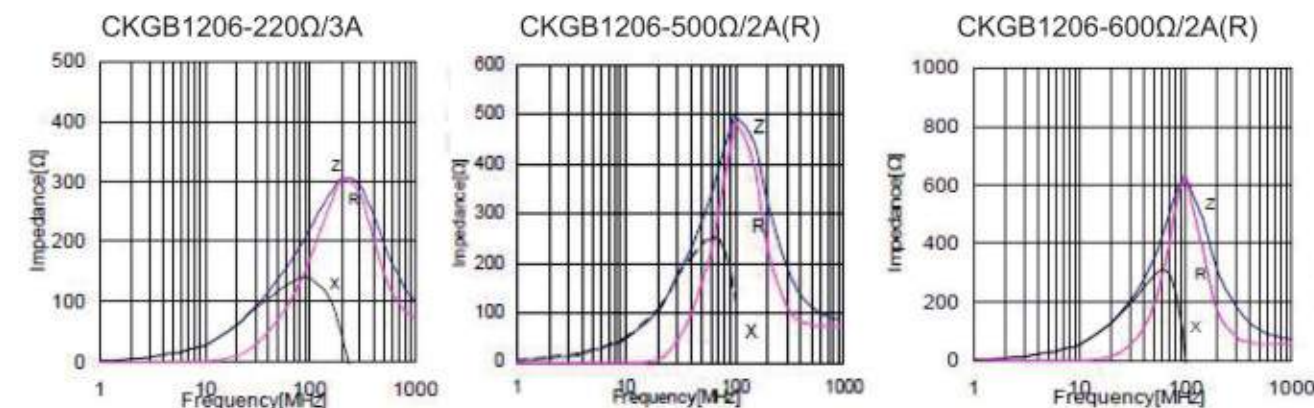
■CKGB1206 Characteristics Curve



■ CKGB1206 Characteristics Curve



■ CKGB1206 Characteristics Curve



绕线变压器 CKEE 系列

WIRE WINDING TRANSFORMER CKEE SERIES

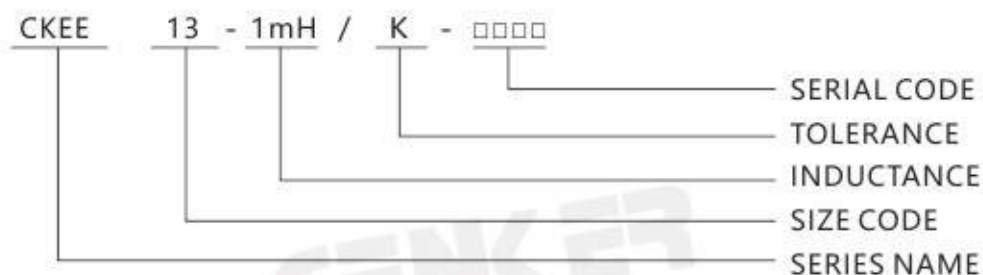
• FEATURES 特性

1. 铁氧体铁芯漏磁少, EMI性能好;
Ferrite core, less magnetic leakage, good EMI performance;
2. 高阻抗, 开放式结构, 散热效果好;
High impedance, open structure, good heat dissipation effect;
3. 通用材料, 成本低, 快速交付;
General purpose materials, low cost, quick delivery;
4. 自动化生产确保高质量和一致性。
Automatic production ensures high quality and consistency.

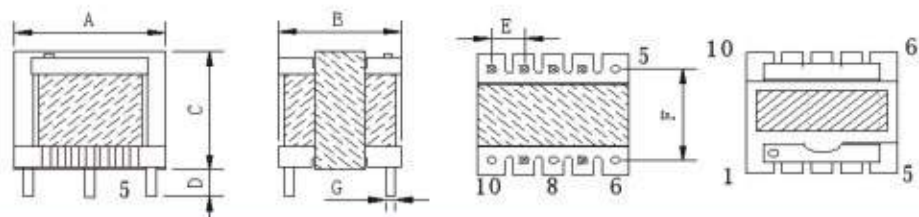
• APPLICATIONS 用途

1. 适用于AC-DC和DC-DC适配器, 也可作为滤波器;
AC-DC and DC-DC adapters are available and can also be used as filters;
2. 广泛应用于小功率开关电源适配器和LED驱动;
Widely used in low power supply and LED driver.
3. 我们可以根据您的要求定制产品。请联络我们的销售人员。
We can customize products according to your requirements. Please consult our sales.

• PART NUMBERING SYSTEM 品名系统



• SHAPES AND DIMENSIONS 外形尺寸 (Unit:mm)



TYPE(型号)	A	B	C	D	E	F	G
CKEE13	15.5Max	14.5Max	15.0Max	4.0±0.5	2.5±0.5	8.5±0.5	0.6±0.1
CKEE16	18.0Max	14.5Max	17.0Max	4.0±0.5	3.25±0.5	10.5±0.5	0.6±0.1
CKEE16	19.0Max	19.5Max	17.5Max	4.0±0.5	3.2±0.5	15.5±0.5	0.7±0.1
CKEE19	20.5Max	17.5Max	20.0Max	4.0±0.5	3.9±0.5	13±0.5	0.7±0.1
CKEE22	23.5Max	17.5Max	20.0Max	4.0±0.5	4±0.5	10.3±0.5	0.8±0.1
CKEE25	26.5Max	18.5Max	23.5Max	4.0±0.5	5±0.5	12.5±0.5	0.8±0.1

绕线变压器 CKEPC 系列

WIRE WINDING TRANSFORMER CKEPC SERIES

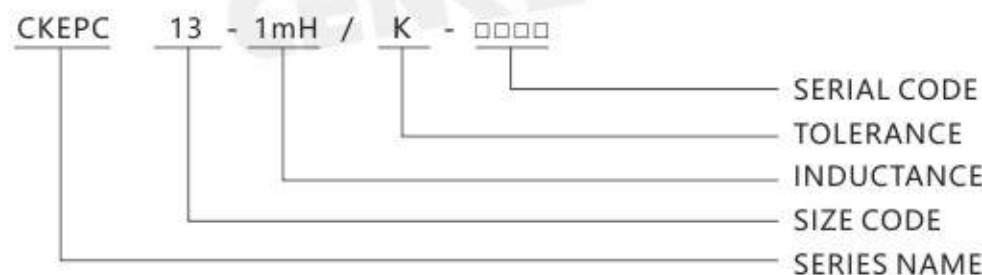
• FEATURES 特性

1. 低背设计, 漏磁少, EMI性能优异;
Low back design, less magnetic leakage, excellent EMI performance;
2. 高阻抗, 开放式结构, 散热效果好;
High impedance, open structure, good heat dissipation effect;
3. 通用材料, 成本低, 快速交付;
General purpose materials, low cost, quick delivery;
4. 自动化生产确保高质量和一致性。
Automatic production ensures high quality and consistency.

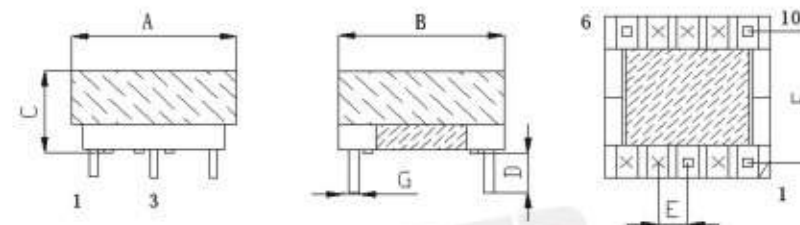
• APPLICATIONS 用途

1. 适用于AC-DC和DC-DC适配器, 也可作为滤波器;
AC-DC and DC-DC adapters are available and can also be used as filters;
2. 广泛应用于小功率开关电源适配器和LED驱动;
Widely used in low power supply and LED driver.
3. 我们可以根据您的要求定制产品。请联络我们的销售人员。
We can customize products according to your requirements. Please consult our sales.

• PART NUMBERING SYSTEM 品名系统



• SHAPES AND DIMENSIONS 外形尺寸 (Unit:mm)



TYPE(型号)	A	B	C	D	E	F	G
CKEPC13	15.0Max	15.0Max	10.0Max	4.0±0.5	2.5±0.5	10.5±0.5	0.5±0.1
CKEPC17	19.0Max	17.0Max	13.0Max	4.0±0.5	3.7±0.5	15.0±0.5	0.6±0.1
CKEPC19	21.0Max	21.0Max	13.5Max	4.0±0.5	3.7±0.5	16.2±0.5	0.6±0.1
CKEPC25	27.0Max	27.0Max	17.0Max	4.0±0.5	5.0±0.5	20.0±0.5	0.8±0.1

绕线变压器 CKEFD 系列

WIRE WINDING TRANSFORMER CKEFD SERIES

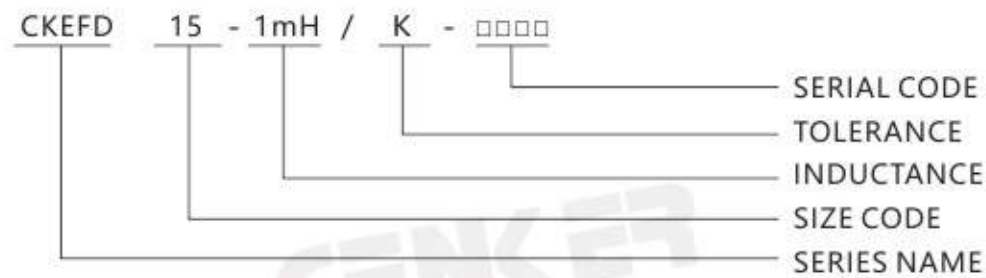
● FEATURES 特性

1. 低背设计，漏磁少，EMI性能优异;
Low back design, less magnetic leakage, excellent EMI performance;
2. 高阻抗，开放式结构，散热效果好;
High impedance, open structure, good heat dissipation effect;
3. 通用材料，成本低，快速交付;
General purpose materials, low cost, quick delivery;
4. 自动化生产确保高质量和一致性。
Automatic production ensures high quality and consistency.

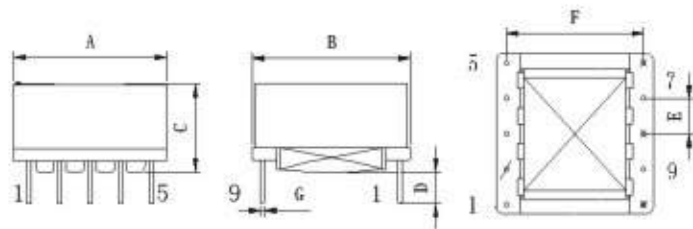
● APPLICATIONS 用途

1. 适用于AC-DC和DC-DC适配器，也可作为滤波器;
AC-DC and DC-DC adapters are available and can also be used as filters;
2. 广泛应用于小功率开关电源适配器和LED驱动;
Widely used in low power supply and LED driver.
3. 我们可以根据您的要求定制产品。请联络我们的销售人员。
We can customize products according to your requirements. Please consult our sales.

● PART NUMBERING SYSTEM 品名系统



● SHAPES AND DIMENSIONS 外形尺寸 (Unit:mm)



TYPE(型号)	A	B	C	D	E	F	G
CKEFD15	17.0Max	18.0Max	9.5.0Max	4.0±0.5	3.7±0.3	13.7±0.5	0.6±0.1
CKEFD20	22.0Max	23.0Max	11.0Max	4.0±0.5	5±0.3	17.5±0.5	0.6±0.1
CKEFD25	27.0Max	28.0Max	13.0Max	4.0±0.5	5±0.3	22.45±0.5	0.8±0.1
CKEFD30	32.0Max	33.0Max	14.0Max	4.0±0.5	5±0.3	27.4±0.5	0.8±0.1

绕线变压器 CKETD 系列

WIRE WINDING TRANSFORMER CKETD SERIES

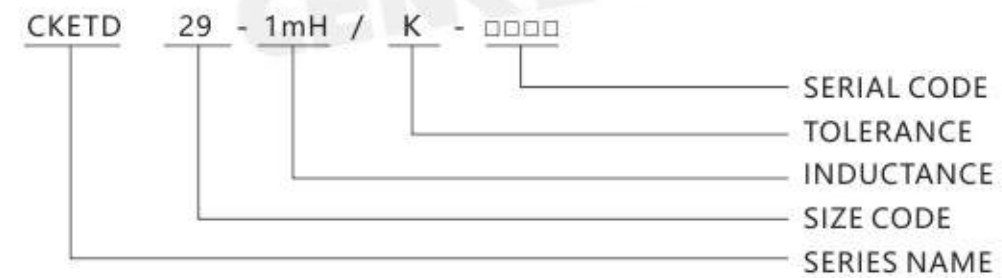
● FEATURES 特性

1. 圆形的中柱，更利于绕线平整，一致性好，性能优良;
Round middle column, smooth winding, good consistency, excellent performance;
2. 高阻抗，开放式结构，散热效果好;
High impedance, open structure, good heat dissipation effect;
3. 通用材料，成本低，快速交付;
General purpose materials, low cost, quick delivery;
4. 自动化生产确保高质量和一致性。
Automatic production ensures high quality and consistency.

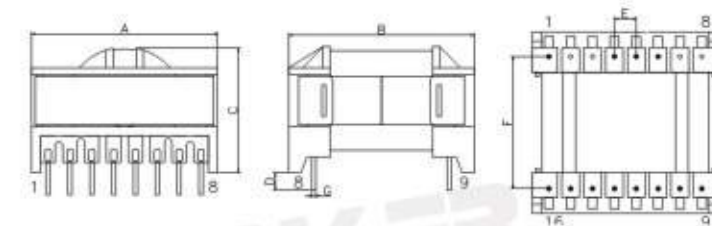
● APPLICATIONS 用途

1. 适用于AC-DC和DC-DC适配器;
AC-DC and DC-DC adapters are available ;
2. 广泛应用于笔记本和其他较大功率的电源适配器;
Widely used in Notebook adapter and other high power supply products.
3. 我们可以根据您的要求定制产品。请联络我们的销售人员。
We can customize products according to your requirements. Please consult our sales.

● PART NUMBERING SYSTEM 品名系统



● SHAPES AND DIMENSIONS 外形尺寸 (Unit:mm)



TYPE(型号)	A	B	C	D	E	F	G
CKETD29	36.0Max	36.0Max	25.5.0Max	4.0±0.5	5±0.3	25.8±0.5	0.8±0.1
CKETD34	41.5Max	41.5Max	32.0Max	4.0±0.5	5±0.3	25.5±0.5	1.0±0.1
CKETD39	46.0Max	46.0Max	37.5Max	4.0±0.5	5±0.3	30.4±0.5	1.0±0.1
CKETD49	55.0Max	58.5Max	42.5Max	4.0±0.5	5±0.3	41.0±0.5	1.0±0.1

绕线变压器 CKER 系列

WIRE WINDING TRANSFORMER CKER SERIES

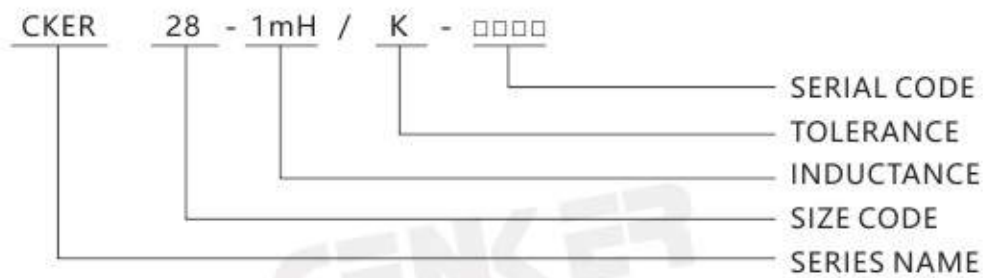
• FEATURES 特性

1. 圆形的中柱，更利于绕线平整，一致性好，性能优良;
Round middle column, smooth winding, good consistency, excellent performance;
2. 高阻抗，开放式结构，散热效果好;
High impedance, open structure, good heat dissipation effect;
3. 通用材料，成本低，快速交付;
General purpose materials, low cost, quick delivery;
4. 自动化生产确保高质量和一致性。
Automatic production ensures high quality and consistency.

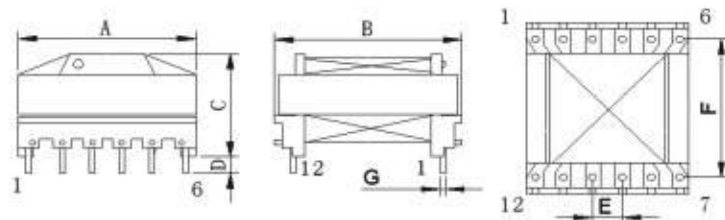
• APPLICATIONS 用途

1. 适用于AC-DC和DC-DC适配器;
AC-DC and DC-DC adapters are available ;
2. 广泛应用于笔记本和其他较大功率的电源适配器;
Widely used in Notebook adapter and other high power supply products.
3. 我们可以根据您的要求定制产品。请联络我们的销售人员。
We can customize products according to your requirements. Please consult our sales.

• PART NUMBERING SYSTEM 品名系统



• SHAPES AND DIMENSIONS 外形尺寸 (Unit:mm)



TYPE(型号)	A	B	C	D	E	F	G
CKER28	32.0Max	40.0Max	27.5Max	4.0±0.5	5.0±0.3	30.0±0.5	0.8±0.1
CKER35	41.0Max	45.0Max	30.0Max	4.0±0.5	5.0±0.3	35.0±0.5	1.0±0.1
CKER40	42.0Max	45.0Max	32.0Max	4.0±0.5	5.0±0.3	35.2±0.5	1.0±0.1
CKER42	44.0Max	46.0Max	37.0Max	4.0±0.5	5.0±0.3	35.0±0.5	1.0±0.1

绕线变压器 CKER 系列

WIRE WINDING TRANSFORMER CKER SERIES

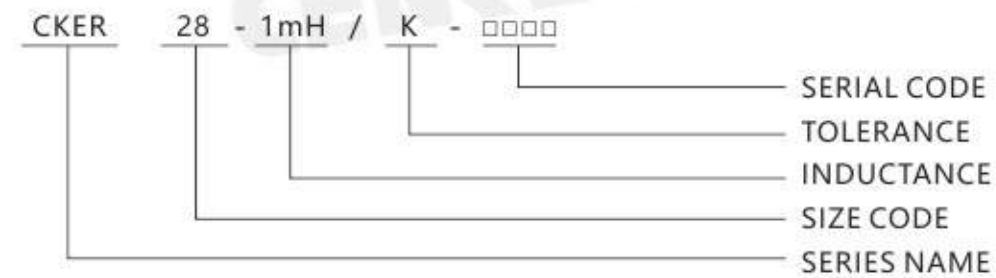
• FEATURES 特性

1. 圆形的中柱，更利于绕线平整，一致性好，性能优良;
Round middle column, smooth winding, good consistency, excellent performance;
2. 高阻抗，开放式结构，散热效果好;
High impedance, open structure, good heat dissipation effect;
3. 通用材料，成本低，快速交付;
General purpose materials, low cost, quick delivery;
4. 自动化生产确保高质量和一致性。
Automatic production ensures high quality and consistency.

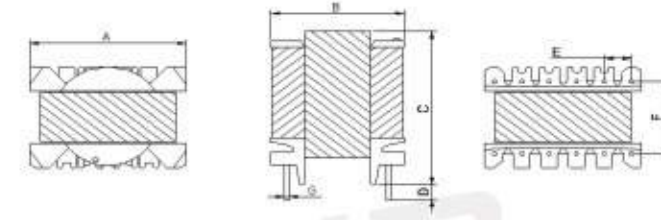
• APPLICATIONS 用途

1. 适用于AC-DC和DC-DC适配器;
AC-DC and DC-DC adapters are available ;
2. 广泛应用于笔记本和其他较大功率的电源适配器;
Widely used in Notebook adapter and other high power supply products.
3. 我们可以根据您的要求定制产品。请联络我们的销售人员。
We can customize products according to your requirements. Please consult our sales.

• PART NUMBERING SYSTEM 品名系统



• SHAPES AND DIMENSIONS 外形尺寸 (Unit:mm)



TYPE(型号)	A	B	C	D	E	F	G
CKER25	29.5Max	26.5Max	39.0Max	3.5±0.5	5.0±0.3	17.5±0.5	0.8±0.1
CKER28	32.0Max	28.0Max	40.5Max	3.5±0.5	5.0±0.3	20.0±0.5	0.8±0.1
CKER35	41.0Max	32.0Max	46.0Max	3.5±0.5	5.0±0.3	25.0±0.5	1.0±0.1

绕线变压器 CKEP 系列

WIRE WINDING TRANSFORMER CKEP SERIES

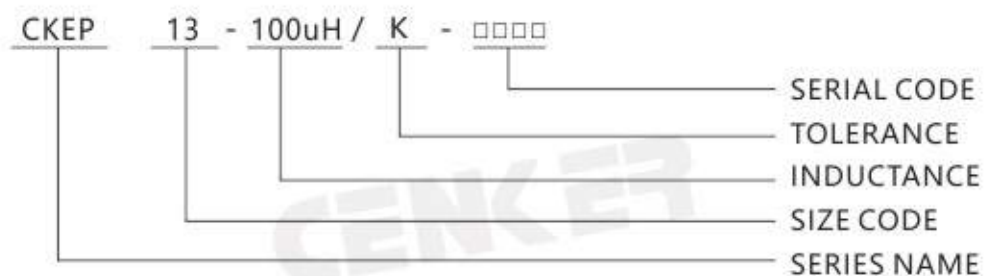
● FEATURES 特性

1. 优良的铁氧体磁屏蔽，分布电容低；
Excellent ferrite magnetic shielding, low distributed capacitance;
2. 半封闭磁路设计，减少漏磁和电磁干扰；
Semiencllosed magnetic circuit design reduces leakage flux and EMI.
3. 通用材料，成本低，快速交付；
General purpose materials, low cost, quick delivery;
4. 自动化生产确保高质量和一致性。
Automatic production ensures high quality and consistency.

● APPLICATIONS 用途

1. 应用于PoE电源和 DC - Dc转换器；
PoE power supply, DC - DC converter;
2. 应用于xDSL 信号传输。
xDSL communication signal transmission.
3. 我们可以根据您的要求定制产品。请联络我们的销售人员。
We can customize products according to your requirements. Please consult our sales.

● PART NUMBERING SYSTEM 品名系统



● SHAPES AND DIMENSIONS 外形尺寸 (Unit:mm)

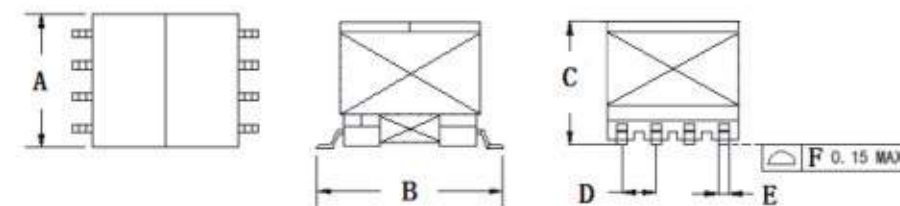
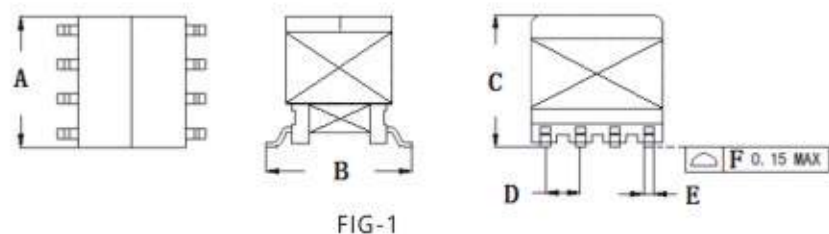


FIG-2

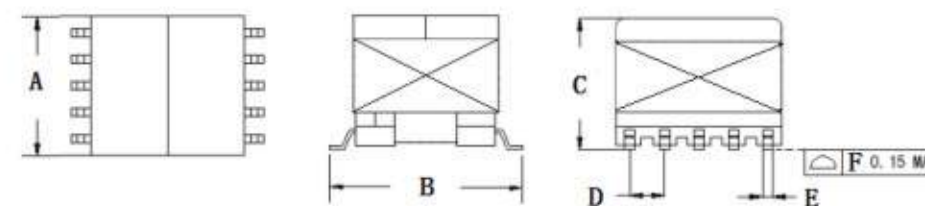


FIG-3

TYPE(型号)	A	B	C	D	E	F	FIG
CKEP7	10.0Max	10.0Max	11.0Max	2.5±0.3	0.7 REF	0.15 MAX	FIG-1
CKEP10	12.0Max	15.5Max	11.5Max	2.5±0.3	0.7 REF	0.15 MAX	FIG-2
CKEP13	13.5Max	17.8Max	12.3Max	2.5±0.3	0.7 REF	0.15 MAX	FIG-3

绕线变压器 CKPQ 系列

WIRE WINDING TRANSFORMER CKPQ SERIES

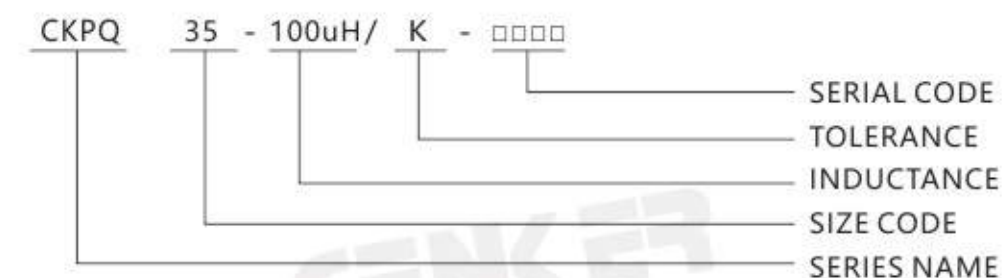
● FEATURES 特性

1. 圆形的中柱，更利于绕线平整，一致性好，性能优良;
Round middle column, smooth winding, good consistency, excellent performance;
2. 高阻抗，开放式结构，散热效果好;
High impedance, open structure, good heat dissipation effect;
3. 通用材料，成本低，快速交付;
General purpose materials, low cost, quick delivery;
4. 自动化生产确保高质量和一致性。
Automatic production ensures high quality and consistency.

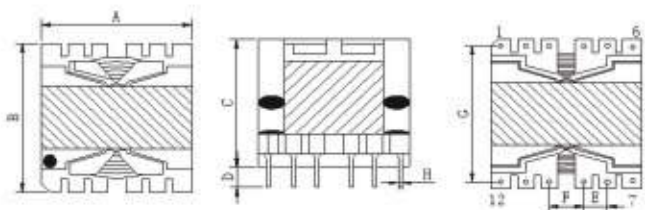
● APPLICATIONS 用途

1. 大功率AC-DC变换器;
High power AC-DC converter;
2. 广泛应用于汽车电子、光伏产品、大功率适配器。
Widely used in automotive electronics, photovoltaic products, high power adapters.
3. 我们可以根据您的要求定制产品。请联络我们的销售人员。
We can customize products according to your requirements. Please consult our sales.

● PART NUMBERING SYSTEM 品名系统



● SHAPES AND DIMENSIONS 外形尺寸 (Unit:mm)



TYPE(型号)	A	B	C	D	E	F	G
CKPQ20	24.5Max	24.0Max	23.0Max	3.5±0.5	3.8±0.5	5.0±0.5	20.4±0.5
CKPQ26	28.5Max	30.5Max	27.0Max	3.5±0.5	3.8±0.5	7.5±0.5	25.5±0.5
CKPQ32	34.5Max	35.5Max	34.0Max	3.5±0.5	5.0±0.5	7.6±0.5	30.3±0.5
CKPQ35	37.7Max	40.5Max	39.0Max	3.5±0.5	5.0±0.5	10.0±0.5	35.5±0.5


片式网络变压器 CMTA 系列

SMD PULSE TRANSFORMER CMTA SERIES

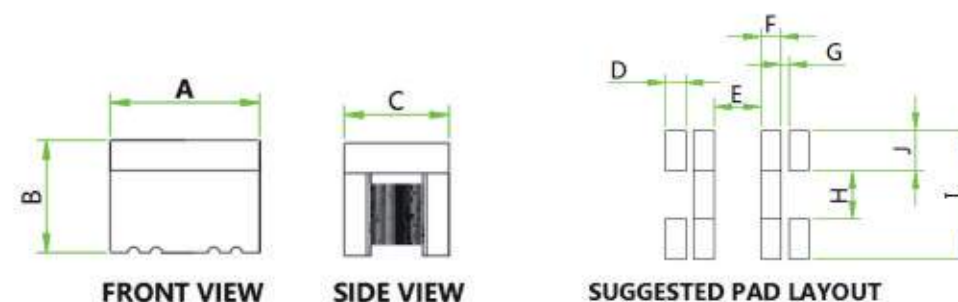
● FEATURES 特性

1. Meets IEEE 802.3 Standards.
满足IEEE 802.3标准
2. Designed For 1G BASE-T Applications, Surface Mount Type.
表面贴装，为1G BASE-T 应该设计。
3. Operating Temp.: -40°C~+85°C
工作温度: -40°C~+85°C

● PART NUMBERING SYSTEM 品名系统



● SHAPES AND DIMENSIONS 外形尺寸 (Unit:mm)



TYPE(型号)	A	B	C	D	E	F	G	H	I	J
CMTA4532	4.5±0.2	3.5Max	3.2±0.2	0.6TYP	1.84TYP	0.6TYP	0.17TYP	1.4TYP	3.2TYP	0.9TYP

SPECIFICATION TABLE 规格特性表

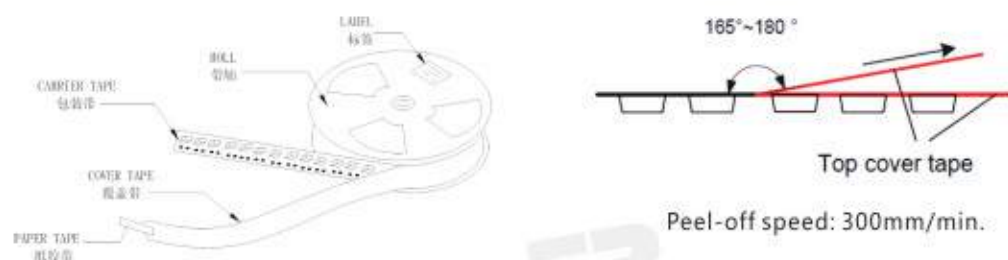
CMTA4532 Series

Part No.	Inductance (uH). Min	Test Condition	DCR (Ω) Max	Turn Ratio (±5%)	Insertion Loss (dB Max) 0.5-100MHz	Return Loss(dB Min)		HI-POT (V)	Cww(pF) (TYP), 100KHz,0.1V
						0.5-40MHz	40.1-100MHz		
CMTA4532-151	150	100KHz/0.1V 8mA DC Bias	3.50	1CT:1CT	1.5	18	12-20log(f/80)	1500,1S	40
CMTA4532-201	200	100KHz/0.1V 8mA DC Bias	3.50	1CT:1CT	1.5	18	12-20log(f/80)	1500,1S	40

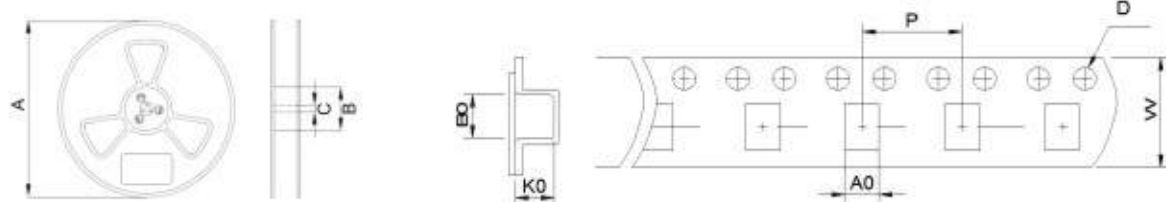
PACKAGING SPECIFICATION

1. Packaging - Cover Tape

The force for tearing off cover tape is 10 to 100 grams in the arrow direction.



2. Packaging - Tape & Reel



TYPE	Tape Dimension						Reel Dimension			Quantity (Pcs/Reel)
	W	A0	B0	K0	D	P	A	B	C	
CMTA4532	12	3.7	4.85	3	1.5	8	178	60	13	500 pcs

无线充线圈 CKWR 系列

WIRELESS POWER CHARGING COIL CKWR SERIES



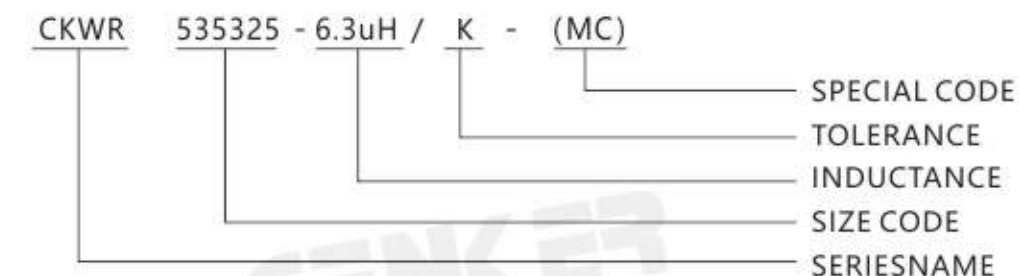
FEATURES 特性

- 尺寸, 形状, 性能以定制化为主;
Size, shape, characteristics customized;
- 薄型化设计。
Low profile.

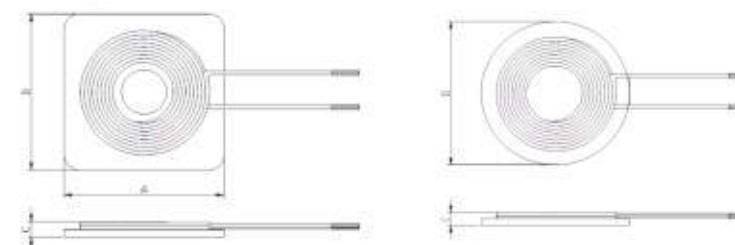
APPLICATIONS 用途

适用于便携式电子设备, 如移动电话、DSCs等
Use for portable electronics device such as mobile phones and DSCs, etc

PART NUMBERING SYSTEM 品名系统



SHAPES AND DIMENSIONS 外形尺寸 (Unit:mm)



TYPE	Applications	A	B	C(Max)	D
CKWR535325-6.3uH/K	Tx	53	53	5.5	/
CKWR535325-6.3uH/K(MC)	Tx	53	53	5.5	/
CKWRD5010-6.3uH/K	Tx	/	/	4	Ø50
CKWR535325-24uH/K	Tx	53	53	5.5	/
CKWR535325-24uH/K(MC)	Tx	53	53	5.5	/
CKWRD5010-24uH/K	Tx	/	/	4	Ø50
CKWR535315-10uH/K	Tx	53	53	5	/
CKWR535315-8.9uH/K	Tx	53	53	5	/
CKWR1065325-12.5uH/K	Tx(3 Coil)	130	54.7	8	/
CKWR1005510-8.5uH/K	Tx(3 Coil)	100	55	4.5	/
CKWR945208-11.5uH/K	Tx(3 Coil)	108	52	5	/
CKWR483206-12uH/K	Rx	48	32	1.4	/
CKWR404008-8uH/K	Rx	40	40.0	2	/

SPECIFICATION TABLE 规格特性表

CKWR Series

Type	WPC-Qi	L(uH)@ 125kHz/10mA	I _{rms} .(A)	I _{sat} .(A)	The input voltage(V)
CKWR535325-6.3uH/K	A5	6.3	13	16	5
CKWR535325-6.3uH/K(MC)	A11	6.3	13	16	5
CKWRD5010-6.3uH/K	A11	6.3	6	12	5
CKWR535325-24uH/K	A1	24	6	10	19
CKWR535325-24uH/K(MC)	A10	24	6	10	19
CKWRD5010-24uH/K	A10	24	6	10	19
CKWR535315-10uH/K	A29	10	9	16	5
CKWR535315-8.9uH/K	A4	8.9	6	10	12
CKWR1065325-12.5uH/K	A6	11.5/12.5	9	10	12
CKWR1005510-8.5uH/K	A8	7.5/8.5	8.5	10	12
CKWR945208-11.5uH/K	/	11/11.5	8	12	12
CKWR483206-12uH/K	/	12	3	6	5
CKWR404008-8uH/K	/	8	5	7	5

REMARKS 备注

- (1) Operating Temperature Ranges: -25 ~ 105°C.
- (2) I_{sat}: DC current at which the inductance drops approximate 10% from its value without current;
- (3) I_{rms}: DC current that causes the temperature rise ($\Delta T \approx 40^\circ\text{C}$) from 24°C ambient.

X-ON Electronics

Largest Supplier of Electrical and Electronic Components

Click to view similar products for [Fixed Inductors](#) category:

Click to view products by [CENKER](#) manufacturer:

Other Similar products are found below :

[CR32NP-100KC](#) [CR54NP-470LC](#) [70F224AI](#) [MGDQ4-00004-P](#) [MHQ1005P10NJ](#) [MHQ1005P1N0S](#) [MHQ1005P2N4S](#) [MHQ1005P3N6S](#)
[MHQ1005P5N1S](#) [MHQ1005P8N2J](#) [PE-53601NL](#) [PE-53602NL](#) [PG0936.113NLT](#) [9220-20](#) [9310-16](#) [PM06-2N7](#) [PM06-39NJ](#) [A01TK](#)
[1206CS-471XJ](#) [HC2-R47-R](#) [HC8-1R2-R](#) [HCF1305-3R3-R](#) [1206CS-151XG](#) [RCH664NP-140L](#) [RCH664NP-4R7M](#) [RCP1317NP-391L](#)
[RCR110DNP-331L](#) [DH2280-4R7M](#) [DS1608C-106](#) [B10TJ](#) [B82498B3101J000](#) [ELJ-RE27NJF2](#) [1812CS-153XJ](#) [1812CS-183XJ](#) [1812CS-](#)
[223XJ](#) [1812LS-104XJ](#) [1812LS-105XJ](#) [1812LS-124XJ](#) [1812LS-154XJ](#) [1812LS-223XJ](#) [1812LS-224XJ](#) [1812LS-563XJ](#) [1812LS-683XJ](#)
[1812LS-824XJ](#) [NIN-FB101JTR110F](#) [NIN-FB471JTR62F](#) [NIN-FC1R5JTR220F](#) [NIN-HCR15JTRF](#) [NIN-HCR33JTRF](#) [NIN-HDR22JTRF](#)