




● **FEATURES 特性**

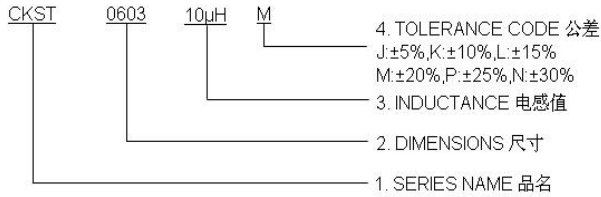
- 1.磁屏蔽结构,闭合磁路,抗电磁干扰强,超低蜂鸣声,可高密度安装.
- 2.小体积,大电流,范围可到60A,在高频和高温环境下保持优良的温升电流及饱和电流特性.
- 3.低损耗合金粉末压铸,低电阻.结构牢固,产品精准度高.
- 4.工作频率范围广,可达5MHz以上. 无卤环保产品.



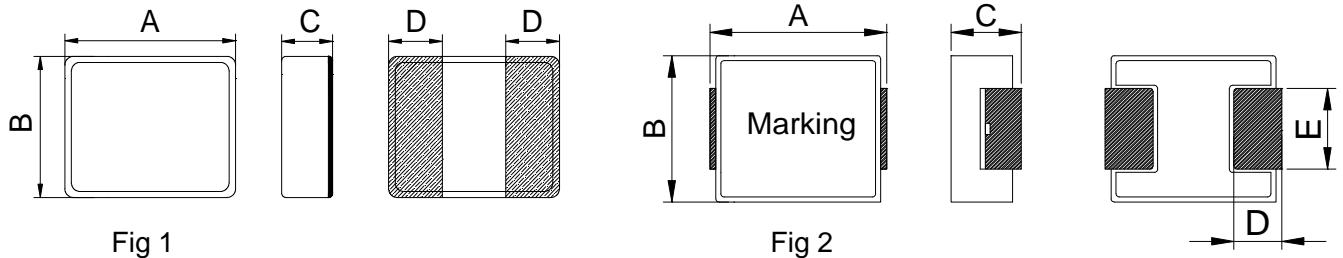
● **APPLICATIONS 用途**

PAD,笔记本电脑,台式机,服务器,音箱,网通,安防,手机,智能家居等

● **PART NUMBERING SYSTEM 品名系统**



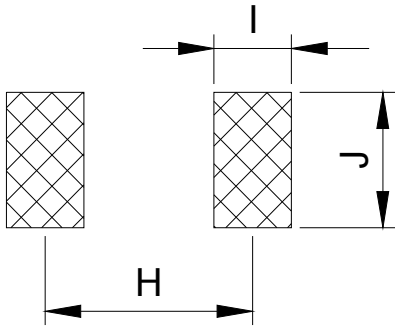
● **SHAPES AND DIMENSIONS 外形尺寸 (Unit:mm)**



TYPE(型号)	A	B	C	D	E	Fig
CKST201210	2.0±0.2	1.2±0.2	1.0 Max	0.6±0.3	/	1
CKST201610	2.0±0.2	1.6±0.2	1.0 Max	0.6±0.3	/	1
CKST252010	2.5±0.2	2.0±0.2	1.0 Max	0.8±0.3	/	1
CKST252012	2.5±0.2	2.0±0.2	1.2 Max	0.8±0.3	/	1
CKST322512	3.2±0.2	2.5±0.2	1.2 Max	0.8±0.3	/	1
CKST353220	3.5±0.2	3.2±0.2	2.0 Max	0.7±0.2	/	1
CKSTT0410	4.0±0.3	4.0±0.3	1.0 Max	1.1±0.3	/	1
CKST04012P	4.4±0.35	4.2±0.25	1.2 Max	0.8±0.3	2.0±0.3	2
CKST0402	4.6±0.25	4.1±0.35	2.0 Max	0.76±0.3	1.5±0.3	2
CKST0502	5.7±0.25	5.1±0.35	2.0 Max	1.3±0.3	2.3±0.3	2
CKST0503	5.7±0.25	5.1±0.35	3.0 Max	1.3±0.3	2.3±0.3	2
CKST0603	7.4 Max	6.6±0.2	3.0 Max	1.6±0.3	3.0±0.2	2
CKST0605	7.5 Max	6.6±0.2	5.0 Max	1.6±0.3	3.0±0.2	2
CKST1003	11.6 Max.	10.1±0.3	3.0 Max	2.5±0.5	3.0±0.5	2
CKST1004	11.6 Max.	10.1±0.3	4.0 Max	2.5±0.5	3.0±0.5	2
CKST1005	11.6 Max.	10.1±0.3	5.0 Max	2.5±0.5	3.0±0.5	2
CKST1205	13.8 Max.	12.6±0.3	5.0 Max	2.7±0.7	3.0±0.5/3.5±0.5	2
CKST1206	13.8 Max.	12.6±0.3	6.0 Max	2.7±0.7	3.0±0.5/3.5±0.5	2
CKST1707	17.5±1.0	17.5 Max.	7.0 Max	2.5±0.5	11.94±0.3	2



● Recommended patterns



TYPE(型号)	H	I	J
CKST201210	1.5	1	1.5
CKST201610	1.5	1	1.8
CKST252010	2	1.2	2.2
CKST252012	2	1.2	2.2
CKST322512	2.5	1.2	2.9
CKST353220	3	1	3.5
CKSTT0410	3.5	1.5	4.5
CKST04012P	3.7	1.26	2.5
CKST0402	3.7	1.26	2.5
CKST0502	4.1	1.9	2.8
CKST0503	4.1	1.9	2.8
CKST0603	6.05	2.35	3.5
CKST0605	6.05	2.35	3.5
CKST1003	9.5	3.5	4.0
CKST1004	9.5	3.5	4.0
CKST1005	9.5	3.5	4.0
CKST1205	10.5	4	5.5
CKST1206	10.5	4	5.5
CKST1707	13.8	3.4	12.6



● SPECIFICATION TABLE:

PART NUMBER	INDUCTANCE (μH)	DCR (mΩ) @25°C		Saturation Current DC Amps. Isat (A)		Heat Rating Current DC Amps. Irms (A)	
		Typical	Maximum	Typical	Maximum	Typical	Maximum
CKST201210-0.47uH/M	0.47±20%	26.0	31.0	6.1	5.4	4.3	4.0
CKST201210-1uH/M	1±20%	60.0	70.0	4.2	3.5	3.6	3.0
CKST201210-2.2uH/M	2.2±20%	125.0	145.0	2.7	2.4	2.2	2.0

● SPECIFICATION TABLE:

PART NUMBER	INDUCTANCE (μH)	DCR (mΩ) @25°C		Saturation Current DC Amps. Isat (A)		Heat Rating Current DC Amps. Irms (A)	
		Typical	Maximum	Typical	Maximum	Typical	Maximum
CKST201610-0.24uH/M	0.24±20%	18.0	21.0	6.7	6.1	5.5	5.0
CKST201610-0.33uH/M	0.33±20%	20.0	23.0	6.5	6.0	5.3	4.7
CKST201610-0.47uH/M	0.47±20%	23.0	28.0	5.6	5.0	5.0	4.5
CKST201610-0.68uH/M	0.68±20%	30.0	35.0	5.1	4.8	4.3	3.8
CKST201610-1uH/M	1±20%	43.0	49.0	4.2	4.0	4.0	3.4
CKST201610-1.5uH/M	1.5±20%	66.0	74.0	3.5	3.2	3.2	2.8
CKST201610-2.2uH/M	2.2±20%	94.0	110.0	3.0	2.7	2.7	2.5
CKST201610-3.3uH/M	3.3±20%	188.0	216.0	2.2	2.0	1.8	1.5
CKST201610-4.7uH/M	4.7±20%	250.0	280.0	2.0	1.7	1.4	1.2

Remark: ● All test data is reference to 25°C ambient.

- Test Condition: 1MHz, 1Vrms
- Isat: Max.Value, DC current at which the inductance drops less than 30% from its value without current; Typ. Value, DC current at which the inductance drops 30% from its value without current.
- Irms: For Max. Value, ΔT<40°C; for Typ. Value, ΔT is approximate 40°C.
- Operat between temperature range -40°C to +125°C(Including self - temperature rise)
- Absolute maximum voltage: DC 25V



● SPECIFICATION TABLE:

PART NUMBER	INDUCTANCE (μH)	DCR (mΩ) @25°C		Saturation Current DC Amps. Isat (A)		Heat Rating Current DC Amps. Irms (A)	
		Typical	Maximum	Typical	Maximum	Typical	Maximum
CKST252010-0.22uH/M	0.22±20%	15.0	19.0	8.3	8.0	5.7	5.1
CKST252010-0.33uH/M	0.33±20%	21.0	24.0	7.3	6.5	5.0	4.5
CKST252010-0.47uH/M	0.47±20%	23.0	27.0	6.1	5.6	4.8	4.3
CKST252010-0.68uH/M	0.68±20%	25.0	30.0	5.7	5.0	4.5	4.0
CKST252010-1uH/M	1±20%	40.0	46.0	4.5	4.0	3.7	3.4
CKST252010-1.5uH/M	1.5±20%	60.0	69.0	4.1	3.2	3.3	3.0
CKST252010-2.2uH/M	2.2±20%	82.0	94.0	3.5	3.0	2.5	2.2
CKST252010-4.7uH/M	4.7±20%	223.0	256.0	2.3	2.0	1.36	1.22
CKST252010L-4.7uH/M	4.7±20%	209.0	230.0	2.1	1.8	1.6	1.4
CKST252010-6.8uH/M	6.8±20%	251.0	290.0	2.1	1.8	1.3	1.1
CKST252010-10uH/M	10±20%	388.0	450.0	1.5	1.3	1.2	1.0

● SPECIFICATION TABLE:

PART NUMBER	INDUCTANCE (μH)	DCR (mΩ) @25°C		Saturation Current DC Amps. Isat (A)		Heat Rating Current DC Amps. Irms (A)	
		Typical	Maximum	Typical	Maximum	Typical	Maximum
CKST252012-0.24uH/M	0.24±20%	16.0	19.0	9.0	8.5	6.4	5.6
CKST252012-0.33uH/M	0.33±20%	16.0	19.0	7.5	6.6	6.4	5.6
CKST252012-0.47uH/M	0.47±20%	21.0	24.0	6.5	5.7	4.7	4.2
CKST252012-0.68uH/M	0.68±20%	23.0	30.0	5.3	4.6	4.5	4.0
CKST252012-1uH/M	1±20%	32.0	36.0	4.8	4.3	4.1	3.6
CKST252012-1.5uH/M	1.5±20%	46.0	53.0	4.2	3.6	3.7	3.4
CKST252012-2.2uH/M	2.2±20%	70.0	84.0	3.5	3.0	2.7	2.4
CKST252012-3.3uH/M	3.3±20%	100.0	120.0	2.5	2.2	2.0	1.7
CKST252012-4.7uH/M	4.7±20%	144.0	167.0	2.4	2.0	1.8	1.6
CKST252012-6.8uH/M	6.8±20%	234.0	269.0	1.9	1.5	1.6	1.4
CKST252012-10uH/M	10±20%	310.0	360.0	1.7	1.5	1.4	1.2

Remark: ● All test data is reference to 25°C ambient.

- Test Condition: 1MHz, 1Vrms
- Isat: Max.Value, DC current at which the inductance drops less than 30% from its value without current; Typ. Value, DC current at which the inductance drops 30% from its value without current.
- Irms: For Max. Value, ΔT<40°C; for Typ. Value, ΔT is approximate 40°C.
- Operat between temperature range -40°C to +125°C(Including self - temperature rise)
- Absolute maximum voltage: DC 25V



● SPECIFICATION TABLE:

PART NUMBER	INDUCTANCE (μH)	DCR (mΩ) @25℃		Saturation Current DC Amps. Isat (A)		Heat Rating Current DC Amps. Irms (A)	
		Typical	Maximum	Typical	Maximum	Typical	Maximum
CKST322512-0.47uH/M	0.47±20%	16.0	19.0	8.2	7.5	7.0	6.5
CKST322512-1uH/M	1±20%	26.0	30.0	6.5	5.7	5.5	5.0
CKST322512-1.5uH/M	1.5±20%	38.0	44.0	5.0	4.5	4.5	4.0
CKST322512-2.2uH/M	2.2±20%	58.0	67.0	4.5	4.0	4.1	3.7
CKST322512-3.3uH/M	3.3±20%	77.0	88.0	3.6	3.3	3.3	3.0
CKST322512-4.7uH/M	4.7±20%	102.0	115.0	3.0	2.7	3.0	2.6
CKST322512-6.8uH/M	6.8±20%	180.0	207.0	2.8	2.4	1.6	1.3
CKST322512-10uH/M	10±20%	250.0	288.0	1.9	1.5	1.0	0.9

● SPECIFICATION TABLE:

PART NUMBER	INDUCTANCE (μH)	DCR (mΩ) @25℃		Saturation Current DC Amps. Isat (A)		Heat Rating Current DC Amps. Irms (A)	
		Typical	Maximum	Typical	Maximum	Typical	Maximum
CKST353220-0.47uH/M	0.47±20%	13.0	15.0	11.0	9.0	8.5	8.0
CKST353220-1uH/M	1±20%	20.0	24.0	7.5	7.0	7.0	6.6
CKST353220-1.5uH/M	1.5±20%	28.0	33.0	7.1	6.6	5.5	5.2
CKST353220-2.2uH/M	2.2±20%	33.0	40.0	6.0	5.5	5.0	4.5
CKST353220-3.3uH/M	3.3±20%	58.0	64.0	5.5	5.0	4.0	3.5
CKST353220-4.7uH/M	4.7±20%	70.0	80.0	4.2	3.7	3.5	3.2
CKST353220-6.8uH/M	6.8±20%	151.0	174.0	3.3	2.8	2.9	2.6
CKST353220-10uH/M	10±20%	175.0	200.0	3.0	2.5	2.6	2.3

Remark: ● All test data is reference to 25℃ ambient.

- Test Condition: 1MHz, 1Vrms
- Isat: Max.Value, DC current at which the inductance drops less than 30% from its value without current; Typ. Value, DC current at which the inductance drops 30% from its value without current.
- Irms: For Max. Value, ΔT<40℃; for Typ. Value, ΔT is approximate 40℃.
- Operat between temperature range -40℃ to +125℃(Including self - temperature rise)
- Absolute maximum voltage: DC 25V



● SPECIFICATION TABLE:

PART NUMBER	INDUCTANCE (μH)	DCR (mΩ) @25°C		Saturation Current DC Amps. Isat (A)		Heat Rating Current DC Amps. Irms (A)	
		Typical	Maximum	Typical	Maximum	Typical	Maximum
CKSTT0410-0.47uH/M	0.47±20%	17.0	20.0	8.5	7.5	7.5	6.5
CKSTT0410-1uH/M	1±20%	33.0	38.0	6.5	5.5	3.7	3.4
CKSTT0410-2.2uH/M	2.2±20%	58.0	67.0	5.3	4.7	3.6	3.2
CKSTT0410-4.7uH/M	4.7±20%	124.0	143.0	3.5	3.0	2.8	2.5
CKSTT0410-6.8uH/M	6.8±20%	155.0	180.0	3.0	2.5	2.3	2.1
CKSTT0410-10uH/M	10±20%	210.0	245.0	2.4	2.0	2.1	1.9

● SPECIFICATION TABLE:

PART NUMBER	INDUCTANCE (μH)	DCR (mΩ) @25°C		Saturation Current DC Amps. Isat (A)	Heat Rating Current DC Amps. Irms (A)
		Typical	Maximum	Typical	Typical
CKST04012P-0.15uH/M	0.15±20%	8.0	9.0	12.0	6.8
CKST04012P-0.22uH/M	0.22±20%	8.3	11.0	8.8	6.5
CKST04012P-0.33uH/M	0.33±20%	13.5	19.0	6.7	5.7
CKST04012P-0.47uH/M	0.47±20%	16.0	21.0	5.4	5.2
CKST04012P-0.68uH/M	0.68±20%	21.0	36.0	4.8	4.2
CKST04012P-1uH/M	1±20%	40.0	47.0	4.4	3.8
CKST04012P-1.5uH/M	1.5±20%	50.0	75.0	3.2	2.7
CKST04012P-2.2uH/M	2.2±20%	73.0	83.0	2.4	2.2

Remark: ● All test data is reference to 25°C ambient.

- Test Condition: 1MHz, 1Vrms
- Isat: Max.Value, DC current at which the inductance drops less than 30% from its value without current; Typ. Value, DC current at which the inductance drops 30% from its value without current.
- Irms: For Max. Value, ΔT<40°C; for Typ. Value, ΔT is approximate 40°C.
- Operat between temperature range -40°C to +125°C(Including self - temperature rise)
- Absolute maximum voltage: DC 25V



● SPECIFICATION TABLE:

PART NUMBER	INDUCTANCE (μH)	DCR (mΩ) @25℃		Saturation Current DC Amps. Isat (A)	Heat Rating Current DC Amps. Irms (A)
		Typical	Maximum	Typical	Typical
CKST0402-0.1uH/N	0.1±30%	3.5	4.0	25.0	12.0
CKST0402-0.22uH/M	0.22±20%	6.0	6.6	12.5	9.0
CKST0402-0.33uH/M	0.33±20%	8.7	12.5	11.0	8.0
CKST0402-0.47uH/M	0.47±20%	12.5	14.0	10.0	7.0
CKST0402-0.56uH/M	0.56±20%	14.0	16.0	8.0	6.5
CKST0402-0.68uH/M	0.68±20%	16.0	18.0	8.0	5.2
CKST0402-1uH/M	1±20%	24.0	27.0	7.0	4.5
CKST0402-1.5uH/M	1.5±20%	38.0	46.0	6.0	4.0
CKST0402-2.2uH/M	2.2±20%	52.0	58.0	5.0	3.0
CKST0402-3.3uH/M	3.3±20%	74.0	87.0	4.0	2.5
CKST0402-4.7uH/M	4.7±20%	100.0	126.0	3.0	2.2
CKST0402-6.8uH/M	6.8±20%	162.0	178.0	2.5	2.0
CKST0402-8.2uH/M	8.2±20%	188.0	216.0	2.2	1.8
CKST0402-10uH/M	10±20%	256.0	294.0	2.0	1.2

● SPECIFICATION TABLE:

PART NUMBER	INDUCTANCE (μH)	DCR (mΩ) @25℃		Saturation Current DC Amps. Isat (A)	Heat Rating Current DC Amps. Irms (A)
		Typical	Maximum	Typical	Typical
CKST0502-0.47uH/M	0.47±20%	7.2	10.0	12.0	7.5
CKST0502-0.68uH/M	0.68±20%	10.0	18.0	10.0	6.5
CKST0502-1uH/M	1±20%	14.0	20.0	9.0	6.0
CKST0502-1.5uH/M	1.5±20%	26.0	35.0	6.5	5.5
CKST0502-2.2uH/M	2.2±20%	32.0	45.0	6.0	4.0
CKST0502-3.3uH/M	3.3±20%	68.0	80.0	5.0	3.5
CKST0502-4.7uH/M	4.7±20%	82.0	95.0	4.0	3.0
CKST0502-5.6uH/M	5.6±20%	90.0	108.0	3.8	2.9
CKST0502-6.8uH/M	6.8±20%	108.0	130.0	3.5	2.8
CKST0502-10uH/M	10±20%	152.0	180.0	2.8	2.3

Remark: ● All test data is reference to 25℃ ambient.

- Test Condition: 100kHz, 1Vrms
- Isat : DC current (A) that will cause L0 to drop approximately 30% Typ.
- Irms: DC current (A) that will cause an approximate ΔT of 40℃
- Operat between temperature range -40℃ to +125℃(Including self - temperature rise)
- Absolute maximum voltage: DC 75V



● SPECIFICATION TABLE:

PART NUMBER	INDUCTANCE (μ H)	DCR ($m\Omega$) @25 $^{\circ}$ C		Saturation Current DC Amps. Isat (A)	Heat Rating Current DC Amps. Irms (A)
		Typical	Maximum	Typical	Typical
CKST0503-0.22uH/M	0.22 \pm 20%	3.6	4.5	28.0	16.0
CKST0503-0.33uH/M	0.33 \pm 20%	5.0	7.0	18.0	14.0
CKST0503-0.47uH/M	0.47 \pm 20%	6.5	7.5	12.0	10.0
CKST0503-0.68uH/M	0.68 \pm 20%	11.0	12.0	12.0	8.0
CKST0503-1uH/M	1 \pm 20%	13.0	15.0	9.0	7.0
CKST0503-1.2uH/M	1.2 \pm 20%	14.0	15.0	8.8	6.5
CKST0503-1.5uH/M	1.5 \pm 20%	17.0	25.0	8.5	6.0
CKST0503-2.2uH/M	2.2 \pm 20%	27.0	35.0	8.0	5.5
CKST0503-3.3uH/M	3.3 \pm 20%	35.0	46.0	6.0	4.5
CKST0503-4.7uH/M	4.7 \pm 20%	50.0	60.0	5.0	4.0
CKST0503-6.8uH/M	6.8 \pm 20%	69.0	86.0	4.5	3.5
CKST0503-8.2uH/M	8.2 \pm 20%	80.0	105.0	4.0	3.3
CKST0503-10uH/M	10 \pm 20%	115.0	126.0	3.5	2.5
CKST0503-15uH/M	15 \pm 20%	174.0	190.0	2.2	1.8
CKST0503-22uH/M	22 \pm 20%	230.0	260.0	1.9	1.3

Remark: ● All test data is reference to 25 $^{\circ}$ C ambient.

- Test Condition: 100kHz, 1Vrms
- Isat : DC current (A) that will cause L0 to drop approximately 30% Typ.
- Irms: DC current (A) that will cause an approximate Δ T of 40 $^{\circ}$ C
- Operat between temperature range -40 $^{\circ}$ C to +125 $^{\circ}$ C(Including self - temperature rise)
- Absolute maximum voltage: DC 75V



● SPECIFICATION TABLE:

PART NUMBER	INDUCTANCE (μ H)	DCR ($m\Omega$) @25 $^{\circ}$ C		Saturation Current DC Amps. Isat (A)	Heat Rating Current DC Amps. Irms (A)
		Typical	Maximum	Typical	Typical
CKST0603-0.1uH/N	0.1 \pm 30%	1.5	1.7	60.0	32.5
CKST0603-0.15uH/M	0.15 \pm 20%	1.9	2.5	50.0	30.0
CKST0603-0.22uH/M	0.22 \pm 20%	2.5	3.0	34.0	23.0
CKST0603-0.33uH/M	0.33 \pm 20%	3.0	3.5	25.0	21.0
CKST0603-0.47uH/M	0.47 \pm 20%	3.5	4.1	20.0	18.0
CKST0603-0.68uH/M	0.68 \pm 20%	5.3	5.9	17.0	16.0
CKST0603-0.82uH/M	0.82 \pm 20%	6.0	7.0	16.0	14.0
CKST0603-1uH/M	1 \pm 20%	7.0	7.5	15.0	12.0
CKST0603-1.5uH/M	1.5 \pm 20%	10.6	12.1	12.5	11.0
CKST0603-2.2uH/M	2.2 \pm 20%	15.5	17.5	10.0	8.0
CKST0603-3.3uH/M	3.3 \pm 20%	23.0	26.0	9.5	6.0
CKST0603-4.7uH/M	4.7 \pm 20%	34.5	38.0	6.5	5.0
CKST0603-6.8uH/M	6.8 \pm 20%	47.0	50.0	6.0	4.5
CKST0603-8.2uH/M	8.2 \pm 20%	58.5	65.0	6.0	4.0
CKST0603-10uH/M	10 \pm 20%	64.0	68.0	5.0	4.0
CKST0603-15uH/M	15 \pm 20%	106.0	115.0	3.8	2.6
CKST0603-22uH/M	22 \pm 20%	165.0	189.0	3.1	2.3
CKST0603-33uH/M	33 \pm 20%	250.0	270.0	2.5	2.0
CKST0603-47uH/M	47 \pm 20%	300.0	350.0	2.0	1.7

Remark: ● All test data is reference to 25 $^{\circ}$ C ambient.

- Test Condition: 100kHz, 1Vrms
- Isat : DC current (A) that will cause L0 to drop approximately 30% Typ.
- Irms: DC current (A) that will cause an approximate Δ T of 40 $^{\circ}$ C
- Operat between temperature range -40 $^{\circ}$ C to +125 $^{\circ}$ C(Including self - temperature rise)
- Absolute maximum voltage: DC 75V



● SPECIFICATION TABLE:

PART NUMBER	INDUCTANCE (μ H)	DCR ($m\Omega$) @25 $^{\circ}$ C		Saturation Current DC Amps. Isat (A)	Heat Rating Current DC Amps. Irms (A)
		Typical	Maximum	Typical	Typical
CKST0605-1 μ H/M	1 \pm 20%	5.6	6.5	13.0	12.0
CKST0605-1.5 μ H/M	1.5 \pm 20%	7.1	8.5	12.0	10.0
CKST0605-2.2 μ H/M	2.2 \pm 20%	11.6	13.5	10.0	7.0
CKST0605-3.3 μ H/M	3.3 \pm 20%	19.6	22.0	9.0	6.5
CKST0605-4.7 μ H/M	4.7 \pm 20%	27.0	30.0	8.0	5.7
CKST0605-6.8 μ H/M	6.8 \pm 20%	38.0	44.0	7.0	5.0
CKST0605-10 μ H/M	10 \pm 20%	46.0	55.0	6.0	4.5
CKST0605-15 μ H/M	15 \pm 20%	72.0	85.0	4.0	3.5
CKST0605-22 μ H/M	22 \pm 20%	115.0	130.0	3.2	2.8
CKST0605-33 μ H/M	33 \pm 20%	158.0	180.0	3.0	2.4
CKST0605-47 μ H/M	47 \pm 20%	260.0	290.0	2.5	2.0
CKST0605-68 μ H/M	68 \pm 20%	425.0	468.0	2.0	1.2

Remark: ● All test data is reference to 25 $^{\circ}$ C ambient.

- Test Condition: 100kHz, 1Vrms
- Isat : DC current (A) that will cause L0 to drop approximately 30% Typ.
- Irms: DC current (A) that will cause an approximate Δ T of 40 $^{\circ}$ C
- Operat between temperature range -40 $^{\circ}$ C to +125 $^{\circ}$ C(Including self - temperature rise)
- Absolute maximum voltage: DC 75V



● SPECIFICATION TABLE:

PART NUMBER	INDUCTANCE (μ H)	DCR ($m\Omega$) @25 $^{\circ}$ C		Saturation Current DC Amps. Isat (A)	Heat Rating Current DC Amps. Irms (A)
		Typical	Maximum	Typical	Typical
CKST1003-0.22uH/M-B	0.22 \pm 20%	1.07	1.2	50.0	30.0
CKST1003-0.33uH/M-B	0.33 \pm 20%	1.3	1.6	32.0	23.0
CKST1003-0.47uH/M-B	0.47 \pm 20%	2.1	2.5	26.0	23.0
CKST1003-0.56uH/M-B	0.56 \pm 20%	2.4	3.0	24.0	22.0
CKST1003-0.68uH/M-B	0.68 \pm 20%	2.9	3.4	23.0	21.0
CKST1003-1uH/M	1 \pm 20%	5.5	6.0	21.0	15.0
CKST1003-1.5uH/M	1.5 \pm 20%	6.5	7.5	18.0	12.0
CKST1003-2.2uH/M	2.2 \pm 20%	8.0	9.0	12.0	11.0
CKST1003-3.3uH/M	3.3 \pm 20%	14.5	16.0	12.0	9.0
CKST1003-4.7uH/M	4.7 \pm 20%	20.5	25.0	10.0	7.0
CKST1003-5.6uH/M	5.6 \pm 20%	27.0	30.0	10.0	6.0
CKST1003-6.8uH/M	6.8 \pm 20%	30.0	35.0	7.5	5.5
CKST1003-8.2uH/M	8.2 \pm 20%	35.0	45.0	7.0	5.0
CKST1003-10uH/M	10 \pm 20%	50.0	55.0	6.5	4.5
CKST1003-15uH/M	15 \pm 20%	59.0	65.0	5.0	4.0
CKST1003-22uH/M	22 \pm 20%	90.0	99.0	4.0	3.0

Remark: ● All test data is reference to 25 $^{\circ}$ C ambient.

- Test Condition: 100kHz, 1Vrms
- Isat : DC current (A) that will cause L0 to drop approximately 30% Typ.
- Irms: DC current (A) that will cause an approximate Δ T of 40 $^{\circ}$ C
- Operat between temperature range -40 $^{\circ}$ C to +125 $^{\circ}$ C(Including self - temperature rise)
- Absolute maximum voltage: DC 75V



● SPECIFICATION TABLE:

PART NUMBER	INDUCTANCE (μ H)	DCR ($m\Omega$) @25 $^{\circ}$ C		Saturation Current DC Amps. Isat (A)	Heat Rating Current DC Amps. Irms (A)
		Typical	Maximum	Typical	Typical
CKST1004-0.15uH/N-B	0.15 \pm 30%	0.53	0.65	45.0	75.0
CKST1004-0.22uH/M-B	0.22 \pm 20%	0.9	1.1	55.0	35.0
CKST1004-0.36uH/M-B	0.36 \pm 20%	1.05	1.2	42.0	34.0
CKST1004-0.47uH/M-B	0.47 \pm 20%	1.53	1.68	38.0	28.0
CKST1004-0.56uH/M-B	0.56 \pm 20%	1.6	1.8	32.0	27.0
CKST1004-0.68uH/M-B	0.68 \pm 20%	2.1	2.4	30.0	23.0
CKST1004-0.82uH/M-B	0.82 \pm 20%	2.7	3.9	26.0	20.0
CKST1004-1uH/M-B	1 \pm 20%	3.0	3.3	26.0	20.0
CKST1004-1.5uH/M-B	1.5 \pm 20%	3.8	4.2	22.0	16.0
CKST1004-2.2uH/M	2.2 \pm 20%	6.0	7.0	16.0	14.0
CKST1004-3.3uH/M	3.3 \pm 20%	10.8	11.8	13.0	11.0
CKST1004-4.7uH/M	4.7 \pm 20%	14.0	16.5	12.0	8.5
CKST1004-6.8uH/M	6.8 \pm 20%	22.5	25.0	10.0	8.0
CKST1004-8.2uH/M	8.2 \pm 20%	25.0	27.0	9.0	7.5
CKST1004-10uH/M	10 \pm 20%	27.0	30.0	7.0	6.5
CKST1004-15uH/M	15 \pm 20%	40.0	45.0	6.0	6.3
CKST1004-22uH/M	22 \pm 20%	60.0	66.0	5.5	5.0
CKST1004-33uH/M	33 \pm 20%	85.0	92.0	4.5	4.0
CKST10045-47uH/M	47 \pm 20%	130.0	150.0	4.0	3.0
CKST10045-68uH/M	68 \pm 20%	192.0	205.0	3.0	2.3

Remark: ● All test data is reference to 25 $^{\circ}$ C ambient.

- Test Condition: 100kHz, 1Vrms
- Isat : DC current (A) that will cause L0 to drop approximately 30% Typ.
- Irms: DC current (A) that will cause an approximate Δ T of 40 $^{\circ}$ C
- Operat between temperature range -40 $^{\circ}$ C to +125 $^{\circ}$ C(Including self - temperature rise)
- Absolute maximum voltage: DC 75V



● SPECIFICATION TABLE:

PART NUMBER	INDUCTANCE (μ H)	DCR ($m\Omega$) @25 $^{\circ}$ C		Saturation Current DC Amps. Isat (A)	Heat Rating Current DC Amps. Irms (A)
		Typical	Maximum	Typical	Typical
CKST1005-0.22uH/M-B	0.22 \pm 20%	0.6	0.8	65.0	37.0
CKST1005-1uH/M-B	1 \pm 20%	2.3	3.0	28.0	19.0
CKST1005-1.5uH/M-B	1.5 \pm 20%	3.2	4.0	21.0	16.0
CKST1005-1.8uH/M-B	1.8 \pm 20%	3.5	5.0	20.0	15.0
CKST1005-2.2uH/M	2.2 \pm 20%	5.5	6.6	19.0	13.0
CKST1005-3.3uH/M	3.3 \pm 20%	9.2	11.0	18.0	11.0
CKST1005-4.7uH/M	4.7 \pm 20%	12.0	15.0	15.0	10.0
CKST1005-5.6uH/M	5.6 \pm 20%	14.0	18.0	14.0	8.5
CKST1005-6.8uH/M	6.8 \pm 20%	16.0	19.2	13.0	8.0
CKST1005-10uH/M	10 \pm 20%	23.0	28.0	10.0	7.0
CKST1005-15uH/M	15 \pm 20%	35.0	42.0	7.0	6.5
CKST1005-22uH/M	22 \pm 20%	58.0	70.0	6.0	5.5
CKST1005-33uH/M	33 \pm 20%	70.0	84.0	5.0	4.5
CKST1005-47uH/M	47 \pm 20%	130.0	150.0	4.5	3.0
CKST1005-68uH/M	68 \pm 20%	185.0	205.0	3.5	2.5

Remark: ● All test data is reference to 25 $^{\circ}$ C ambient.

- Test Condition: 100kHz, 1Vrms
- Isat : DC current (A) that will cause L0 to drop approximately 30% Typ.
- Irms: DC current (A) that will cause an approximate Δ T of 40 $^{\circ}$ C
- Operat between temperature range -40 $^{\circ}$ C to +125 $^{\circ}$ C(Including self - temperature rise)
- Absolute maximum voltage: DC 75V



● SPECIFICATION TABLE:

PART NUMBER	INDUCTANCE (μ H)	DCR (m Ω) @25 $^{\circ}$ C		Saturation Current DC Amps. Isat (A)	Heat Rating Current DC Amps. Irms (A)
		Typical	Maximum	Typical	Typical
CKST1205-0.33uH/M-B	0.33 \pm 20%	0.75	0.9	62.0	46.0
CKST1205-0.36uH/M-B	0.36 \pm 20%	0.77	1.1	60.0	41.0
CKST1205-0.47uH/M-B	0.47 \pm 20%	1.0	1.3	46.0	37.0
CKST1205-1uH/M-B	1 \pm 20%	1.9	2.5	37.0	29.0
CKST1205-1.5uH/M-B	1.5 \pm 20%	3.4	4.1	30.0	23.0
CKST1205-1.8uH/M-B	1.8 \pm 20%	3.5	4.5	26.0	18.0
CKST1205-2.2uH/M-B	2.2 \pm 20%	4.0	5.0	25.0	15.0
CKST1205-3.3uH/M	3.3 \pm 20%	7.5	9.0	20.0	12.0
CKST1205-4.7uH/M	4.7 \pm 20%	9.0	11.5	16.0	11.0
CKST1205-5.6uH/M	5.6 \pm 20%	13.0	15.0	15.0	10.5
CKST1205-6.8uH/M	6.8 \pm 20%	18.0	22.0	14.0	9.0
CKST1205-8.2uH/M	8.2 \pm 20%	19.0	24.0	13.0	8.5
CKST1205-10uH/M	10 \pm 20%	24.0	29.0	11.0	7.5
CKST1205-15uH/M	15 \pm 20%	27.0	32.0	9.0	6.0
CKST1205-22uH/M	22 \pm 20%	42.0	50.0	7.0	5.0
CKST1205-33uH/M	33 \pm 20%	60.0	84.0	6.0	3.5
CKST1205-47uH/M	47 \pm 20%	100.0	130.0	5.0	3.0

Remark: ● All test data is reference to 25 $^{\circ}$ C ambient.

- Test Condition: 100kHz, 1Vrms
- Isat : DC current (A) that will cause L0 to drop approximately 30% Typ.
- Irms: DC current (A) that will cause an approximate Δ T of 40 $^{\circ}$ C
- Operat between temperature range -40 $^{\circ}$ C to +125 $^{\circ}$ C (Including self - temperature rise)
- Absolute maximum voltage: DC 75V

● SPECIFICATION TABLE:

PART NUMBER	INDUCTANCE (μ H)	DCR (m Ω) @25 $^{\circ}$ C		Saturation Current DC Amps. Isat (A)	Heat Rating Current DC Amps. Irms (A)
		Typical	Maximum	Typical	Typical
CKST1206-0.33 μ H/M-B	0.33 \pm 20%	0.58	0.8	65.0	43.0
CKST1206-1 μ H/M-B	1 \pm 20%	1.4	1.7	35.0	24.0
CKST1206-1.5 μ H/M-B	1.5 \pm 20%	2.5	4.0	31.0	22.0
CKST1206-2.2 μ H/M-B	2.2 \pm 20%	4.2	6.0	26.0	18.0
CKST1206-3.3 μ H/M-B	3.3 \pm 20%	5.6	9.0	23.0	12.0
CKST1206-4.7 μ H/M-B	4.7 \pm 20%	7.2	10.5	18.0	11.5
CKST1206-6.8 μ H/M	6.8 \pm 20%	10.0	13.8	15.0	11.5
CKST1206-8.2 μ H/M	8.2 \pm 20%	13.6	16.0	13.5	11.0
CKST1206-10 μ H/M	10 \pm 20%	18.0	20.7	12.5	10.0
CKST1206-15 μ H/M	15 \pm 20%	25.0	29.0	9.0	6.0
CKST1206-18 μ H/M	18 \pm 20%	30.0	35.0	8.0	5.0
CKST1206-22 μ H/M	22 \pm 20%	34.0	39.5	7.5	5.0
CKST1206-27 μ H/M	27 \pm 20%	54.0	60.0	6.5	4.0
CKST1206-33 μ H/M	33 \pm 20%	65.0	75.0	6.0	4.0
CKST1206-47 μ H/M	47 \pm 20%	80.0	90.0	5.5	3.5
CKST1206-68 μ H/M	68 \pm 20%	115.0	130.0	4.5	3.3
CKST1206-82 μ H/M	82 \pm 20%	120.0	140.0	4.0	3.0
CKST1206-100 μ H/M	100 \pm 20%	180.0	200.0	3.5	2.5
CKST1206-120 μ H/M	120 \pm 20%	210.0	235.0	3.2	2.3
CKST1206-150 μ H/M	150 \pm 20%	300.0	350.0	2.7	2.0

Remark: ● All test data is reference to 25 $^{\circ}$ C ambient.

- Test Condition: 100kHz, 1Vrms
- Isat : DC current (A) that will cause L0 to drop approximately 30% Typ.
- Irms: DC current (A) that will cause an approximate Δ T of 40 $^{\circ}$ C
- Operat between temperature range -40 $^{\circ}$ C to +125 $^{\circ}$ C(Including self - temperature rise)
- Absolute maximum voltage: DC 75V



● SPECIFICATION TABLE:

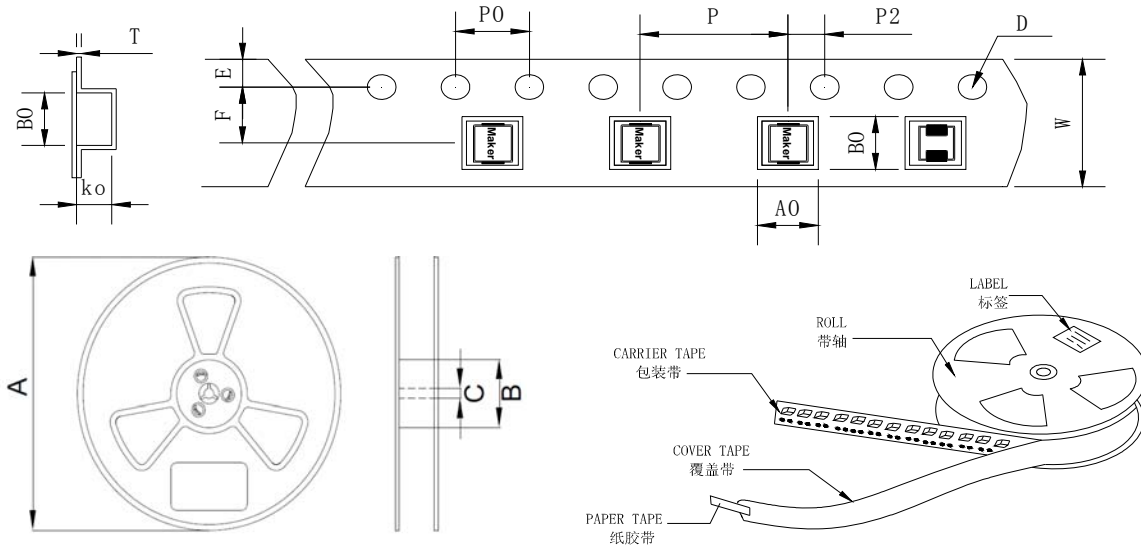
PART NUMBER	INDUCTANCE (μ H)	DCR ($m\Omega$) @25 $^{\circ}$ C		Saturation Current DC Amps. Isat (A)	Heat Rating Current DC Amps. Irms (A)
		Typical	Maximum	Typical	Typical
CKST1707-1 μ H/M	1 \pm 20%	1.5	1.9	55.5	32.0
CKST1707-1.5 μ H/M	1.5 \pm 20%	2.1	2.8	40.0	23.0
CKST1707-2.2 μ H/M	2.2 \pm 20%	2.3	3.0	40.0	18.0
CKST1707-3.3 μ H/M	3.3 \pm 20%	2.9	3.2	35.0	15.0
CKST1707-4.7 μ H/M	4.7 \pm 20%	4.4	5.8	30.0	13.0
CKST1707-6.8 μ H/M	6.8 \pm 20%	6.2	8.0	22.5	10.5
CKST1707-8.2 μ H/M	8.2 \pm 20%	10.0	13.0	20.0	9.5
CKST1707-10 μ H/M	10 \pm 20%	10.0	13.0	19.0	9.5
CKST1707-15 μ H/M	15 \pm 20%	16.5	22.0	14.0	9.0
CKST1707-22 μ H/M	22 \pm 20%	20.0	26.0	12.0	8.5
CKST1707-33 μ H/M	33 \pm 20%	30.0	38.5	10.7	8.0
CKST1707-47 μ H/M	47 \pm 20%	43.0	53.0	8.7	6.0
CKST1707-56 μ H/M	56 \pm 20%	55.0	60.5	7.2	5.2
CKST1707-68 μ H/M	68 \pm 20%	58.0	79.0	6.1	4.5
CKST1707-100 μ H/M	100 \pm 20%	103.0	123.0	5.0	4.0

Remark: ● All test data is reference to 25 $^{\circ}$ C ambient.

- Test Condition: 100kHz, 1Vrms
- Isat : DC current (A) that will cause L0 to drop approximately 30% Typ.
- Irms: DC current (A) that will cause an approximate Δ T of 40 $^{\circ}$ C
- Operat between temperature range -40 $^{\circ}$ C to +125 $^{\circ}$ C(Including self - temperature rise)
- Absolute maximum voltage: DC 75V



● **PACKAGING SPECIFICATION :**



Type	Tape Dimension (mm)						Reel Dimension (mm)			Quantity (Pcs/Reel)	Quantity (Pcs/Carton)
	W	A0	B0	K0	DO	P	A	B	C		
CKST201210	8.0	1.5	2.35	1.2	1.5	4.0	178	58	13	3000	75K
CKST201610	8.0	1.95	2.35	1.2	1.5	4.0	178	58	13	3000	75K
CKST252010	8.0	2.3	2.8	1.2	1.5	4.0	178	58	13	3000	75K
CKST252012	8.0	2.3	2.8	1.5	1.5	4.0	178	58	13	3000	75K
CKST322512	8.0	2.8	3.5	1.5	1.5	4.0	178	58	13	2000	50K
CKST353220	12.0	3.7	3.9	2.2	1.5	8.0	330	100	13	3000	18K
CKSTT0410	12.0	4.5	4.5	1.3	1.5	8.0	330	100	13	3000	18K
CKST04012P	12.0	4.4	4.9	1.5	1.5	8.0	330	100	13	3000	18K
CKST0402	12.0	4.4	5.2	2.2	1.5	8.0	330	100	13	3000	18K
CKST0502	16.0	5.6	6.0	2.2	1.5	12.0	330	100	13	2000	12K
CKST0503	16.0	5.6	6.0	3.3	1.5	12.0	330	100	13	1500	9K
CKST0603	16.0	7.2	8.0	3.3	1.5	12.0	330	100	13	1500	9K
CKST0605	16.0	7.2	8.0	5.5	1.5	12.0	330	100	13	1000	6K
CKST1003	24.0	10.7	11.4	3.3	1.5	16.0	330	100	13	1000	4K
CKST1004	24.0	10.7	11.4	4.3	1.5	16.0	330	100	13	1000	4K
CKST1005	24.0	10.7	11.4	5.5	1.5	16.0	330	100	13	800	3.2K
CKST1205	24.0	13.2	13.4	5.5	1.5	20.0	330	100	13	400	1.6K
CKST1206	24.0	13.2	13.4	6.8	1.5	20.0	330	100	13	400	1.6K
CKST1707	32.0	18.0	18.8	7.5	1.5	24.0	330	100	13	300	1.2K



MODIFY RECORD

Version	Date	Content	Prepared	Approved
A0	2017/9/1	新版发行	贺军	肖中华
A1	2017/12/1	新增1003系列	贺军	肖中华
A2	2018/6/15	新增1707系列	贺军	肖中华
A3	2018/9/20	新增0502系列	贺军	肖中华
A4	2021/4/21	变更CKST05系列载带宽度为16mm	万芳中	王其良
A5	2021/5/26	增加CKST04012P,06012P,自制201610目录	万芳中	王其良
B0	2021/8/5	增加CKST0401P,05012,06015,自制252010,252012目录	万芳中	王其良
B1	2021/12/10	修改CKST20,25特性(上1版本为仿真,此版本为实测值),新增CKST322512,删除CKST0410,0612,0615(不具备量产)	万芳中	王其良
B2	2022/2/9	修改CKST201610-1uH/M电阻,从45mΩ Max变更为49mΩ Max	万芳中	王其良
B3	2022/4/9	增加CKST353220,CKSTT0410系列	万芳中	王其良

X-ON Electronics

Largest Supplier of Electrical and Electronic Components

Click to view similar products for [Fixed Inductors](#) category:

Click to view products by [CENKER](#) manufacturer:

Other Similar products are found below :

[CR32NP-100KC](#) [70F224AI](#) [MHQ1005P10NJ](#) [MHQ1005P1N0S](#) [MHQ1005P2N4S](#) [MHQ1005P3N6S](#) [MHQ1005P5N1S](#) [MHQ1005P8N2J](#)
[PE-53601NL](#) [PE-53602NL](#) [PG0936.113NLT](#) [9220-20](#) [9310-16](#) [PM06-2N7](#) [PM06-39NJ](#) [A01TK](#) [1206CS-471XJ](#) [HC2-R47-R](#) [HC8-1R2-R](#)
[HCF1305-3R3-R](#) [1206CS-151XG](#) [RCH664NP-4R7M](#) [RCP1317NP-391L](#) [DH2280-4R7M](#) [DS1608C-106](#) [B10TJ](#) [B82498B3101J000](#) [ELJ-](#)
[RE27NJF2](#) [1812CS-153XJ](#) [1812CS-183XJ](#) [1812CS-223XJ](#) [1812LS-104XJ](#) [1812LS-105XJ](#) [1812LS-124XJ](#) [1812LS-154XJ](#) [1812LS-223XJ](#)
[1812LS-224XJ](#) [1812LS-563XJ](#) [1812LS-683XJ](#) [1812LS-824XJ](#) [NIN-FB101JTR110F](#) [NIN-FB471JTR62F](#) [NIN-FC1R5JTR220F](#) [NIN-](#)
[HCR15JTRF](#) [NIN-HCR33JTRF](#) [NIN-HDR22JTRF](#) [NIN-HDR82JTRF](#) [NIN-HK2N7STRF](#) [NIN-PA150KTR370F](#) [NIN-PB100KTR550F](#)