

2N6430 2N6431 NPN
2N6432 2N6433 PNP

**COMPLEMENTARY
SILICON TRANSISTORS**



TO-18 CASE



www.centrasemi.com

DESCRIPTION:

The CENTRAL SEMICONDUCTOR 2N6430 series devices are complementary small signal silicon transistors manufactured by the epitaxial planar process, designed for high voltage amplifier applications.

MARKING: FULL PART NUMBER

MAXIMUM RATINGS: ($T_A=25^\circ\text{C}$ unless otherwise noted)

SYMBOL	2N6430	2N6431	UNITS
	2N6432	2N6433	
Collector-Base Voltage	V_{CBO} 200	300	V
Collector-Emitter Voltage	V_{CEO} 200	300	V
Emitter-Base Voltage (NPN)	V_{EBO}	6.0	V
Emitter-Base Voltage (PNP)	V_{EBO}	5.0	V
Continuous Collector Current	I_C	500	mA
Power Dissipation ($T_C=25^\circ\text{C}$)	P_D	1.8	W
Power Dissipation	P_D	500	mW
Operating and Storage Junction Temperature	T_J, T_{stg}	-65 to +200	$^\circ\text{C}$
Thermal Resistance	θ_{JA}	0.35	$^\circ\text{C}/\text{mW}$
Thermal Resistance	θ_{JC}	97.2	$^\circ\text{C}/\text{W}$

ELECTRICAL CHARACTERISTICS: ($T_A=25^\circ\text{C}$)

SYMBOL	TEST CONDITIONS	2N6430		2N6432		UNITS
		2N6431	2N6433	MIN	MAX	
I_{CBO}	$V_{CB}=160\text{V}$ (2N6430, 2N6432)	-	100	-	250	nA
I_{CBO}	$V_{CB}=200\text{V}$ (2N6431, 2N6433)	-	100	-	250	nA
I_{EBO}	$V_{EB}=4.0\text{V}$	-	100	-	-	nA
I_{EBO}	$V_{EB}=3.0\text{V}$	-	-	-	100	nA
BV_{CBO}	$I_C=100\mu\text{A}$ (2N6430, 2N6432)	200	-	200	-	V
BV_{CBO}	$I_C=100\mu\text{A}$ (2N6431, 2N6433)	300	-	300	-	V
BV_{CEO}	$I_C=1.0\text{mA}$ (2N6430, 2N6432)	200	-	200	-	V
BV_{CEO}	$I_C=1.0\text{mA}$ (2N6431, 2N6433)	300	-	300	-	V
BV_{EBO}	$I_E=100\mu\text{A}$	6.0	-	5.0	-	V
$V_{CE(SAT)}$	$I_C=20\text{mA}, I_B=2.0\text{mA}$	-	0.5	-	0.5	V
$V_{BE(SAT)}$	$I_C=20\text{mA}, I_B=2.0\text{mA}$	-	0.9	-	0.9	V
h_{FE}	$V_{CE}=10\text{V}, I_C=1.0\text{mA}$	25	-	25	-	
h_{FE}	$V_{CE}=10\text{V}, I_C=10\text{mA}$	40	-	40	-	
h_{FE}	$V_{CE}=10\text{V}, I_C=30\text{mA}$	50	200	30	150	

R2 (3-April 2018)

2N6430 2N6431 NPN
 2N6432 2N6433 PNP

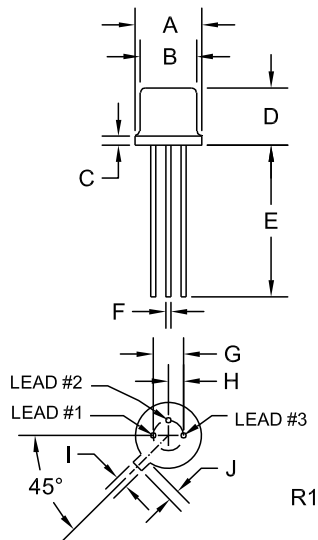
COMPLEMENTARY
 SILICON TRANSISTORS



ELECTRICAL CHARACTERISTICS - Continued: ($T_A=25^\circ\text{C}$)

SYMBOL	TEST CONDITIONS	2N6430 2N6431		2N6432 2N6433		UNITS
		MIN	MAX	MIN	MAX	
f_T	$V_{CE}=20\text{V}$, $I_C=10\text{mA}$, $f=100\text{MHz}$	50	200	-	-	MHz
f_T	$V_{CE}=20\text{V}$, $I_C=10\text{mA}$, $f=20\text{MHz}$	-	-	50	-	MHz
C_{ob}	$V_{CB}=20\text{V}$, $I_E=0$, $f=1.0\text{MHz}$	-	4.0	-	6.0	pF

TO-18 CASE - MECHANICAL OUTLINE



SYMBOL	DIMENSIONS			
	INCHES		MILLIMETERS	
	MIN	MAX	MIN	MAX
A (DIA)	0.209	0.230	5.31	5.84
B (DIA)	0.178	0.195	4.52	4.95
C	-	0.030	-	0.76
D	0.170	0.210	4.32	5.33
E	0.500	-	12.70	-
F (DIA)	0.016	0.019	0.41	0.48
G (DIA)	0.100		2.54	
H	0.050		1.27	
I	0.036	0.046	0.91	1.17
J	0.028	0.048	0.71	1.22

TO-18 (REV: R1)

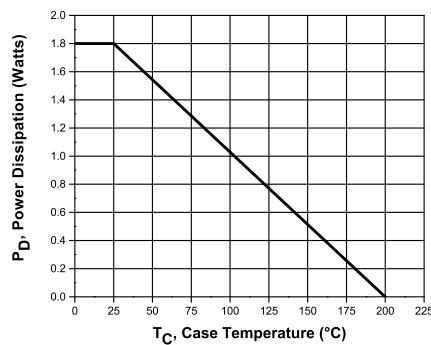
LEAD CODE:

- 1) Emitter
- 2) Base
- 3) Collector

MARKING:

FULL PART NUMBER

Power Derating



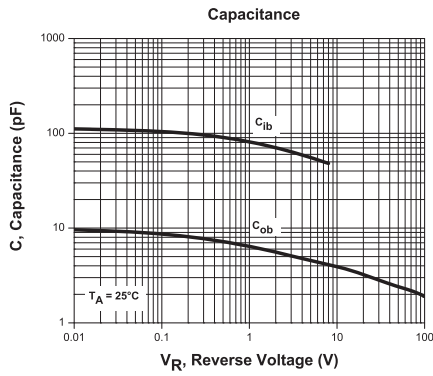
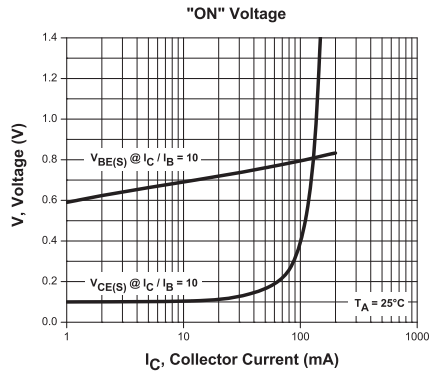
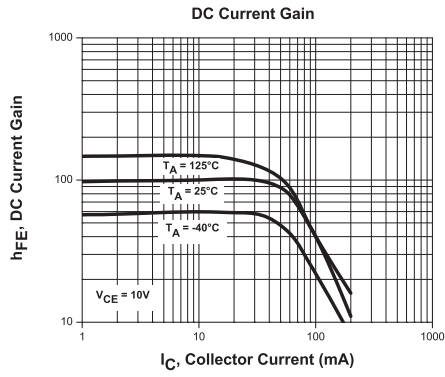
R2 (3-April 2018)

2N6430 2N6431 NPN
 2N6432 2N6433 PNP

COMPLEMENTARY
 SILICON TRANSISTORS



NPN TYPICAL ELECTRICAL CHARACTERISTICS



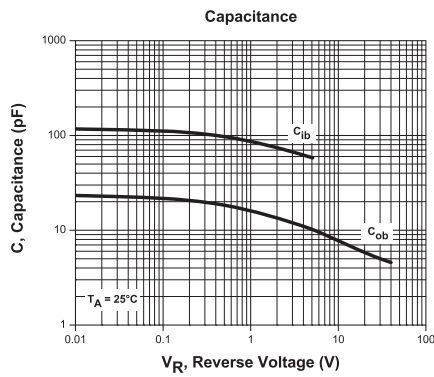
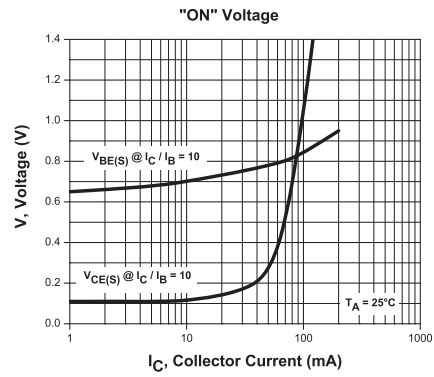
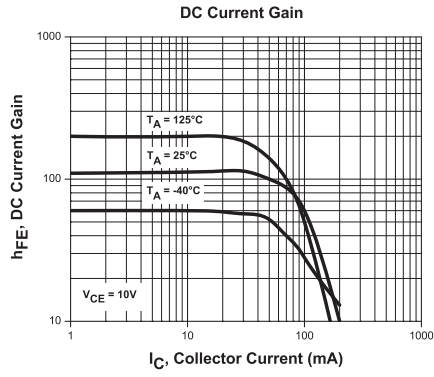
R2 (3-April 2018)

2N6430 2N6431 NPN
 2N6432 2N6433 PNP

COMPLEMENTARY
 SILICON TRANSISTORS



PNP TYPICAL ELECTRICAL CHARACTERISTICS



R2 (3-April 2018)



OUTSTANDING SUPPORT AND SUPERIOR SERVICES

PRODUCT SUPPORT

Central's operations team provides the highest level of support to insure product is delivered on-time.

- Supply management (Customer portals)
- Inventory bonding
- Consolidated shipping options
- Custom bar coding for shipments
- Custom product packing

DESIGNER SUPPORT/SERVICES

Central's applications engineering team is ready to discuss your design challenges. Just ask.

- Free quick ship samples (2nd day air)
- Online technical data and parametric search
- SPICE models
- Custom electrical curves
- Environmental regulation compliance
- Customer specific screening
- Up-screening capabilities
- Special wafer diffusions
- PbSn plating options
- Package details
- Application notes
- Application and design sample kits
- Custom product and package development

REQUESTING PRODUCT PLATING

1. If requesting Tin/Lead plated devices, add the suffix " TIN/LEAD" to the part number when ordering (example: 2N2222A TIN/LEAD).
2. If requesting Lead (Pb) Free plated devices, add the suffix " PBFREE" to the part number when ordering (example: 2N2222A PBFREE).

CONTACT US

Corporate Headquarters & Customer Support Team

Central Semiconductor Corp.
145 Adams Avenue
Hauppauge, NY 11788 USA
Main Tel: (631) 435-1110
Main Fax: (631) 435-1824
Support Team Fax: (631) 435-3388
www.centrasemi.com

Worldwide Field Representatives:
www.centrasemi.com/wwreps

Worldwide Distributors:
www.centrasemi.com/wwdistributors

For the latest version of Central Semiconductor's **LIMITATIONS AND DAMAGES DISCLAIMER**, which is part of Central's Standard Terms and Conditions of sale, visit: www.centrasemi.com/terms

X-ON Electronics

Largest Supplier of Electrical and Electronic Components

Click to view similar products for [Bipolar Transistors - BJT category](#):

Click to view products by [Central Semiconductor manufacturer](#):

Other Similar products are found below :

[619691C](#) [MCH4017-TL-H](#) [BC546/116](#) [BC557/116](#) [BSW67A](#) [NTE158](#) [NTE187A](#) [NTE195A](#) [NTE2302](#) [NTE2330](#) [NTE63](#) [C4460](#)
[2SA1419T-TD-H](#) [2SA1721-O\(TE85L,F\)](#) [2SA2126-E](#) [2SB1204S-TL-E](#) [2SD2150T100R](#) [SP000011176](#) [FMMTA92QTA](#) [2N2369ADCSM](#)
[2N5769](#) [2SC2412KT146S](#) [2SC5490A-TL-H](#) [2SD1816S-TL-E](#) [2SD1816T-TL-E](#) [CMXT2207 TR](#) [CPH6501-TL-E](#) [MCH4021-TL-E](#)
[US6T6TR](#) [NJL0281DG](#) [732314D](#) [CMXT3906 TR](#) [CPH3121-TL-E](#) [CPH6021-TL-H](#) [873787E](#) [IMZ2AT108](#) [UMX21NTR](#) [MCH6102-TL-E](#)
[NJL0302DG](#) [2N3583](#) [2SA1434-TB-E](#) [2SC3143-4-TB-E](#) [2SD1621S-TD-E](#) [NTE103](#) [30A02MH-TL-E](#) [NSV40301MZ4T1G](#) [NTE101](#) [NTE13](#)
[NTE15](#) [NTE16001](#)