

CDMSJ2204.7-650

N-CHANNEL
SUPER JUNCTION MOSFET
4.7 AMP, 650 VOLT



TO-220FP CASE

Central
Semiconductor

www.centrasemi.com

DESCRIPTION:

The CENTRAL SEMICONDUCTOR CDMSJ2204.7-650 is a high current, 650 Volt N-Channel power MOSFET designed for high voltage, fast switching applications such as Power Factor Correction (PFC), and power chargers. This MOSFET combines high voltage capability with low $r_{DS(ON)}$, low threshold voltage and low gate charge.

MARKING: CDMSJ
4.7-650

APPLICATIONS:

- Power Factor Correction
- TV Power
- UPS
- PD Charger
- Adapter

FEATURES:

- High voltage capability ($V_{DS}=650V$)
- Low gate charge ($Q_{gs}=1.9nC$)
- Low $r_{DS(ON)}$ (0.9Ω)

MAXIMUM RATINGS: ($T_C=25^\circ C$)

Drain-Source Voltage
Gate-Source Voltage
Continuous Drain Current
Continuous Drain Current ($T_C=100^\circ C$)
Pulsed Drain Current
Forward Diode Current
Power Dissipation
Power Dissipation ($T_C=100^\circ C$)
Operating and Storage Junction Temperature

SYMBOL

V_{DS}	650
V_{GS}	30
I_D	4.7
I_D	3.0
I_{DM}	9.5
I_S	4.7
P_D	22.5
P_D	10
T_J, T_{stg}	-55 to +150

UNITS

V
V
A
A
A
A
W
W
$^\circ C$

ELECTRICAL CHARACTERISTICS: ($T_J=25^\circ C$ unless otherwise noted)

SYMBOL	TEST CONDITIONS	MIN	TYP	MAX	UNITS
BV_{DSS}	$V_{GS}=0V, I_D=250\mu A$	650	730		V
$V_{GS(th)}$	$V_{DS}=V_{GS}, I_D=250\mu A$	2	3.0	4	V
$R_{DS(on)}$	$V_{GS}=10V, I_D=2.0A$ (Note 1)		861	990	m Ω
I_{DSS}	$V_{DS}=650V, V_{GS}=0V$			1.0	μA
I_{GSS}	$V_{GS}=30V, V_{DS}=0V$			100	nA
I_{GSSR}	$V_{GS}=30V, V_{DS}=0V$			100	nA
gfs	$V_{DS}=20V, I_D=4.5A$		5		S
Q_g	$V_{DS}=520V, I_D=4.5A, V_{GS}=10V$		9.7		nC
Q_{gs}	$V_{DS}=520V, I_D=4.5A, V_{GS}=10V$		1.9		nC

CDMSJ2204.7-650

**N-CHANNEL
SUPER JUNCTION MOSFET
4.7 AMP, 650 VOLT**



ELECTRICAL CHARACTERISTICS - Continued: ($T_A=25^{\circ}\text{C}$ unless otherwise noted)

SYMBOL	TEST CONDITIONS	MIN	TYP	MAX	UNITS
Q_{gd}	$V_{DS}=520\text{V}$, $I_D=4.5\text{A}$, $V_{GS}=10\text{V}$		4.5		nC
C_{iss}	$V_{DS}=400\text{V}$, $V_{GS}=0\text{V}$, $f=250\text{kHz}$		306		pF
C_{oss}	$V_{DS}=400\text{V}$, $V_{GS}=0\text{V}$, $f=250\text{kHz}$		21		pF
C_{rss}	$V_{DS}=400\text{V}$, $V_{GS}=0\text{V}$, $f=250\text{kHz}$		7		pF
$C_{o(er)}$	$V_{DS}=0\text{V}$ to 400V , $V_{GS}=0\text{V}$, $f=250\text{kHz}$		24		pF
$t_{d(on)}$	$V_{DD}=325\text{V}$, $I_D=4.5\text{A}$, $V_{GS}=10\text{V}$, $R_G=25\Omega$		17		ns
t_r	$V_{DD}=325\text{V}$, $I_D=4.5\text{A}$, $V_{GS}=10\text{V}$, $R_G=25\Omega$		30		ns
$t_{d(off)}$	$V_{DD}=325\text{V}$, $I_D=4.5\text{A}$, $V_{GS}=10\text{V}$, $R_G=25\Omega$		49		ns
t_f	$V_{DD}=325\text{V}$, $I_D=4.5\text{A}$, $V_{GS}=10\text{V}$, $R_G=25\Omega$		31		ns
R_g	$f=1.0\text{MHz}$		12		Ω
V_{SD}	$I_S=4\text{A}$, $V_{GS}=0\text{V}$		0.87	1.5	V
Q_{rr}	$I_S=4.5\text{A}$, $di/dt=100\text{A}/\mu\text{s}$		1.5		μC
t_{rr}	$I_S=4.5\text{A}$, $di/dt=100\text{A}/\mu\text{s}$		199		ns

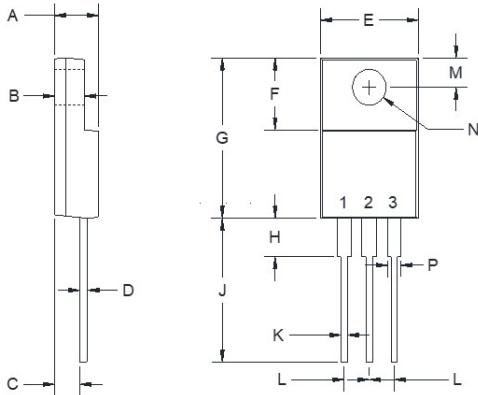
Note 1: Pulse Width $\leq 300\mu\text{s}$, Duty Cycle $\leq 2\%$

CDMSJ2204.7-650

**N-CHANNEL
SUPER JUNCTION MOSFET
4.7 AMP, 650 VOLT**



TO-220FP CASE - MECHANICAL OUTLINE



R5

SYMBOL	INCHES		MILLIMETERS	
	MIN	MAX	MIN	MAX
A	0.165	0.202	4.20	5.12
B	0.090	0.130	2.30	3.30
C	0.098	0.122	2.50	3.10
D	-	0.031	-	0.80
E	0.382	0.418	9.70	10.63
F	0.238	0.276	6.06	7.00
G	0.583	0.640	14.80	16.25
H	-	0.177	-	4.50
J	0.503	0.543	12.78	13.80
K	0.020	0.035	0.50	0.90
L	0.100		2.54	
M	0.100	0.140	2.55	3.55
N (DIA)	0.116	0.134	2.95	3.40
P	0.039	0.058	1.00	1.47

TO-220FP (REV: R5)

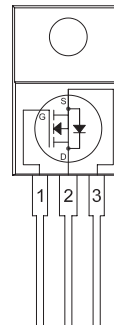
LEAD CODE:

- 1) Gate
- 2) Drain
- 3) Source

MARKING CODE: CDMSJ

4.7-650

PIN CONFIGURATION



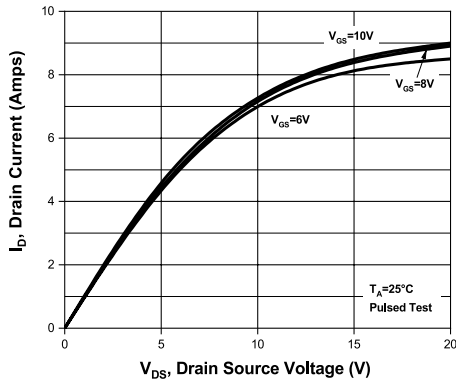
CDMSJ2204.7-650

N-CHANNEL
SUPER JUNCTION MOSFET
4.7 AMP, 650 VOLT

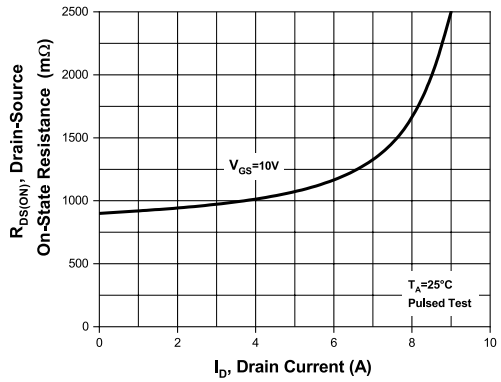


TYPICAL ELECTRICAL CHARACTERISTICS

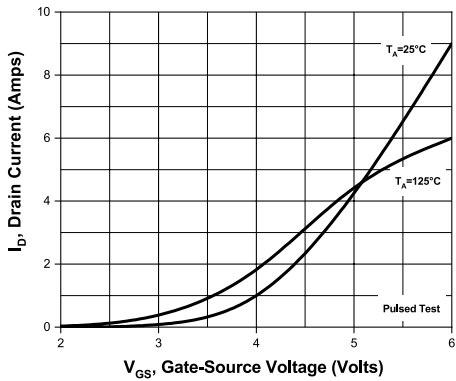
Typical Output Characteristics



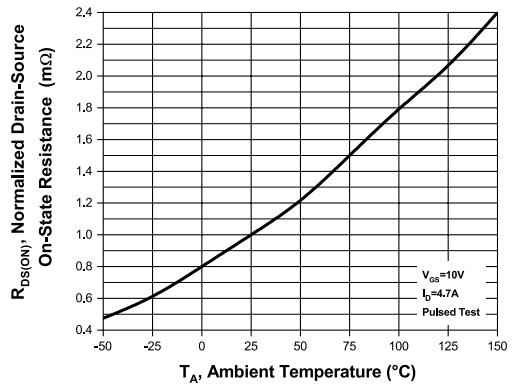
Drain Source On Resistance



Transfer Characteristics



Drain Source Temperature Coefficient

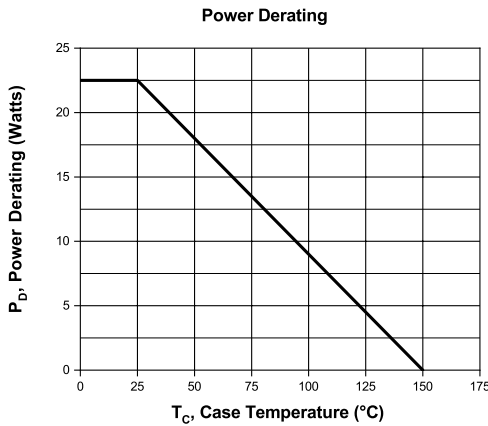
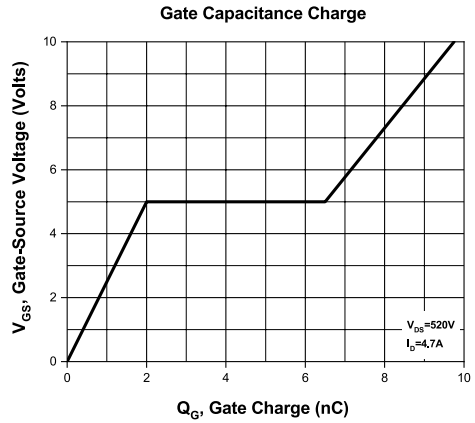
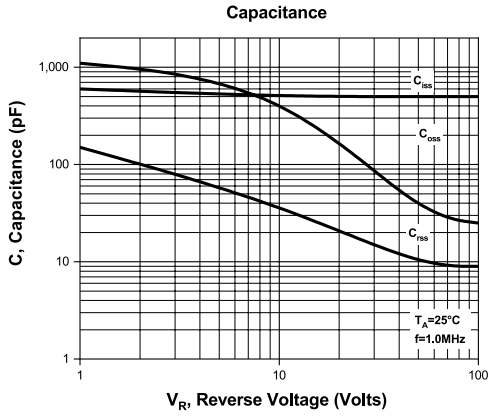


CDMSJ2204.7-650

N-CHANNEL
SUPER JUNCTION MOSFET
4.7 AMP, 650 VOLT



TYPICAL ELECTRICAL CHARACTERISTICS



OUTSTANDING SUPPORT AND SUPERIOR SERVICES



PRODUCT SUPPORT

Central's operations team provides the highest level of support to insure product is delivered on-time.

- Supply management (Customer portals)
- Inventory bonding
- Consolidated shipping options
- Custom bar coding for shipments
- Custom product packing

DESIGNER SUPPORT/SERVICES

Central's applications engineering team is ready to discuss your design challenges. Just ask.

- Free quick ship samples (2nd day air)
- Online technical data and parametric search
- SPICE models
- Custom electrical curves
- Environmental regulation compliance
- Customer specific screening
- Up-screening capabilities
- Special wafer diffusions
- PbSn plating options
- Package details
- Application notes
- Application and design sample kits
- Custom product and package development

REQUESTING PRODUCT PLATING

1. If requesting Tin/Lead plated devices, add the suffix "TIN/LEAD" to the part number when ordering (example: 2N2222A TIN/LEAD).
2. If requesting Lead (Pb) Free plated devices, add the suffix "PBFREE" to the part number when ordering (example: 2N2222A PBFREE).

CONTACT US

Corporate Headquarters & Customer Support Team

Central Semiconductor Corp.
145 Adams Avenue
Hauppauge, NY 11788 USA
Main Tel: (631) 435-1110
Main Fax: (631) 435-1824
Support Team Fax: (631) 435-3388
www.centrasemi.com

Worldwide Field Representatives:
www.centrasemi.com/wwreps

Worldwide Distributors:
www.centrasemi.com/wwdistributors

For the latest version of Central Semiconductor's **LIMITATIONS AND DAMAGES DISCLAIMER**, which is part of Central's Standard Terms and Conditions of sale, visit: www.centrasemi.com/terms

X-ON Electronics

Largest Supplier of Electrical and Electronic Components

Click to view similar products for [Central Semiconductor](#) *manufacturer:*

Other Similar products are found below :

[2N5401](#) [2N3392 PBFREE](#) [CMPD6001S TR PBFREE](#) [MPS8098](#) [2N3020](#) [2N918](#) [715119DB](#) [2N6190](#) [CMPTA44 TR](#) [CTLTVS5-4 TR](#)
[2N6297](#) [2N4424 TRA PBFREE](#) [CBR1-L040M](#) [2N4401](#) [CBR35-010P](#) [CAK3-380C PBFREE](#) [CAK6-076C PBFREE](#) [2N5681 PBFREE](#)
[1.5SMC200A TR13](#) [CMPD1001A TR](#) [2N4058 PBFREE](#) [D44H11](#) [CMSD2836 TR](#) [2N1482 PBFREE](#) [2N3741A TIN/LEAD](#) [2N5885](#) [2N3670](#)
[CMKD6263 TR](#) [CMHZ5262B TR PBFREE](#) [CMDZ5243B TR](#) [2N4037](#) [2N6300](#) [1SMB14A TR13](#) [2N2484 PBFREE](#) [2N3053 PBFREE](#)
[2N6058](#) [2N3735](#) [2N6053](#) [2N956](#) [2N6294 TIN/LEAD](#) [2N6294](#) [2N4407](#) [2N4238](#) [2N6076 PBFREE](#) [2N6299](#) [2N5416 PBFREE](#) [MPSA06](#)
[2N1131](#) [2N6055](#) [2N5880](#)