

CMLT2207G

**SURFACE MOUNT SILICON
DUAL, COMPLEMENTARY
TRANSISTOR**




www.centrasemi.com

DESCRIPTION:

The CENTRAL SEMICONDUCTOR CMLT2207G consists of one isolated 2N2222A NPN transistor and one complementary isolated 2N2907A PNP transistor, manufactured by the epitaxial planar process and epoxy molded in an SOT-563 surface mount package. This device has been designed for small signal general purpose amplifier and switching applications.

MARKING CODE: L7G



• Device is **Halogen Free** by design

MAXIMUM RATINGS: ($T_A=25^\circ\text{C}$)

Collector-Base Voltage	V_{CBO}	75	60	V
Collector-Emitter Voltage	V_{CEO}	40	60	V
Emitter-Base Voltage	V_{EBO}	6.0	5.0	V
Continuous Collector Current	I_C	600		mA
Power Dissipation	P_D	350		mW
Operating and Storage Junction Temperature	T_J, T_{stg}	-65 to +150		$^\circ\text{C}$
Thermal Resistance	θ_{JA}	357		$^\circ\text{C}/\text{W}$

SYMBOL	NPN (Q1)	PNP (Q2)	UNITS
V_{CBO}	75	60	V
V_{CEO}	40	60	V
V_{EBO}	6.0	5.0	V
I_C		600	mA
P_D		350	mW
T_J, T_{stg}		-65 to +150	$^\circ\text{C}$
θ_{JA}		357	$^\circ\text{C}/\text{W}$

ELECTRICAL CHARACTERISTICS: ($T_A=25^\circ\text{C}$ unless otherwise noted)

SYMBOL	TEST CONDITIONS	NPN (Q1)		PNP (Q2)		UNITS
		MIN	MAX	MIN	MAX	
I_{CBO}	$V_{CB}=60\text{V}$	-	10	-	-	nA
I_{CBO}	$V_{CB}=50\text{V}$	-	-	-	10	nA
I_{CBO}	$V_{CB}=60\text{V}, T_A=125^\circ\text{C}$	-	10	-	-	nA
I_{CBO}	$V_{CB}=50\text{V}, T_A=125^\circ\text{C}$	-	-	-	10	nA
I_{CEV}	$V_{CE}=60\text{V}, V_{EB(OFF)}=3.0\text{V}$	-	10	-	-	nA
I_{CEV}	$V_{CE}=30\text{V}, V_{EB(OFF)}=500\text{mV}$	-	-	-	50	nA
I_{EBO}	$V_{EB}=3.0\text{V}$	-	10	-	-	nA
BV_{CBO}	$I_C=10\mu\text{A}$	75	-	60	-	V
BV_{CEO}	$I_C=10\text{mA}$	40	-	60	-	V
BV_{EBO}	$I_E=10\mu\text{A}$	6.0	-	5.0	-	V
$V_{CE(SAT)}$	$I_C=150\text{mA}, I_B=15\text{mA}$	-	0.3	-	0.4	V
$V_{CE(SAT)}$	$I_C=500\text{mA}, I_B=50\text{mA}$	-	1.0	-	1.6	V
$V_{BE(SAT)}$	$I_C=150\text{mA}, I_B=15\text{mA}$	0.6	1.2	-	1.3	V
$V_{BE(SAT)}$	$I_C=500\text{mA}, I_B=50\text{mA}$	-	2.0	-	2.6	V
h_{FE}	$V_{CE}=10\text{V}, I_C=0.1\text{mA}$	35	-	75	-	
h_{FE}	$V_{CE}=10\text{V}, I_C=1.0\text{mA}$	50	-	100	-	
h_{FE}	$V_{CE}=10\text{V}, I_C=10\text{mA}$	75	-	100	-	
h_{FE}	$V_{CE}=10\text{V}, I_C=150\text{mA}$	100	300	100	300	
h_{FE}	$V_{CE}=1.0\text{V}, I_C=150\text{mA}$	50	-	-	-	
h_{FE}	$V_{CE}=10\text{V}, I_C=500\text{mA}$	40	-	50	-	

R5 (29-June 2015)

CMLT2207G

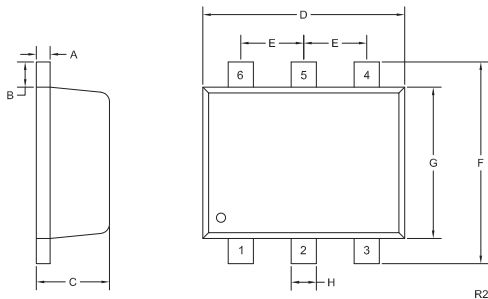
**SURFACE MOUNT SILICON
DUAL, COMPLEMENTARY
TRANSISTOR**



ELECTRICAL CHARACTERISTICS - Continued:

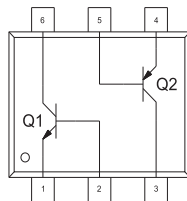
SYMBOL	TEST CONDITIONS	NPN (Q1)		PNP (Q2)		UNITS
		MIN	MAX	MIN	MAX	
f_T	$V_{CE}=20V, I_C=20mA, f=100MHz$	300	-	-	-	MHz
f_T	$V_{CE}=20V, I_C=50mA, f=100MHz$	-	-	200	-	MHz
C_{ob}	$V_{CB}=10V, I_E=0, f=1.0MHz$	-	8.0	-	8.0	pF
C_{ib}	$V_{EB}=0.5V, I_C=0, f=1.0MHz$	-	25	-	-	pF
C_{ib}	$V_{EB}=2.0V, I_C=0, f=1.0MHz$	-	-	-	30	pF
h_{ie}	$V_{CE}=10V, I_C=1.0mA, f=1.0kHz$	2.0	8.0	-	-	k Ω
h_{ie}	$V_{CE}=10V, I_C=10mA, f=1.0kHz$	0.25	1.25	-	-	k Ω
h_{re}	$V_{CE}=10V, I_C=1.0mA, f=1.0kHz$	-	8.0	-	-	x10 ⁻⁴
h_{re}	$V_{CE}=10V, I_C=10mA, f=1.0kHz$	-	4.0	-	-	x10 ⁻⁴
h_{fe}	$V_{CE}=10V, I_C=1.0mA, f=1.0kHz$	50	300	-	-	
h_{fe}	$V_{CE}=10V, I_C=10mA, f=1.0kHz$	75	375	-	-	
h_{oe}	$V_{CE}=10V, I_C=1.0mA, f=1.0kHz$	5.0	35	-	-	μS
h_{oe}	$V_{CE}=10V, I_C=10mA, f=1.0kHz$	25	200	-	-	μS
$rb'C_C$	$V_{CB}=10V, I_E=20mA, f=31.8MHz$	-	150	-	-	ps
NF	$V_{CE}=10V, I_C=100\mu A, R_S=1.0k\Omega, f=1.0kHz$	-	4.0	-	-	dB
t_{on}	$V_{CC}=30V, V_{BE}=0.5V, I_C=150mA, I_{B1}=15mA$	-	-	-	45	ns
t_d	$V_{CC}=30V, V_{BE}=0.5V, I_C=150mA, I_{B1}=15mA$	-	10	-	10	ns
t_r	$V_{CC}=30V, V_{BE}=0.5V, I_C=150mA, I_{B1}=15mA$	-	25	-	40	ns
t_{off}	$V_{CC}=6.0V, I_C=150mA, I_{B1}=I_{B2}=15mA$	-	-	-	100	ns
t_s	$V_{CC}=30V, I_C=150mA, I_{B1}=I_{B2}=15mA$	-	225	-	-	ns
t_s	$V_{CC}=6.0V, I_C=150mA, I_{B1}=I_{B2}=15mA$	-	-	-	80	ns
t_f	$V_{CC}=30V, I_C=150mA, I_{B1}=I_{B2}=15mA$	-	60	-	-	ns
t_f	$V_{CC}=6.0V, I_C=150mA, I_{B1}=I_{B2}=15mA$	-	-	-	30	ns

SOT-563 CASE - MECHANICAL OUTLINE



SYMBOL	DIMENSIONS			
	INCHES		MILLIMETERS	
	MIN	MAX	MIN	MAX
A	0.0027	0.007	0.07	0.18
B	0.008		0.20	
C	0.017	0.024	0.45	0.60
D	0.059	0.067	1.50	1.70
E	0.020		0.50	
F	0.059	0.067	1.50	1.70
G	0.043	0.051	1.10	1.30
H	0.006	0.012	0.15	0.30

SOT-563 (REV: R2)



LEAD CODE:

- 1) Emitter Q1
- 2) Base Q1
- 3) Collector Q2
- 4) Emitter Q2
- 5) Base Q2
- 6) Collector Q1

MARKING CODE: L7G

R5 (29-June 2015)



OUTSTANDING SUPPORT AND SUPERIOR SERVICES

PRODUCT SUPPORT

Central's operations team provides the highest level of support to insure product is delivered on-time.

- Supply management (Customer portals)
- Inventory bonding
- Consolidated shipping options
- Custom bar coding for shipments
- Custom product packing

DESIGNER SUPPORT/SERVICES

Central's applications engineering team is ready to discuss your design challenges. Just ask.

- Free quick ship samples (2nd day air)
- Online technical data and parametric search
- SPICE models
- Custom electrical curves
- Environmental regulation compliance
- Customer specific screening
- Up-screening capabilities
- Special wafer diffusions
- PbSn plating options
- Package details
- Application notes
- Application and design sample kits
- Custom product and package development

REQUESTING PRODUCT PLATING

1. If requesting Tin/Lead plated devices, add the suffix "TIN/LEAD" to the part number when ordering (example: 2N2222A TIN/LEAD).
2. If requesting Lead (Pb) Free plated devices, add the suffix "PBFREE" to the part number when ordering (example: 2N2222A PBFREE).

CONTACT US

Corporate Headquarters & Customer Support Team

Central Semiconductor Corp.
145 Adams Avenue
Hauppauge, NY 11788 USA
Main Tel: (631) 435-1110
Main Fax: (631) 435-1824
Support Team Fax: (631) 435-3388
www.centrasemi.com

Worldwide Field Representatives:
www.centrasemi.com/wwreps

Worldwide Distributors:
www.centrasemi.com/wwdistributors

For the latest version of Central Semiconductor's **LIMITATIONS AND DAMAGES DISCLAIMER**, which is part of Central's Standard Terms and Conditions of sale, visit: www.centrasemi.com/terms

X-ON Electronics

Largest Supplier of Electrical and Electronic Components

Click to view similar products for [Bipolar Transistors - BJT category](#):

Click to view products by [Central Semiconductor manufacturer](#):

Other Similar products are found below :

[619691C](#) [MCH4017-TL-H](#) [MJ15024/WS](#) [MJ15025/WS](#) [BC546/116](#) [BC556/FSC](#) [BC557/116](#) [BSW67A](#) [HN7G01FU-A\(T5L,F,T](#)
[NJVMJD148T4G](#) [NSVMMBT6520LT1G](#) [NTE187A](#) [NTE195A](#) [NTE2302](#) [NTE2330](#) [NTE2353](#) [NTE316](#) [IMX9T110](#) [NTE63](#) [NTE65](#)
[C4460](#) [SBC846BLT3G](#) [2SA1419T-TD-H](#) [2SA1721-O\(TE85L,F\)](#) [2SA1727TLP](#) [2SA2126-E](#) [2SB1202T-TL-E](#) [2SB1204S-TL-E](#) [2SC5488A-](#)
[TL-H](#) [2SD2150T100R](#) [SP000011176](#) [FMC5AT148](#) [2N2369ADCSM](#) [2SB1202S-TL-E](#) [2SC2412KT146S](#) [2SC4618TLN](#) [2SC5490A-TL-H](#)
[2SD1816S-TL-E](#) [2SD1816T-TL-E](#) [CMXT2207 TR](#) [CPH6501-TL-E](#) [MCH4021-TL-E](#) [BC557B](#) [TTC012\(Q\)](#) [BULD128DT4](#) [JANTX2N3810](#)
[Jantx2N5416](#) [US6T6TR](#) [KSF350](#) [068071B](#)