

CMPD1001
 CMPD1001A
 CMPD1001S

**SURFACE MOUNT
 HIGH CURRENT
 SILICON SWITCHING DIODE**



www.centrasemi.com

DESCRIPTION:

The CENTRAL SEMICONDUCTOR CMPD1001 series types are silicon switching diodes manufactured by the epitaxial planar process, designed for applications requiring high current capability.



SOT-23 CASE

The following configurations are available:

CMPD1001 SINGLE
 CMPD1001A DUAL, COMMON ANODE
 CMPD1001S DUAL, IN SERIES

MARKING CODE: L20
MARKING CODE: L22
MARKING CODE: L21

MAXIMUM RATINGS: (T_A=25°C)

Continuous Reverse Voltage
 Continuous Forward Current
 Peak Repetitive Forward Current
 Peak Repetitive Reverse Current
 Peak Forward Surge Current, tp=1.0µs
 Peak Forward Surge Current, tp=1.0s
 Power Dissipation
 Operating and Storage Junction Temperature
 Thermal Resistance

SYMBOL

V_R 90
 I_F 250
 I_{FRM} 600
 I_{RRM} 600
 I_{FSM} 6.0
 I_{FSM} 1.0
 P_D 350
 T_J, T_{stg} -65 to +150
 Θ_{JA} 357

UNITS

V
 mA
 mA
 mA
 A
 A
 mW
 °C
 °C/W

ELECTRICAL CHARACTERISTICS PER DIODE: (T_A=25°C unless otherwise noted)

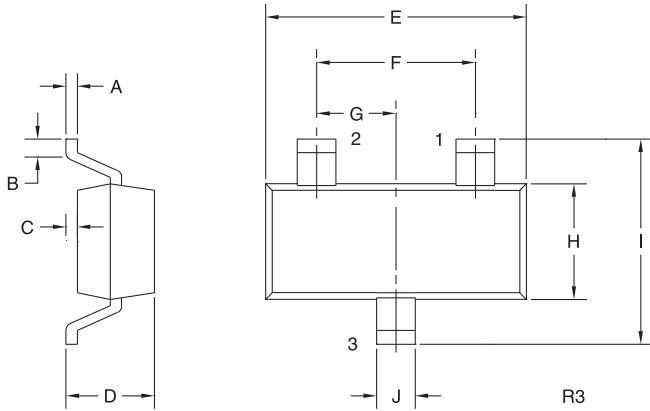
SYMBOL	TEST CONDITIONS	MIN	MAX	UNITS
I _R	V _R =90V		100	nA
I _R	V _R =90V, T _A =150°C		100	µA
BV _R	I _R =100µA	90		V
V _F	I _F =10mA		0.75	V
V _F	I _F =50mA		0.84	V
V _F	I _F =100mA		0.90	V
V _F	I _F =200mA		1.00	V
V _F	I _F =400mA		1.25	V
C _T	V _R =0, f=1.0MHz		35	pF
t _{rr}	I _R =I _F =30mA, Rec. to 3.0mA, R _L =100Ω		50	ns

CMPD1001
 CMPD1001A
 CMPD1001S



**SURFACE MOUNT
 HIGH CURRENT
 SILICON SWITCHING DIODE**

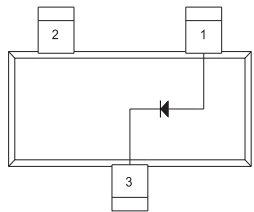
SOT-23 CASE - MECHANICAL OUTLINE



SYMBOL	INCHES		MILLIMETERS	
	MIN	MAX	MIN	MAX
A	0.003	0.007	0.08	0.18
B	0.006	-	0.15	-
C	-	0.005	-	0.13
D	0.035	0.043	0.89	1.09
E	0.110	0.120	2.80	3.05
F	0.075		1.90	
G	0.037		0.95	
H	0.047	0.055	1.19	1.40
I	0.083	0.098	2.10	2.49
J	0.014	0.020	0.35	0.50

SOT-23 (REV: R3)

PIN CONFIGURATIONS

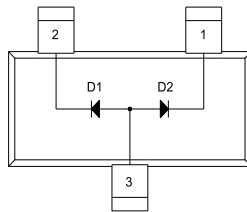


CMPD1001

LEAD CODE:

- 1) Anode
- 2) No Connection
- 3) Cathode

MARKING CODE: L20

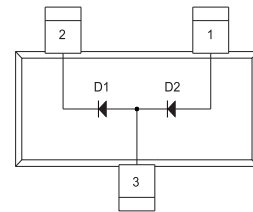


CMPD1001A

LEAD CODE:

- 1) Cathode D2
- 2) Cathode D1
- 3) Anode D1, Anode D2

MARKING CODE: L22



CMPD1001S

LEAD CODE:

- 1) Anode D2
- 2) Cathode D1
- 3) Anode D1, Cathode D2

MARKING CODE: L21

R6 (25-January 2010)

X-ON Electronics

Largest Supplier of Electrical and Electronic Components

Click to view similar products for [Small Signal Switching Diodes](#) category:

Click to view products by [Central Semiconductor](#) manufacturer:

Other Similar products are found below :

[BAS16E6433HTMA1](#) [SHN2D02FUTW1T1G](#) [BAS 16-02L E6327](#) [BAS 16-02V H6327](#) [BAS 21U E6327](#) [BAS 28 E6327](#) [BAW56DWQ-7-F](#)
[BAW56M3T5G](#) [IDW40E65D1](#) [IDW40E65D2](#) [SMMSD4148T3G](#) [NSVDAN222T1G](#) [CDSZC01100-HF](#) [BAS28-7](#) [JANTX1N6640](#)
[BAW56HDW-13](#) [BAV99TQ-13-F](#) [SMSD1002T1G](#) [LS4148](#) [IDV15E65D2](#) [W0503RH200S0L](#) [M0268SJ200NLF](#) [M0268RJ200NLF](#)
[DAN217U-TP](#) [BAV21W-HE3_A-08](#) [BAV99-HE3_A-08](#) [BAW56-HE3_A-08](#) [BAS16-HE3_A-08](#) [BAS16D-HE3_A-08](#) [BAV19W-HE3_A-08](#)
[BAS20-HE3_A-08](#) [BAL99-HE3_A-08](#) [BAV23C-HE3_A-08](#) [DHVSD3004BRM-7](#) [DLLFSD01LP3Q-7](#) [BAS16VVQ-7](#)
[IDWD100E120D7XKSA1](#) [IDWD120E120D7XKSA1](#) [IDWD140E120D7XKSA1](#) [IDWD30E120D7XKSA1](#) [IDWD40E120D7XKSA1](#)
[IDWD50E120D7XKSA1](#) [IDWD60E120D7XKSA1](#) [IDWD75E120D7XKSA1](#) [BAS21TWQ-7](#) [BAV21WQ-7-F](#) [MMBD4448HADWQ-7-F](#)
[1N4148WSQ-13-F](#) [BAW56WQ-7-F](#) [BAS716-TP](#)