

2.54mm Pin Header Height 4.3mm Straight (Right Angle) Type

■ MATERIAL

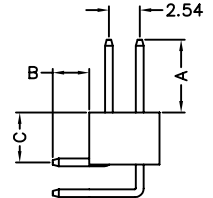
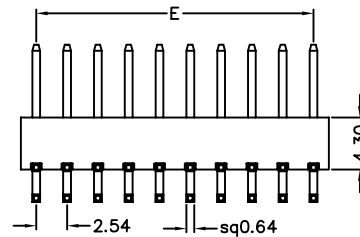
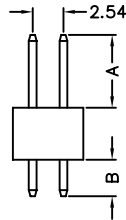
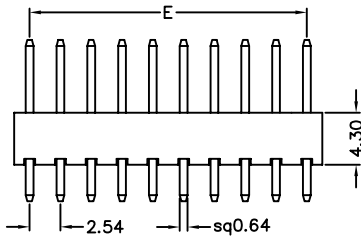
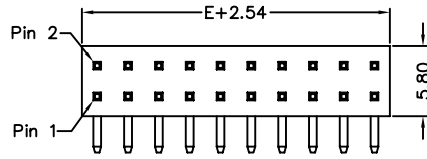
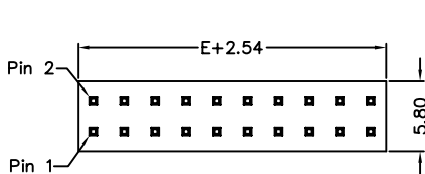
Insulator : Polyester
Contact Pin : Brass

■ SPECIFICATION

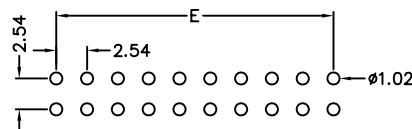
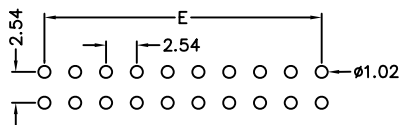
Current Rate : 3 AMP
Insulation Resistance : 1000MΩMin. at DC 600V
Contact Resistance : 20mΩMax. at DC 100mA
Operation Temperature : -40°C to + 105°C



■ Detail Dimensions



■ Recommended P.C.B Layout



■ Order Information

21 x -7 2 - xx G B xx
1 2 3 4

Standard Parts	DIM A	DIM B	DIM C
21A-72-xxGB05	6.00	3.00	/
21B-72-xxGB05	6.00	3.00	4.12

1. A: Straight Type
 B: Right Angle Type
2. No. of contacts per row
3. G: Gold Flash
 S: Selective Gold Plating
 T: Tin Plating
4. Pinrex internal code

If you need other dimensions,
please fill out DIM A/B/C and
contact our sales representatives.

DIM A	DIM B	DIM C

■ Number Of Contacts

Unit: mm

Poles	DIM E	Poles	DIM E	Poles	DIM E	Poles	DIM E	Poles	DIM E	Poles	DIM E	Poles	DIM E	Poles	DIM E
		8	17.78	15	35.56	22	53.34	29	71.12	36	88.90				
2	2.54	9	20.32	16	38.10	23	55.88	30	73.66	37	91.44				
3	5.08	10	22.86	17	40.64	24	58.42	31	76.20	38	93.98				
4	7.62	11	25.40	18	43.18	25	60.96	32	78.74	39	96.52				
5	10.16	12	27.94	19	45.72	26	63.50	33	81.28	40	99.06				
6	12.70	13	30.48	20	48.26	27	66.04	34	83.82						
7	15.24	14	33.02	21	50.80	28	68.58	35	86.36						