

GENERAL INFORMATION

25000N and 21000N SERIES

219-319
219-320
219-332

25000N SERIES

TECHNICAL ADVANTAGES

Highly professional slide switches for printed circuits approved according to NFC 93410 = HDG03A. They are designed to meet the requirements of flow soldering and have sealed terminations to withstand flux ingress.

They are available with flush and side button.

Flush button overall height : 8,1 mm

High button overall height : 8,1 mm + 3 mm

Extra high button : 8,1 mm + 6 mm

Overall length : 14 mm

Silver contacts and gold plated brass contacts (gold on nickel barrier).

They are not lubricated. Flush and high button versions can withstand solvent cleaning (such as freon) in accordance with MIL STD 202 method 215 and NFC 20627 method 8 (the temperature of the solvent must not exceed 30 °C).

SPECIFICATIONS

- Current/voltage rating :
 - silver contacts (A) : 2A 250VAC
 - gold plated brass contacts (LD) : 100mA 30VDC with resistive load.
- Minimum load :
 - silver contacts : 100mA 10 V
 - gold plated brass contacts : 10µA 5VDC - 10mA 50mV
- Initial contact resistance :
 - silver contacts : 10mΩ max.
 - gold plated brass contacts : 50 mΩ max.
- Insulation resistance : 1000 MΩ at 500 VDC
- Dielectric strength :
 - 1000 Vrms 50 Hz between terminations
 - 2000 Vrms 50 Hz between poles
 - 2000 Vrms 50 HZ between terminations and frame
- Temperature range : - 40° C + 85 ° C
- Operating force : 0,1 to 0,55 kg

Electrical life	Silver	2A 250VAC	10000 operations
	Gold plated brass	100mA 30VDC	10000 operations
Mechanical or low level life			20000 operations

21000N SERIES

TECHNICAL ADVANTAGES

Low profile toggle switches for printed circuits, single and double pole, available with 2 and 3 maintained or momentary positions, with threaded and plain bushing, both with mounting plate.


All types have epoxy sealed terminations.

Silver contacts and gold plated brass contacts (gold on nickel barrier).

SPECIFICATIONS

- Current/voltage rating :
 - silver contacts (A) : 2A 250 VAC, 4A 125 VAC, 4A 30 VDC
 - gold plated brass contacts (LD) : 100mA 30VDC
- Minimum load :
 - silver contacts : 100mA 10V
 - gold plated brass contacts : 100µA 50mV
- Initial contact resistance : 20mΩ max.
- Insulation resistance : 1000MΩ at 500VDC
- Dielectric strength :
 - 1000 Vrms 50 Hz between terminations
 - 2000 Vrms 50 Hz between poles
 - 2000 Vrms 50 Hz between terminations and frame
- Temperature range : - 40°C + 85°C
- Operating force : 0,3 to 0,8 kg

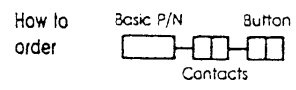
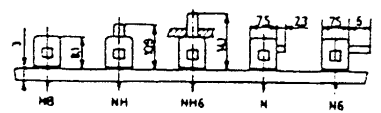
Electrical life	Silver	2A 250VAC	20000 operations
	Gold plated brass	100mA 30VDC	50000 operations
Mechanical or low level life			100000 operations



25000N

SLIDE WITCHES


- Contacts:
- A: silver
 - LD: gold plated brass



Flush button



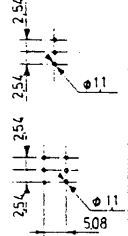
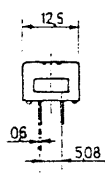
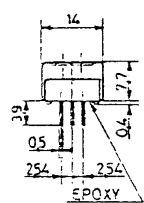
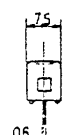
25136N B



25146N B

Pin spacing 2.54 mm	Pin spacing 5.08 mm			
Single pole 25136N B 25139N B	Single pole 25436N B 25439N B	ON	-	ON
		ON	OFF	ON
Double pole 25146N B 25149N B	Double pole 25446N B 25449N B	ON	-	ON
		ON	OFF	ON


Travel = 4 mm




25130N B

25140N B

High button

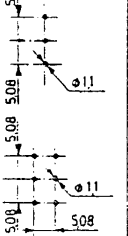
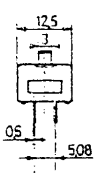
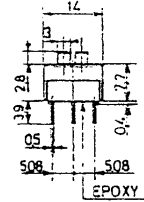
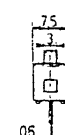


25136N H



25146N H


Pin spacing 2.54 mm	Pin spacing 5.08 mm			
Single pole 25136N H 25139N H	Single pole 25436N H 25439N H	ON	-	ON
		ON	OFF	ON
Double pole 25146N H 25149N H	Double pole 25446N H 25449N H	ON	-	ON
		ON	OFF	ON




25430N H

25440N H

Side button

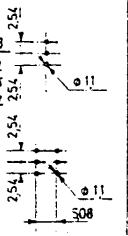
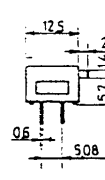
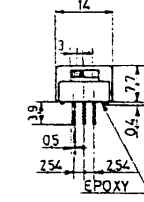
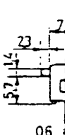


25336N



25346N

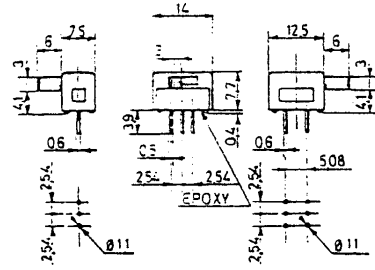
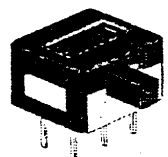
Pin spacing 2.54 mm	Pin spacing 5.08 mm			
Single pole 25336N 25339N	Single pole 25536N 25539N	ON	-	ON
		ON	OFF	ON
Double pole 25346N 25349N	Double pole 25546N 25549N	ON	-	ON
		ON	OFF	ON



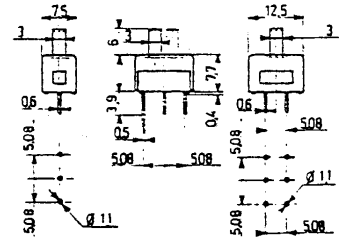
25330N

25340N

Long side slide 25000N 6

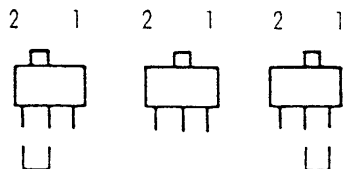


Extra high button 25000N H6



All types have epoxy sealed terminations.

Positions and connections



Function 6	ON	-	ON
Function 9	ON	OFF	ON