



TRANSFORMER FOR APPROVAL

X-ON Electronic

APPROVED		SIGNATURE	

PARTS NO : XON 7-7.5/2

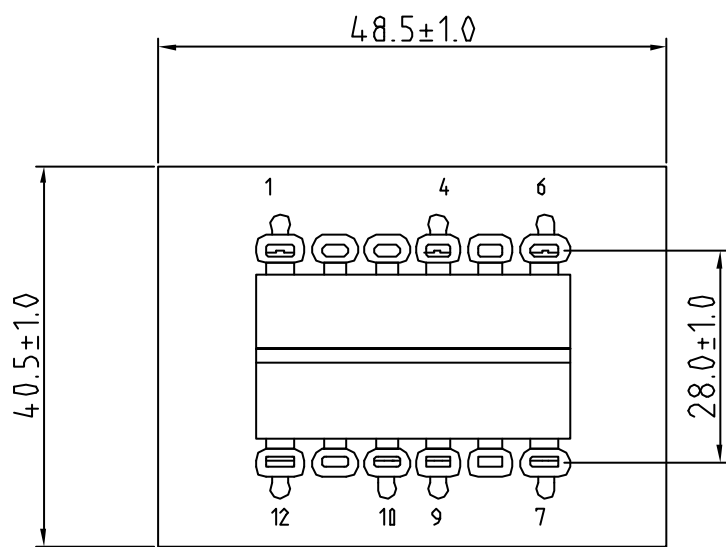
CORE SIZE : EI-48

APPLIANCE NO : _____

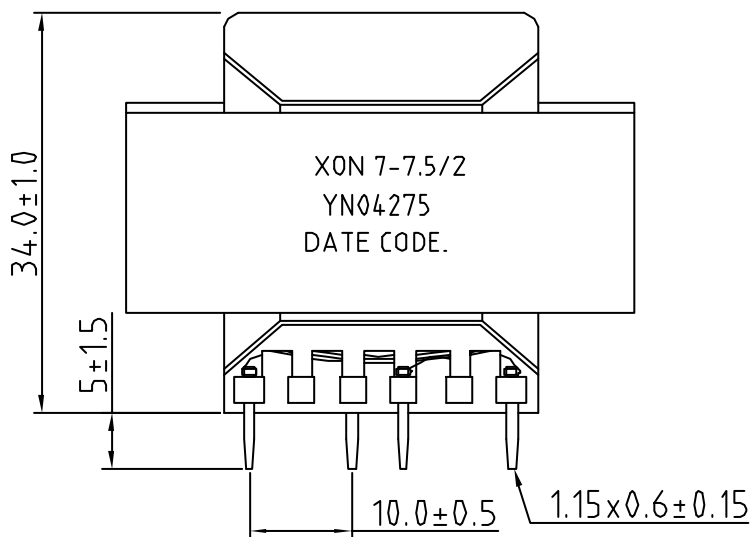
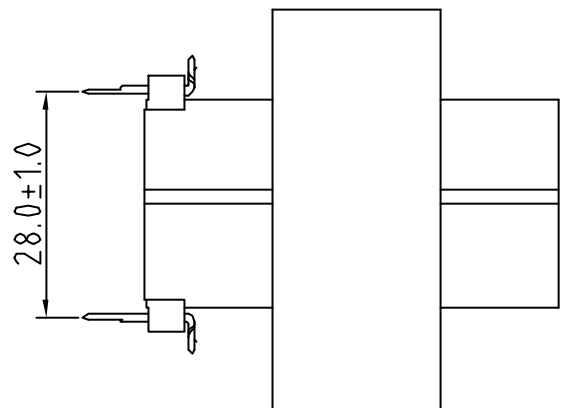
DESIGN NO: YN04275

STANDARD : _____

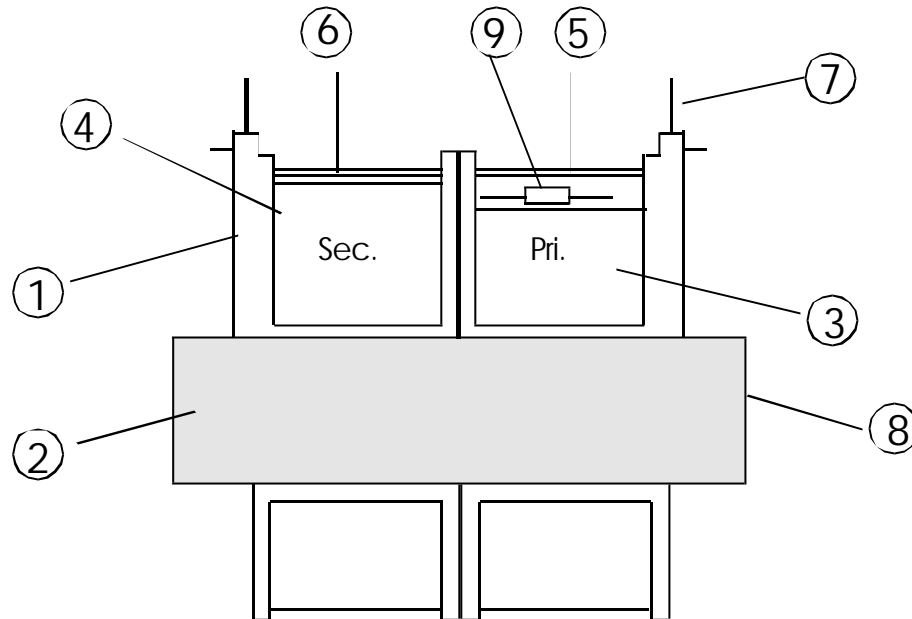
DATE : 2004.11.03



P\N:XON 7-7.5/2
 D\N:YN04275
 UNIT:mm



Construction Specification



No.	Description	Material	Thickness
1.	BObbin	6 6 NylonCat No.Zytel#101 PBT,PET or Equi.	0.70mm Min.
2.	Core	SiliconSteelSheet	0.35/0.50mm
3.	Primary Winding	PolturethaneEnamelled CopperWire	
4.	Secondary Winding	PolturethaneEnamelled CopperWire	
5.	Primary Over-All Insulation	Polyester Film Adhesive Tape	0.05mm*3 Turns
6.	SecondaryOver-All Insulation	Polyester Film AdhesiveTape	0.05mm*3Turns
7.	Terminal	Copper Pin	0.7mm Min
8.	Core Insulation	PolyesterFilmAdhesiveTape	0.05mm*2Turns
9.	ThermalFuse	M-201A/250-115 3221A/250-115 G32-1A/250V-115	JOINT FORCEMETAL RESEACH &CO(E142267(N)) UCHICASHI ESYECCO.,LTD (E 50082(N))

TO:X-ON Electronic Service										Design: Nos. YN04275			
Commodity		Power Transformer			Parts Nos. XON7-7.5/2			Appliance Nos.					
TEST CIRCUIT:													
Terminal No.	1	2	3	4									
Color													
Length													
Strip & Tin	PIN TYPE.												
Wire Size													
2. Looking.		In general, do not make rust, crack and twist											
3. Strain Relief.		Shall withstand a force of 1.0 Kgs for 30 seconds.											
4. Electrical Characteristic.													
4.1 Primary rated voltage and rated frequency:		240VAC ; 50Hz											
4.2 Secondary Output Voltage:		As following											
Lead No or color	Rated Voltage	Rated Current	Voltage Regulation	No Load Voltage									
(7-9)	AC 7.5V + -5%	AC 460mA		AC 8.5V + -5%									
(10-12)	AC 7.5V + -5%	AC 460mA		AC 8.5V + -5%									
4.3 Secondary Voltage unbalance		Less Than % at secondary unloaded											
4.4 Primary No Load current		Less than 50mA at Primary 240VAC / 50Hz											
4.5 Primary Rated current		MA MAX At Primary 240VAC/50Hz and Sec. Rated.											
4.6 Dielectric Strength.													
		Shall withstand without breakdown, 1) AC 3750V 50HZ FOR 1 Minute between Primary to Secondary to core											
		2) AC 600V 50/60HZ for 1 Minute between secondary to core. An alternative 10% higher may be applied for 1 second.											
4.7 Induced Voltage Test (Short Turns Test).													
		Shall withstand without breakdown for 15 seconds 400HZ 240 V											
4.8 Insulation Resistance													
		Larger than 100 Megohms for DC 500V between winding, to winding, core.											
4.9 Temperature Rise.		Less than 65 Degree for rated test, resistance method.											
4.10 Heat Test: 5 hours in 90 Degree ambient temperature.		After, shall											
		Withstand 4.6 and larger than 10 Megohms.											
4.11 Humidity Test 6 Hours in 40 Degree C ambient temperature at 95% RH.		After, shall withstand item 4.6 and larger than 5 Megohms.											
4.12 Others.													
4.13 Adequate Standard:													
5. Core Size		E1-48											
6. Impregnation: Varnish													
Designed By : _____						Review By : _____							