

QUARTZ CRYSTAL

HC-49SMD Series

Features

- A resistance weld completely sealed type
- High frequency stability and reliability
- Excellent aging stability
- RoHS Compliant / Pb Free



Specifications

Holder Type	HC-49SMD
Frequency Range	3.200Mhz to 90.000Mhz
Operating Temperature Range	-10°C to +60°C typical or custom-designed
Storage Temperature Range	- 40°C to +85°C typical
Frequency Tolerance (at 25°C)	±30ppm, or specify
Frequency Stability over	±50ppm, or specify
Load Capacitance	8pF ~ 32pF or Series
Drive Level	1 ~ 1000μW (100μW typical)
Shunt Capacitance	7pF Max.
Insulation Resistance	500 MΩ Mini. at DC 100V
Aging (at 25°C)	±5ppm/ year Max.

Equivalent Series Resistance (ESR) and Mode of Operation

Frequency Range	ESR(Ω)	Mode	Frequency Range	ESR(Ω)	Mode
3.200 ~ 3.579 Mhz	250 Max.	Fundamental	8.001 ~ 9.999 Mhz	60 Max.	Fundamental
3.580 ~ 4.000 Mhz	150 Max.	Fundamental	10.00 ~ 13.999 Mhz	50 Max.	Fundamental
4.001 ~ 5.000 Mhz	120 Max.	Fundamental	14.00 ~ 35.328 Mhz	40 Max.	Fundamental
5.001 ~ 6.000 Mhz	100 Max.	Fundamental	24.00 ~ 34.999 Mhz	100 Max.	3 rd Overtone
6.001 ~ 7.000 Mhz	80 Max.	Fundamental	35.00 ~ 90.000 Mhz	80 Max.	3 rd Overtone
7.001 ~ 8.000 Mhz	60 Max.	Fundamental			

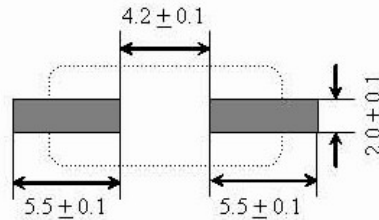
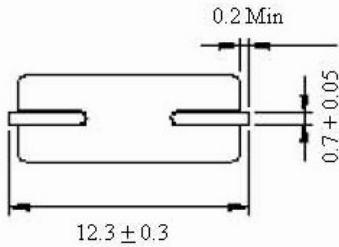
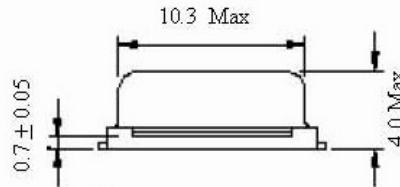
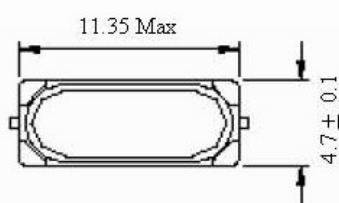
How to order

Series	Frequency	Operating Temp.	Load capacitance	Frequency Tol.	Package
HC49U series	2.0Mhz	1= -10°C~+60°C	16=16pF	A = ± 10ppm	R = Tape Reel
HC49US series	3.0Mhz	2= -20°C~+70°C	20=20pF	B = ± 15ppm	
HC49SMD series	4.000Mhz	3= -40°C~+85°C	30=30pF	C = ± 20ppm	
			32=32pF or specify	D = ± 30ppm E = ± 50ppm	

QUARTZ CRYSTAL

HC-49SMD Series

Dimensions (mm)



in mm

Reflow Soldering Profile

