



Relays for advanced technology

**ECONOMICAL 30AMP  
DC COIL PC BOARD  
RELAY**

**WJ115-  
RELAYS**



- High switching capacity - 30A for 1 Form A
- 2 contact arrangements - 1 Form A or 1 Form C
- Sealed type available
- UL/C-UL recognized

**SPECIFICATIONS**

**Contact**

Arrangement	1A	1C
Contact Material	Silver alloy	
Contact Resistance (By voltage drop 6V 1A)	Max.30mΩ	
Rating Nominal switching capacity Resistive load	30A 240VAC	NC:10A 240VAC NC:20A 240VAC
Max. Switching power	7200VA	N.C:2400VA N.O:4800VA
Max. Switching voltage	250VAC	
Max. Switching current	30A	N.C:10VA N.O:20VA
Expected life(min.ope) Mechanical(at 120 cpm) Electrical (at 20 cpm)	1×10 <sup>7</sup> 1×10 <sup>5</sup>	

**Characteristics**

Operate Time	Max.15msec.	
Release Time	Max.10msec.	
Initial breakdown voltage Between coil & contact Between open contacts	2500VAC (50/60Hz)for 1 min 2500VAC (50/60Hz)for 1 min	
Insulation Resistance	Min.1000MΩ (500VDC)	
Ambient temperature	-55°C ~ +100°C	
Operating humidity	45 to 85% RH	
Shock Resistance	Functional	Min. 10G
	Destruction	Min. 100G
Vibration Resistance	Functional	10 to 55 Hz at double Amplitude of 1.5mm
	Destruction	10 to 55 Hz at double Amplitude of 1.5mm
Unit weight	Approx.25g	

**COIL DATE**

Coil Consumption	see COIL SPECIFICATION below
Coil Voltage	3 - 11VDC or 12 - 240VAC
Coil Resistance	see COIL SPECIFICATION below

**UL Rating**

	1A	1C	
		N.C.	N.O.
Resistive load (cosφ=1)	30A 240VAC 15A 240VAC	10A 240VAC 10A 240VAC	20A 240VAC 20A 240VAC
Inductive load (cosφ=0.75 ~ 0.8)	1-1/2HP 240VAC 3/4HP 120VAC	1-1/2HP 240VAC 3/4HP 120VAC	1-1/2HP 240VAC 3/4HP 120VAC
Motor load			

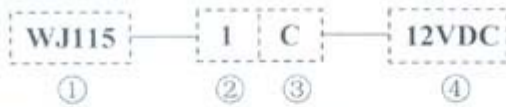
**CQC Rating**

1A	1C	
	N.C.	N.O.
30A/120A 250VAC	10A/40A 250VAC	20/80A 250VAC

**COIL SPECIFICATION (at 20°C)**

	Nominal Voltage (VDC) (VAC)	Coil Resistance (Ω)±10%	Nominal operating power	Pick-up Voltage (VDC)	Drop-out Voltage (VDC)	Max.Allowable Voltage (VDC)
	DC	5				
6		40				
9		97				
12		155				
15		256				
18		380				
24		660				
48		2560				
70		5500				
110		13400				
AC	12	25	abt.2.0VA	75%Max.	30%Min.	110%of nominal Voltage
	24	100				
	120	2500				
	220/240	134900				

# ORDERING INFORMATION

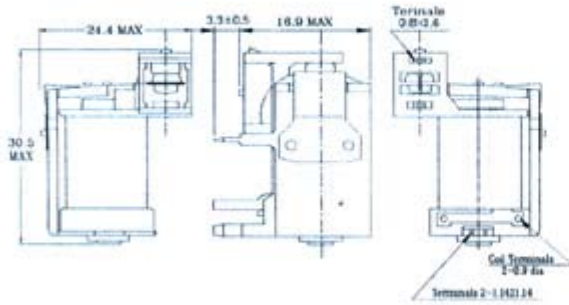


① Type	② Number of pole	③ Contact form	④ Coil voltage
WJ115	1 : 1 pole	A : form A B : form B C : form C	5, 6, 9, 12, 15, 18, 24, 48, 70, 110, VDC 12,24,120,220/240,VAC

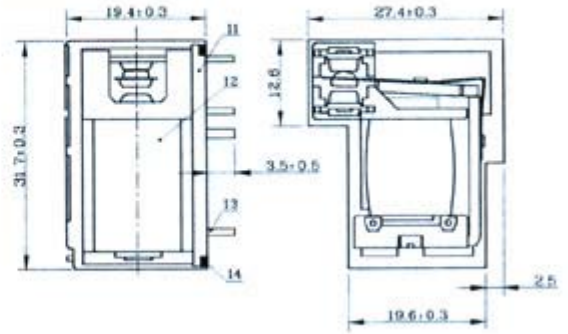
## DIMENSIONS Unit: mm

### DIMENSIONS

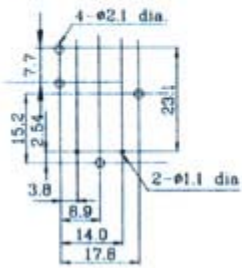
#### 1.Open type



#### 2.Sealed type



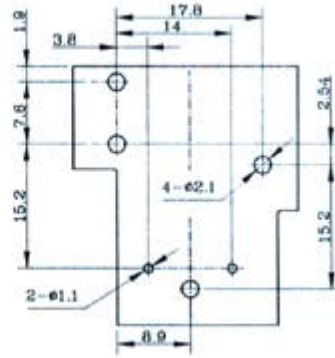
#### PC board pattern (Bottom view)



#### Schematic (Bottom view)



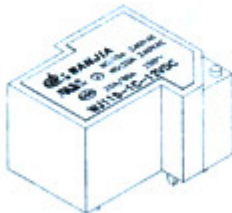
#### PC board pattern (Bottom view)



#### Schematic (Bottom view)

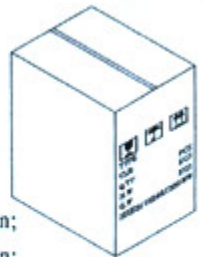


#### pattern of printing



#### Packing

MEAS: 317x246x380mm  
 20pcs per plastic tray;  
 5pcs plastic trays per inner carton;  
 4pcs inner cartons per outer carton;  
 400pcs Relays for total per outer carton;  
 weight: Approx 11kg.



### Quality policy:

Today's quality is our future market;  
 Our goal is pursuing Vendor satisfaction.

### Environmental policy:

Keeping the system safe, Abiding by laws;  
 Innovation in technology, Prevention of pollution;  
 Advertising & education, Continuous improvement.

Note: The relative changes for the specification will not be advised in the future.