

东莞市全鹏电子科技有限公司
DONGGUON CHAMPION ELECTRONIC TECHNOLOGY CO., LTD.

承认书 (APPROVAL SHEET)

| | |
|--------------------------|--|
| 品名 PART NAME | METALLIZED POLYPROPYLENE FILM CAPACITOR (MPP-QP) |
| 承认规格 APPROVE ITEM | CBB 盒装系列 |
| 全鹏料号 CHAMPION PART NO | |
| 客户名称 CUSTOMER | 立创商城 |
| 客户料号 PART NO | |
| 送样承认日期 DATE | 2018.08.24 |

承认印
APPROVAL STAMP

| 供应商 VENDER | 客 户 CUSTOMER |
|---|-----------------|
| 东莞市全鹏电子科技有限公司 联系人: 孟总 联系电话: 13802879698 东莞市茶山镇卢边恒兴昌工业园 B 栋 4 楼 TEL:0769-86862908 FAX:0769-86862918 www.champion-dg.com | |



文件名称

MPP Approval Sheet-QP
(MPP-TYPE Metallized Polypropylene
Film Interference Suppression Capacitor)

文件编号

QP-AP-28

页码

07/01

1. Scope:

This specification applied to capacitor for type MPP (Metallized Polypropylene Film Capacitor)

2. Operation Temperature:

-40°C ~ +105°C

3. Capacitance Range:

0.001uF ~ 15 uF

4. Capacitance Tolerance:

±2%(G)、±3%(I)、±5%(J)、±10%(K)、±20%(M)

5. Rated Voltage:

50VDC、63VDC、100VDC、250VDC、400VDC、450VDC、630VDC、1KVDC

6. champion Part No.:

 1 2 3 4 5 6 7 8 9

 (tape) (capacitance) (tolerance) (rated voltage) (Dc/Ac) (Size) (lead forming) (lead pitch) (lead length)

6-1 tape:

| | | | | | | | | | |
|------|-----|-----|-----|-----|-----|-----|-----|-----|-----|
| Code | PEI | MEF | MEM | MPP | PEN | PPN | PPS | MEC | MET |
| Tape | PEI | MEF | MEM | MPP | PEN | PPN | PPS | MEC | MET |

6-2 Capacitance:

| | | | | | | |
|-------------|----------|---------|--------|-------|-----|------|
| Code | 101 | 102 | 103 | 104 | 105 | 106 |
| Capacitance | 0.0001uF | 0.001uF | 0.01uF | 0.1uF | 1uF | 10uF |

6-3 Tolerance:

| | | | | | | | |
|-----------|-----|-----|-------|-----|-----|------|------|
| Code | F | G | H | I | J | K | M |
| Tolerance | ±1% | ±2% | ±2.5% | ±3% | ±5% | ±10% | ±20% |

文件名称

MPP Approval Sheet-QP
(MPP-TYPE Metallized Polypropylene
Film Interference Suppression Capacitor)

文件编号

QP-AP-28

页码






07/02

6-4 Rated Voltage: Showing the real working voltage indicated. For example: 0630 -> 630V, 1000 -> 1KV。

6-5 D→DC; A→AC

6-6 Size:090805→(W)9*(H)8*(T)5

6-7 Lead forming:

| Code | B | K | R | U | W | T | S |
|--------------|---|---|---|---|---|--------|--------------------------|
| Lead Forming |  |  |  |  |  | TAPING | Customer Special Require |

6-8 Lead Pitch: Showing the capacitor lead pitch, For example:

| Code | 08 | 10 | 15 | 20 | 28 |
|-----------|-------|------|------|------|--------|
| Pitch(mm) | 7.5mm | 10mm | 15mm | 20mm | 27.5mm |

6-9 Lead length: Showing the capacitor lead Length, For example:

| Code | 04 | 08 | 10 | 13 | 23 | 30 | 40 |
|------------|-----|-----|------|------|------|------|------|
| Length(mm) | 4mm | 8mm | 10mm | 13mm | 23mm | 30mm | 40mm |

7. Specifications (JIS 5115、IEC384-16)

| No | Test items | Performance | Test Method |
|-----|--|---|---|
| 7-1 | Withstand voltage (Between Terminals) | Shall be no abnormality | 150% Of Rated Voltage, 60sec. |
| | Between terminal and Enclosure | Shall be no abnormality | UR×200%+1000VDC, 60sec. |
| 7-2 | Insulation resistance (Between Terminals) | $C_R \leq 0.33\mu F$ IR ≥ 9,000MΩ $C_R > 0.33\mu F$ IR ≥ 3,000 (MΩ . uF) | Measured at 100±15VDC, For 60sec / 25℃ |



文件名称

MPP Approval Sheet-QP
(MPP-TYPE Metallized Polypropylene
Film Interference Suppression Capacitor)

文件编号

QP-AP-28

页码

07/03

| No | Test items | Performance | Test Method |
|-----|------------------------------|--|--|
| 7-3 | Capacitance | Within the tolerance specified | 1KHz, 1Vrms Max. at 25°C |
| 7-4 | Dissipation Factor | 0.001 (0.1%) Max. | 1KHz, 1Vrms Max. at 25°C |
| 7-5 | Tense Strength of Terminal | No wire breakage and No Damage of Capacitor | 1. Load Force : 1.0 Kg 2. Holding Time : 10 ± 1sec |
| 7-6 | Bending Strength of Terminal | No wire breakage and No Damage of Capacitor | 1. Load Force : 0.5 Kg 2. Bending Time : 4 x 90° in 5sec |
| 7-7 | Vibration | (1) Appearance : No Visible Damage (2) Contact : Normal | a. Frequency change : 1min. per cycle 10~55~10Hz b. Vibration distance : 1.5mm c. course: X、Y、Z (axis) d. Time : 2h / axis (6h in total) |
| 7-8 | Solder-ability | 75% Of The Surface Tinning | a. Solder temperature: $270 \pm 5^{\circ}\text{C}$ b. Solder time: $3 \pm 0.5\text{sec}$ |
| 7-9 | Heat Shock test | (1) Appearance : No Visible Damage (2) Withstand Voltage : Normal (3) Capacitance Change : $\leq \pm 3\%$ of The Initial Value | The terminal of capacitor shall be immersed in the melting solder. a. Solder temperature: $270 \pm 5^{\circ}\text{C}$ b. Solder time: $3 \pm 0.5\text{sec}$ c. Test Voltage: 150% of The Rate Voltage For 1min. |



文件名称

MPP Approval Sheet-QP
(MPP-TYPE Metallized Polypropylene Film
Interference Suppression Capacitor)

文件编号

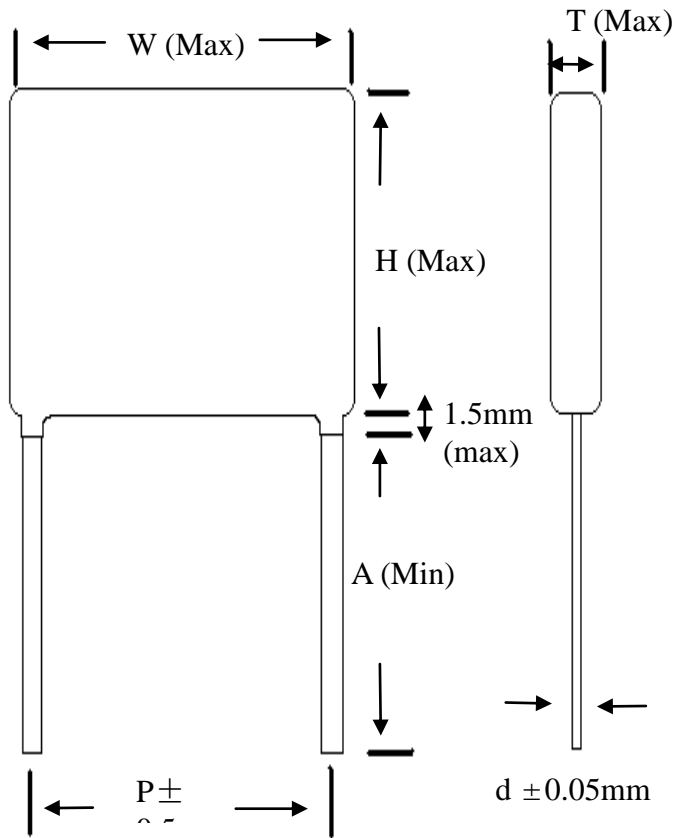
QP-AP-28

页码

07/04

| No | Test items | Performance | Test Method |
|------|---|--|--|
| 7-10 | Cold Resistance | (1) Appearance : No Visible Damage (2) Capacitance Change : $\leq 0\sim -10\%$ of The Initial Value | a. Test Temperature: -40°C b. Test Times: 2Hrs |
| 7-11 | Dry Heat Resistance | (1) Appearance : No Visible Damage (2) Withstand Voltage : Normal (3) Capacitance Change : $\leq +5\sim -2\%$ Of The Initial Value (4) Insulation Resistance: $C_R \leq 0.33\mu\text{F}$ IR $\geq 2,700\text{M}\Omega$ $C_R > 0.33\mu\text{F}$ IR $\geq 900\text{M}\Omega$ | a. TEST TEMPERATURE: $105^{\circ}\text{C} \pm 2^{\circ}\text{C}$ b. Test Times: 2Hrs |
| 7-12 | Humidity Resistance | (1) Appearance : No Visible Damage (2) Withstand Voltage : Normal (3) Capacitance Change : $\leq \pm 10\%$ of The Initial Value (4) Insulation Resistance: $C_R \leq 0.33\mu\text{F}$ IR $\geq 2,700\text{M}\Omega$ $C_R > 0.33\mu\text{F}$ IR $\geq 900\text{M}\Omega$ (5) DF ($\tan \delta$) ≤ 0.001 | a. TEST TEMPERATURE: $-40^{\circ}\text{C} \pm 2^{\circ}\text{C}$ b. RELATIVE HUMIDITY: $90 \sim 95\%$ c. Test Times: $240 \pm 8\text{HRS}$ d. TEST VOLTAGE: 130% of The Rated Voltage for 1 min. |
| 7-13 | Heat Resistance (Charge & Discharge) | (1) Appearance : No Visible Damage (2) DF ($\tan \delta$) ≤ 0.001 (3) Capacitance Change : $\pm 10\%$ of The Initial Value (4) Insulation Resistance: Over $3000\text{M}\Omega$ | a. Test Voltage : Rated Voltage Charge for 2 sec. Discharge for 2 sec. Repeated For $100,000 \pm 1000$ cycles b. Test Temperature: $105^{\circ}\text{C} \pm 2^{\circ}\text{C}$ |
| 7-14 | Heat Resistance (Continuous) | (1) Appearance : No Visible Damage (2) DF ($\tan \delta$) ≤ 0.001 (3) Capacitance Change : $\pm 7\%$ of The Initial Value (4) Insulation Resistance: Over $3000\text{M}\Omega$ | a. Test Voltage : 125% of The Rated Voltage b. Test Temperature: $105^{\circ}\text{C} \pm 2^{\circ}\text{C}$ c. Test Times: $500 \pm 24\text{Hrs}$ |

8.Dimensions:



9.Specification size reference:

标称容量单位: nF 尺寸单位: mm

| 容量代码 | 标称容量 | 250VDC | | | | 400VDC | | | | 630VDC | | | | 1000VDC | | | |
|------|------|--------|------|------|-----|--------|------|------|-----|--------|------|------|-----|---------|------|------|-----|
| | | 宽(W) | 高(H) | 厚(T) | 线径 | 宽(W) | 高(H) | 厚(T) | 线径 | 宽(W) | 高(H) | 厚(T) | 线径 | 宽(W) | 高(H) | 厚(T) | 线径 |
| 103 | 10 | 10 | 9 | 4 | 0.6 | 10 | 9 | 4 | 0.6 | 10 | 9 | 4 | 0.6 | | | | |
| 103 | 10 | 13 | 11 | 5 | 0.6 | 13 | 11 | 5 | 0.6 | 13 | 11 | 5 | 0.6 | 13 | 11 | 5 | 0.6 |
| 123 | 12 | 10 | 9 | 4 | 0.6 | 10 | 9 | 4 | 0.6 | 10 | 9 | 4 | 0.6 | | | | |
| 153 | 15 | | | | | 10 | 9 | 4 | 0.6 | 10 | 9 | 4 | 0.6 | | | | |
| 183 | 18 | | | | | 13 | 12 | 6 | 0.6 | 10 | 9 | 4 | 0.6 | | | | |
| 223 | 22 | | | | | 10 | 9 | 4 | 0.6 | 10 | 9 | 4 | 0.6 | 13 | 12 | 6 | 0.6 |
| 273 | 27 | | | | | 13 | 12 | 6 | 0.6 | 10 | 9 | 4 | 0.6 | | | | |
| 332 | 3.3 | | | | | | | | | 10 | 9 | 4 | 0.6 | | | | |
| 333 | 33 | | | | | | | | | 10 | 9 | 4 | 0.6 | | | | |
| 393 | 39 | | | | | 13 | 12 | 6 | 0.6 | | | | | | | | |
| 473 | 47 | | | | | 10 | 9 | 4 | 0.6 | 13 | 12 | 6 | 0.6 | | | | |
| 563 | 56 | | | | | 13 | 12 | 6 | 0.6 | | | | | | | | |
| 682 | 6.8 | | | | | | | | | 10 | 9 | 4 | 0.6 | | | | |
| 683 | 68 | | | | | 10 | 12 | 6 | | | | | | 13 | 12 | 6 | 0.6 |
| 823 | 82 | | | | | 13 | 12 | 6 | 0.6 | | | | | 10 | 12 | 6 | 0.6 |
| 104 | 100 | | | | | 13 | 12 | 6 | 0.6 | 13 | 12 | 6 | 0.6 | 13 | 12 | 6 | 0.6 |
| 104 | 100 | | | | | 18 | 12 | 6 | 0.8 | 18 | 12 | 6 | 0.8 | 18 | 12 | 6 | 0.8 |
| 124 | 120 | | | | | 13 | 12 | 6 | 0.6 | 13 | 12 | 6 | 0.6 | 13 | 12 | 6 | 0.6 |
| 124 | 120 | | | | | 18 | 12 | 6 | 0.8 | 18 | 12 | 6 | 0.8 | 18 | 12 | 6 | 0.8 |



东莞市全鹏电子科技有限公司

制作日期

2018-08-24

版本

01

文件名称

MPP Approval Sheet-QP
(MPP-TYPE Metallized Polypropylene Film
Interference Suppression Capacitor)

文件编号

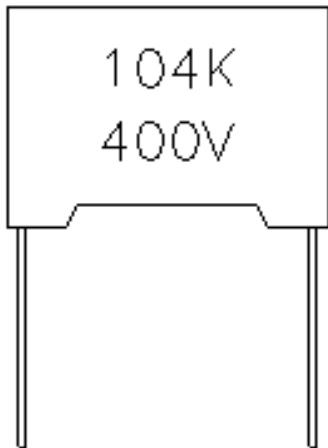
QP-AP-28

页码

07/06

| | | | | | | | | | | | | | | | | | |
|-----|-------|----|------|-----|-----|------|------|------|-----|------|------|------|-----|------|------|-----|-----|
| 154 | 150 | | | | | 13 | 12 | 6 | 0.6 | 13 | 12 | 6 | 0.6 | 13 | 12 | 6 | 0.6 |
| 184 | 150 | | | | | 10 | 12 | 6 | 0.6 | 18 | 12 | 6 | 0.8 | | | | |
| 224 | 220 | | | | | 13 | 12 | 6 | 0.6 | 13 | 12 | 6 | 0.6 | 13 | 12 | 6 | 0.6 |
| 224 | 220 | | | | | 18 | 12 | 6 | 0.8 | 18 | 12 | 6 | 0.8 | | | | |
| 224 | 220 | | | | | 26.5 | 16.5 | 7 | 0.8 | 26.5 | 16.5 | 7 | 0.8 | 26.5 | 16.5 | 7 | 0.8 |
| 274 | 270 | | | | | 18 | 12 | 6 | 0.8 | 18 | 13.5 | 7.5 | 0.8 | | | | |
| 334 | 330 | | | | | | | | | 18 | 13.5 | 7.5 | 0.8 | 18 | 14.5 | 8.4 | 0.8 |
| 394 | 390 | | | | | 18 | 14.5 | 8.4 | 0.8 | | | | | | | | |
| 474 | 470 | | | | | 18 | 13.5 | 7.5 | 0.8 | | | | | 18 | 15.5 | 9.5 | 0.8 |
| 564 | 560 | | | | | 18 | 14.5 | 8.4 | 0.8 | 26.5 | 17 | 8.5 | 0.8 | | | | |
| 684 | 680 | | | | | 18 | 14.5 | 8.4 | 0.8 | | | | | 18 | 15.5 | 9.5 | 0.8 |
| 824 | 820 | 18 | 14.5 | 8.4 | 0.8 | | | | | | | | | 26.5 | 19 | 10 | 0.8 |
| 105 | 1000 | | | | | | | | | 26.5 | 19 | 10 | 0.8 | 26 | 21.5 | 12 | 0.8 |
| 125 | 1200 | | | | | 26.5 | 19 | 10 | 0.8 | 31.4 | 19.5 | 10.8 | 0.8 | | | | |
| 155 | 1500 | | | | | 26.5 | 19.5 | 10 | 0.8 | 31.4 | 19.5 | 10.8 | 0.8 | | | | |
| 185 | 1800 | | | | | 26.5 | 19.5 | 10 | 0.8 | 31.4 | 19.5 | 10.8 | 0.8 | | | | |
| 225 | 2200 | | | | | 26 | 21.5 | 12 | 0.8 | 31.5 | 21.6 | 13 | 0.8 | | | | |
| 275 | 2700 | 26 | 21.5 | 12 | 0.8 | | | | | 31.5 | 19.5 | 10.8 | 0.8 | | | | |
| 335 | 3300 | | | | | 31.5 | 19.5 | 10.8 | 0.8 | 31 | 25 | 14 | 0.8 | | | | |
| 395 | 3900 | | | | | 31.5 | 19.5 | 10.8 | 0.8 | | | | | | | | |
| 475 | 4700 | | | | | 32 | 28 | 18 | 0.8 | | | | | | | | |
| 565 | 5600 | | | | | 32 | 28 | 18 | 0.8 | | | | | | | | |
| 685 | 6800 | 32 | 28 | 18 | 0.8 | | | | | | | | | | | | |
| 825 | 8200 | 32 | 28 | 18 | 0.8 | | | | | | | | | | | | |
| 106 | 10000 | 32 | 28 | 18 | 0.8 | | | | | | | | | | | | |
| 156 | 15000 | 32 | 28 | 18 | 0.8 | | | | | | | | | | | | |

10. Convention Marking:



| | |
|------|-----------------------|
| 104 | CAPACITANCE CODE |
| K | CAPACITANCE TOLERANCE |
| 275V | DC rated voltage |

X-ON Electronics

Largest Supplier of Electrical and Electronic Components

Click to view similar products for [Film Capacitors](#) category:

Click to view products by [CHAMPION](#) manufacturer:

Other Similar products are found below :

[M83421/01-3089R](#) [703-6G](#) [F450KG153J250ALH0J](#) [750-1018](#) [MEB684J2A](#) [FKP1-1000160010P15](#) [FKP1-1500160010P15](#)
[82EC1100DQ50K](#) [MMWAF150KME](#) [PCY2130F30153](#) [PME261JB5220KR19T0](#) [A521HH333M035C](#) [QXJ2E474KTPT](#) [QXL2B333KTPT](#)
[QXM2G104K](#) [B32234-.033@250V-K](#) [B32520C6332K000](#) [B32522C6104K000](#) [B32523Q3155J](#) [B32676E6755K](#) [B81133-C1104-M3](#)
[MTC355L1](#) [217-0716-001](#) [PA225L30](#) [221A10-120](#) [CB182K0184J--](#) [KP1830-247/061-G](#) [SCD105K122A3-22](#) [SCD205K122A3-24](#)
[F601BL225K063CL60A](#) [FKP1-2202KV5P15](#) [PCX2339F65224](#) [PCX2339F65334](#) [2222 368 55105](#) [2222 370 21683](#) [QXL2E473KTPT](#)
[445450-1](#) [B32524Q6155J](#) [46KI3100JBM1K](#) [4DCNAQ4450ZA0J](#) [MKP383510063JKP2T0](#) [MKT182022263473](#) [WMC08P22](#) [WMF4S68](#)
[YE333](#) [ECQ-W4223KZ](#) [EEC2G805HQA415](#) [PA103L30](#) [82DC3100DQ50J](#) [82EC2150DQ50K](#)