

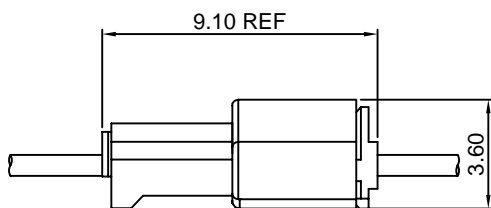
Specifications

- Current rating:1A AC,DC
- Voltage rating:100V AC,DC
- Temperature range:-40°C~+105°C
- Contact resistance:20mΩMax.
- Insulation resistance:500MΩMin.
- Withstanding voltage:500V AC/minute
- *Compliant with RoHS and REACH*
- *Meet the HF/Halogen Free,need to customize*
- *Contact CJT for details*

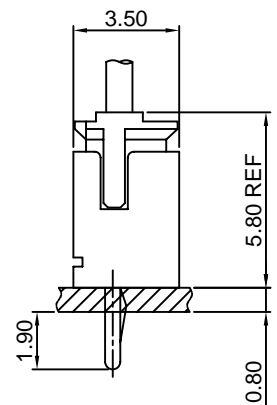
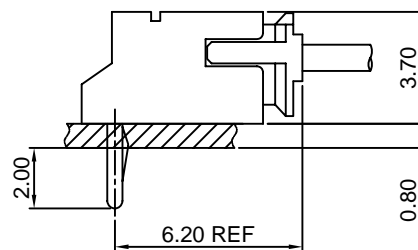
Standards



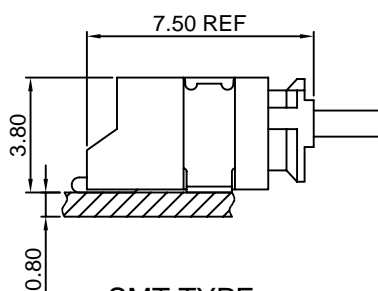
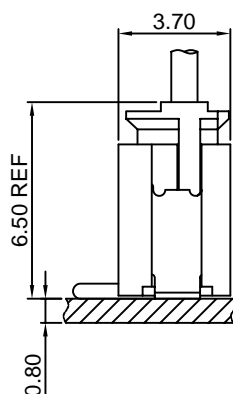
Assembly layout



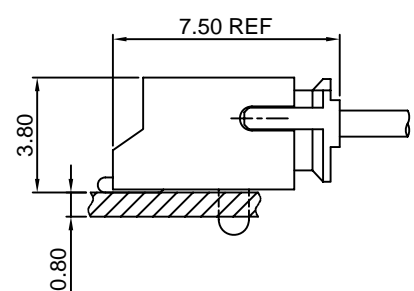
wire to wire



DIP TYPE



SMT TYPE

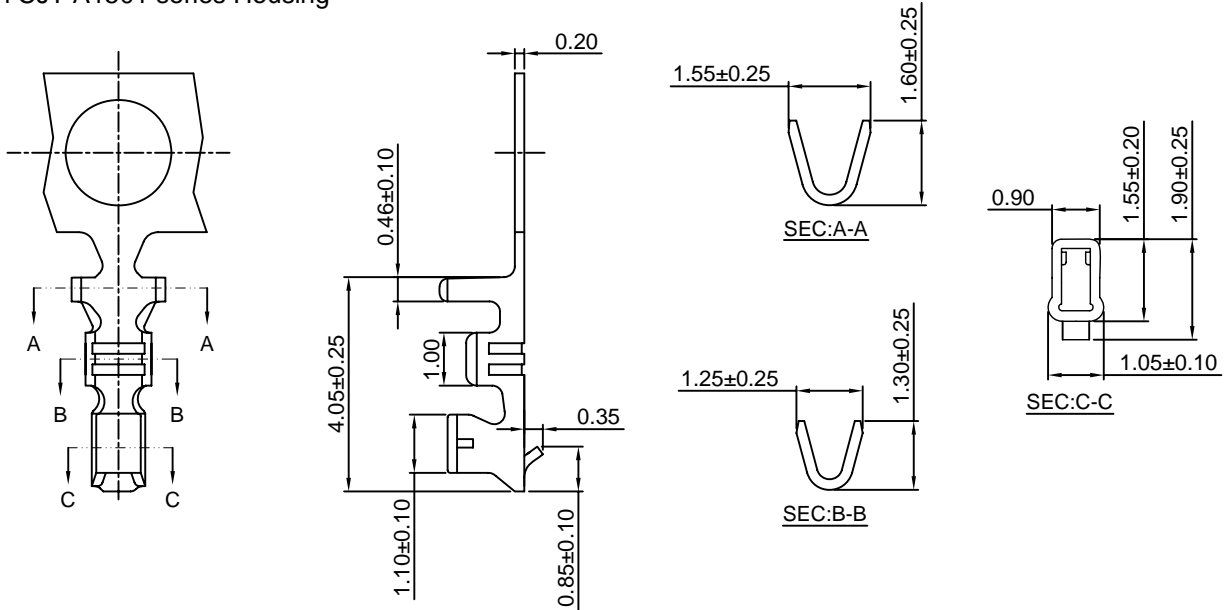


A1501-T

1.50mm pitch Crimp Terminal

Reference Informations:

*Used in CJT A1501 series Housing



Ordering information & Specifications:

Unit:mm

| Part NO. | Wire Range | Insulation O.D. | Material | Finish | Qty/reel |
|----------|------------|-----------------|-----------------|------------------|------------|
| A1501-TP | AWG#26-#32 | 1.10mm(max) | Phosphor Bronze | Tin over Nickel | 10,000 PCS |
| A1501-GP | AWG#26-#32 | 1.10mm(max) | Phosphor Bronze | Gold over Nickel | 10,000 PCS |

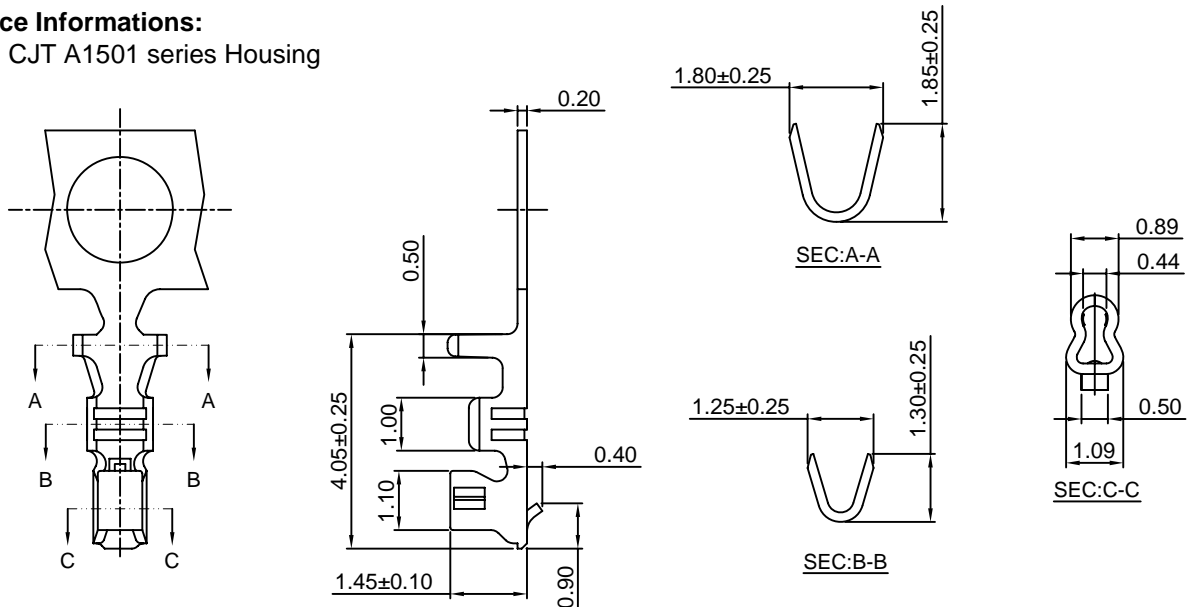
Optional Gold plating available but MOQ requested

A1501-T-H

1.50mm pitch Crimp Terminal

Reference Informations:

*Used in CJT A1501 series Housing



Ordering information & Specifications

Unit:mm

| Part NO. | Wire Range | Insulation O.D. | Material | Finish | Qty/reel |
|------------|------------|-----------------|-----------------|------------------|------------|
| A1501-TP-H | AWG#24-#30 | 1.50mm(max) | Phosphor Bronze | Tin over Nickel | 15,000 PCS |
| A1501-GP-H | AWG#24-#30 | 1.50mm(max) | Phosphor Bronze | Gold over Nickel | 15,000 PCS |

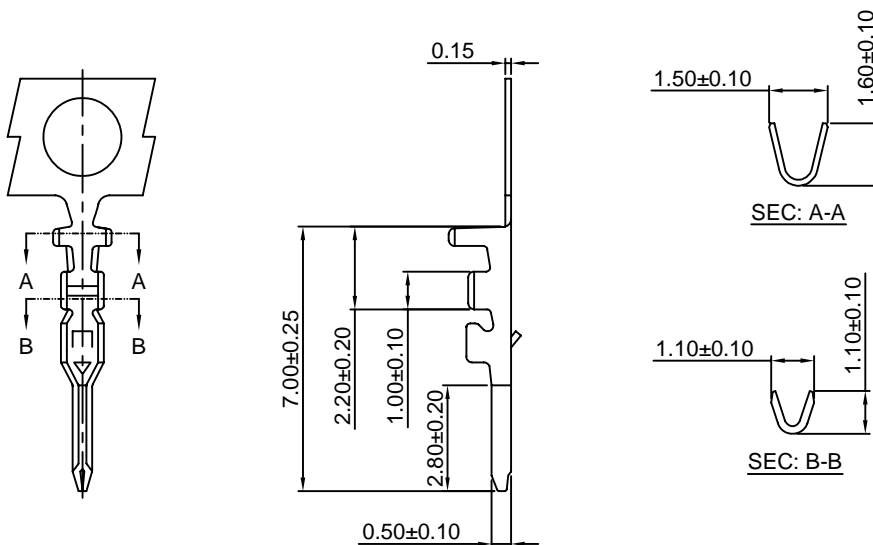
Optional Gold plating available but MOQ requested

A1501M-T

1.50mm pitch Crimp Terminal

Reference Informations:

*Used in CJT A1501HM series Housing



Ordering information & Specifications:

Unit:mm

| Part NO. | Wire Range | Insulation O.D. | Material | Finish | Qty/reel |
|-----------|------------|-----------------|-----------------|------------------|------------|
| A1501M-TP | AWG#28-#32 | 0.90mm(max) | Phosphor Bronze | Tin over Nickel | 15,000 PCS |
| A1501M-GP | AWG#28-#32 | 0.90mm(max) | Phosphor Bronze | Gold over Nickel | 15,000 PCS |

Optional Gold plating available but MOQ requested

A1501H

1.50mm pitch Housing

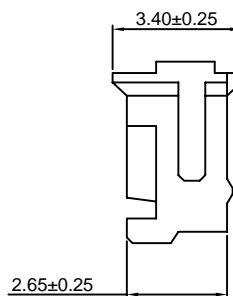
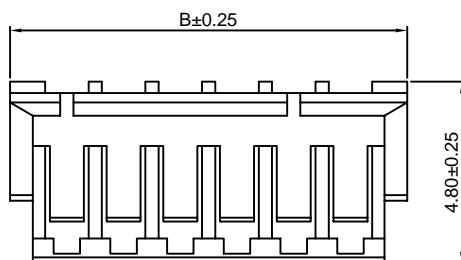
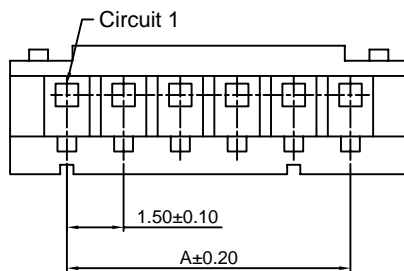
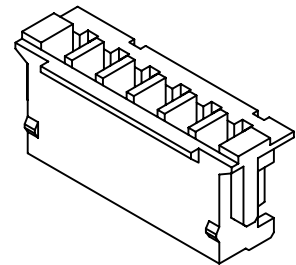
Reference Informations:

*Material:Nylon 66,UL94V-0

*Suitable CJT A1501 series Terminal

*Mates with CJT A1501 series Wafer and CJT A1501HM series Housing

*Color:White



Ordering Information & Dimensions:

| PART NO. | Dimensions | |
|------------|------------|-------|
| | A | B |
| A1501H-2P | 1.50 | 4.50 |
| A1501H-3P | 3.00 | 6.00 |
| A1501H-4P | 4.50 | 7.50 |
| A1501H-5P | 6.00 | 9.00 |
| A1501H-6P | 7.50 | 10.50 |
| A1501H-7P | 9.00 | 12.00 |
| A1501H-8P | 10.50 | 13.50 |
| A1501H-9P | 12.00 | 15.00 |
| A1501H-10P | 13.50 | 16.50 |
| A1501H-11P | 15.00 | 18.00 |
| A1501H-12P | 16.50 | 19.50 |
| A1501H-13P | 18.00 | 21.00 |
| A1501H-15P | 21.00 | 24.00 |

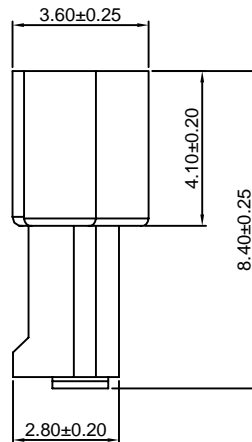
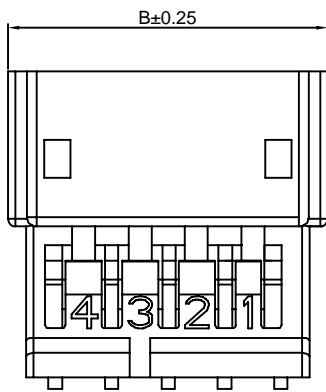
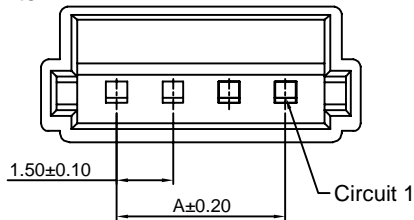
Unit: mm

A1501HM

1.50mm pitch Housing

Reference Informations:

- *Material:Nylon 66,UL94V-0
- *Suitable CJT A1501M series Terminal
- *Mates with CJT A1501 series Housing
- *Color:White



Ordering Information & Dimensions:

| PART NO. | Dimensions | |
|-------------|------------|-------|
| | A | B |
| A1501HM-2P | 1.50 | 5.55 |
| A1501HM-3P | 3.00 | 7.05 |
| A1501HM-4P | 4.50 | 8.55 |
| A1501HM-5P | 6.00 | 10.05 |
| A1501HM-6P | 7.50 | 11.55 |
| A1501HM-7P | 9.00 | 13.05 |
| A1501HM-8P | 10.50 | 14.55 |
| A1501HM-9P | 12.00 | 16.05 |
| A1501HM-10P | 13.50 | 17.55 |
| A1501HM-11P | 15.00 | 19.05 |
| A1501HM-12P | 16.50 | 20.55 |
| A1501HM-13P | 18.00 | 22.05 |

Unit: mm

A1501WV

1.50mm pitch 180° Wafer

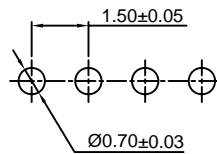
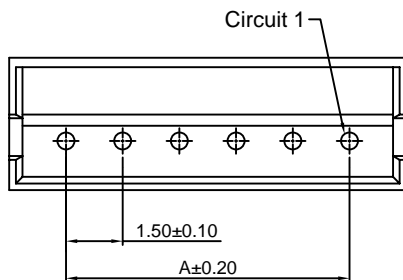
Reference Informations:

- *Material:Pin:Brass/Tin over Nickel
Insulator:Nylon 66,UL94V-0
- *Mates with CJT A1501 series Housing
- *Color:Brown

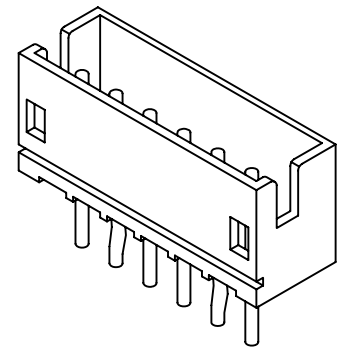
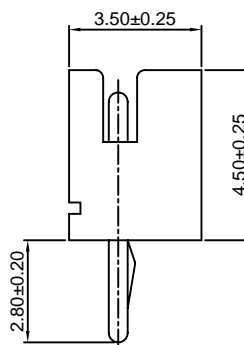
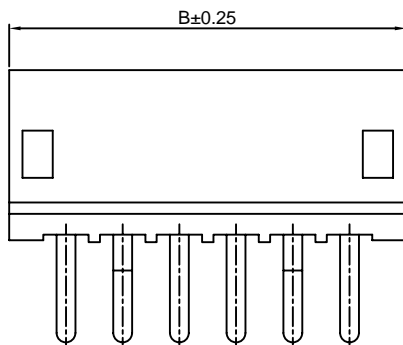
Ordering Information:

A1501WV-XP - **
1 2

- 1.Part No.
- 2.Color:
(blank):Brown
WH:White



P.C.B LAYOUT



Ordering Information & Dimensions:

| PART NO. | Dimensions | |
|-------------|------------|-------|
| | A | B |
| A1501WV-2P | 1.50 | 4.50 |
| A1501WV-3P | 3.00 | 6.00 |
| A1501WV-4P | 4.50 | 7.50 |
| A1501WV-5P | 6.00 | 9.00 |
| A1501WV-6P | 7.50 | 10.50 |
| A1501WV-7P | 9.00 | 12.00 |
| A1501WV-8P | 10.50 | 13.50 |
| A1501WV-9P | 12.00 | 15.00 |
| A1501WV-10P | 13.50 | 16.50 |
| A1501WV-11P | 15.00 | 18.00 |
| A1501WV-12P | 16.50 | 19.50 |
| A1501WV-13P | 18.00 | 21.00 |
| A1501WV-15P | 21.00 | 24.00 |

Unit: mm

A1501WR

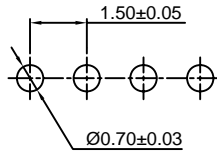
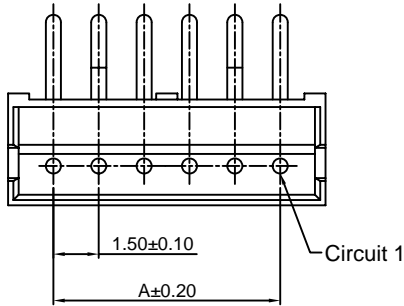
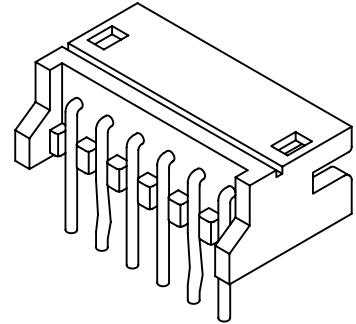
1.50mm pitch 90° Wafer

Reference Informations:

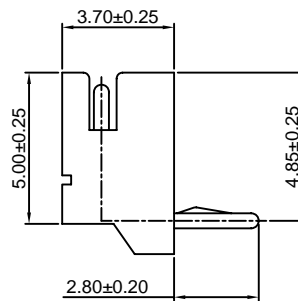
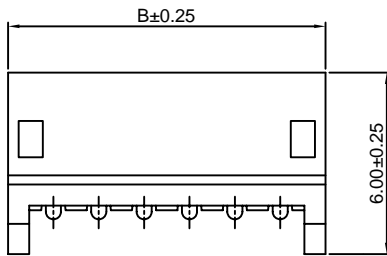
- *Material: Pin: Brass/Tin over Nickel
Insulator: Nylon 66, UL94V-0
- *Mates with CJT A1501 series Housing
- *Color: Brown

Ordering Information:

- A1501WR-XP - **
- 1 2
1. Part No.
 2. Color:
(blank): Brown
WH: White



P.C.B LAYOUT



Ordering Information & Dimensions:

| PART NO. | Dimensions | |
|-------------|------------|-------|
| | A | B |
| A1501WR-2P | 1.50 | 4.50 |
| A1501WR-3P | 3.00 | 6.00 |
| A1501WR-4P | 4.50 | 7.50 |
| A1501WR-5P | 6.00 | 9.00 |
| A1501WR-6P | 7.50 | 10.50 |
| A1501WR-7P | 9.00 | 12.00 |
| A1501WR-8P | 10.50 | 13.50 |
| A1501WR-9P | 12.00 | 15.00 |
| A1501WR-10P | 13.50 | 16.50 |
| A1501WR-11P | 15.00 | 18.00 |
| A1501WR-12P | 16.50 | 19.50 |
| A1501WR-13P | 18.00 | 21.00 |
| A1501WR-15P | 21.00 | 24.00 |

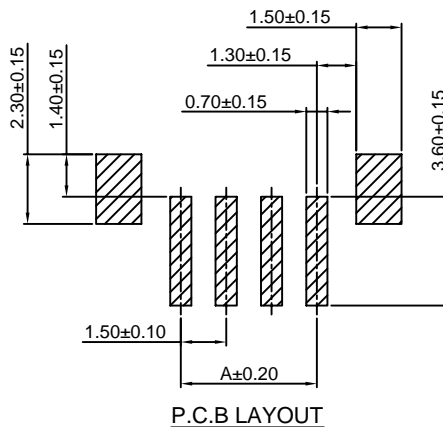
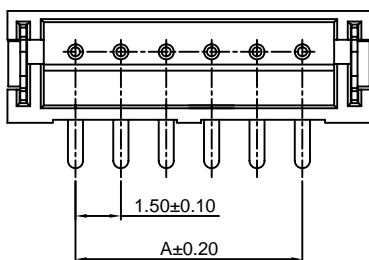
Unit: mm

A1501WV-S

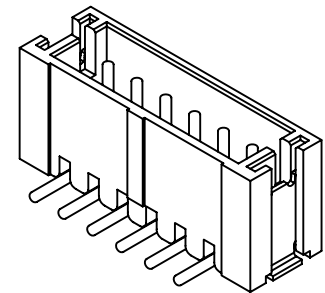
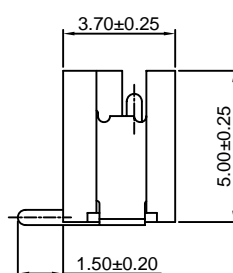
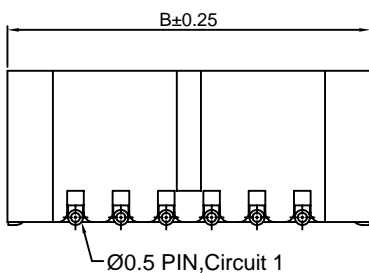
1.50mm pitch 180° Wafer-SMT TYPE

Reference Informations:

- *Material: Pin: Brass/Tin over Nickel
Solder Tabs: Brass/Gold over Nickel
Insulator: Nylon 6T, UL94V-0
Cap: Nylon 6T, UL94V-0
- *Mates with CJT A1501 series Housing
- *Color: Ivory



P.C.B LAYOUT



Ordering Information & Dimensions:

| PART NO. | Dimensions | |
|---------------|------------|-------|
| | A | B |
| A1501WV-S-2P | 1.50 | 6.00 |
| A1501WV-S-3P | 3.00 | 7.50 |
| A1501WV-S-4P | 4.50 | 9.00 |
| A1501WV-S-5P | 6.00 | 10.50 |
| A1501WV-S-6P | 7.50 | 12.00 |
| A1501WV-S-7P | 9.00 | 13.50 |
| A1501WV-S-8P | 10.50 | 15.00 |
| A1501WV-S-9P | 12.00 | 16.50 |
| A1501WV-S-10P | 13.50 | 18.00 |
| A1501WV-S-11P | 15.00 | 19.50 |
| A1501WV-S-12P | 16.50 | 21.00 |
| A1501WV-S-13P | 18.00 | 22.50 |

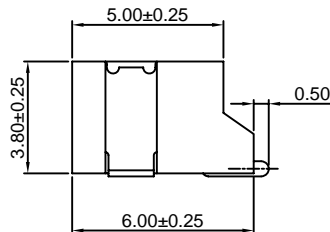
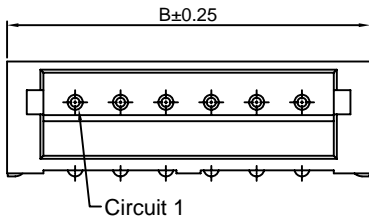
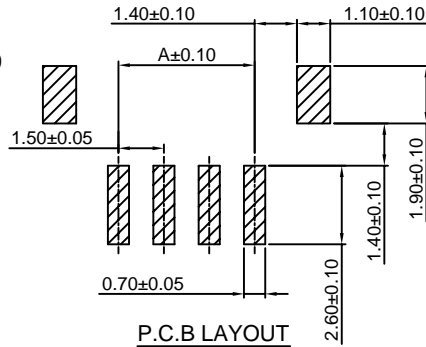
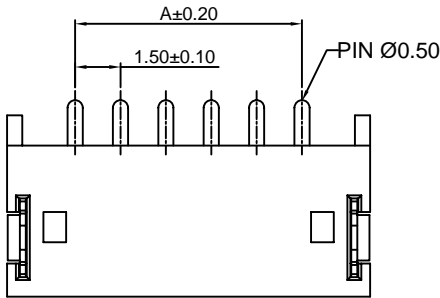
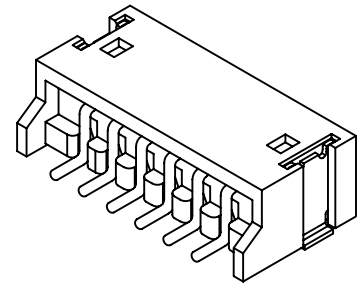
Unit: mm

A1501WR-S

1.50mm pitch 90° Wafer-SMT TYPE

Reference Informations:

- *Material:Pin:Brass/Tin over Nickel
Solder Tabs:Brass/Gold over Nickel
Insulator:Nylon 6T,UL94V-0
- *Mates with CJT A1501 series Housing
- *Color:Ivory



Ordering Information & Dimensions:

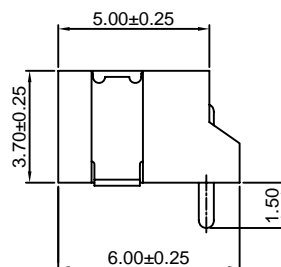
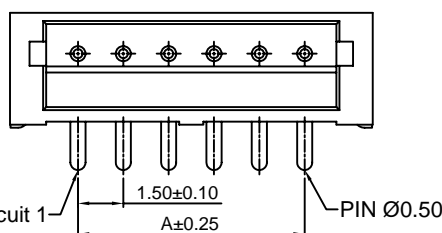
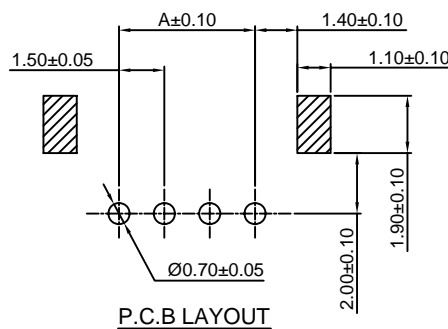
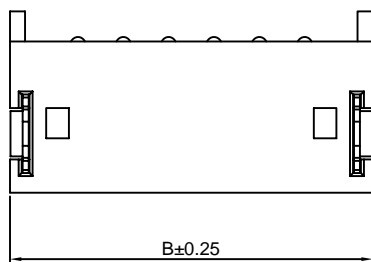
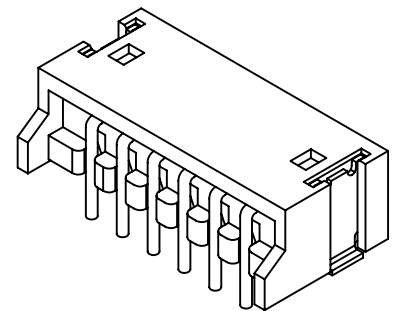
| PART NO. | Dimensions | |
|---------------|------------|-------|
| | A | B |
| A1501WR-S-2P | 1.50 | 6.00 |
| A1501WR-S-3P | 3.00 | 7.50 |
| A1501WR-S-4P | 4.50 | 9.00 |
| A1501WR-S-5P | 6.00 | 10.50 |
| A1501WR-S-6P | 7.50 | 12.00 |
| A1501WR-S-7P | 9.00 | 13.50 |
| A1501WR-S-8P | 10.50 | 15.00 |
| A1501WR-S-9P | 12.00 | 16.50 |
| A1501WR-S-10P | 13.50 | 18.00 |
| A1501WR-S-11P | 15.00 | 19.50 |
| A1501WR-S-12P | 16.50 | 21.00 |
| A1501WR-S-13P | 18.00 | 22.50 |

A1501WR-S-A

1.50mm pitch 90° Wafer DIP TYPE

Reference Informations:

- *Material:Pin:Brass/Tin over Nickel
Solder Tabs:Brass/Gold over Nickel
Insulator:Nylon 6T,UL94V-0
- *Mates with CJT A1501 series Housing
- *Color:Ivory



Ordering Information & Dimensions:

| PART NO. | Dimensions | |
|-----------------|------------|-------|
| | A | B |
| A1501WR-S-2P-A | 1.50 | 6.00 |
| A1501WR-S-3P-A | 3.00 | 7.50 |
| A1501WR-S-4P-A | 4.50 | 9.00 |
| A1501WR-S-5P-A | 6.00 | 10.50 |
| A1501WR-S-6P-A | 7.50 | 12.00 |
| A1501WR-S-7P-A | 9.00 | 13.50 |
| A1501WR-S-8P-A | 10.50 | 15.00 |
| A1501WR-S-9P-A | 12.00 | 16.50 |
| A1501WR-S-10P-A | 13.50 | 18.00 |
| A1501WR-S-11P-A | 15.00 | 19.50 |
| A1501WR-S-12P-A | 16.50 | 21.00 |
| A1501WR-S-13P-A | 18.00 | 22.50 |

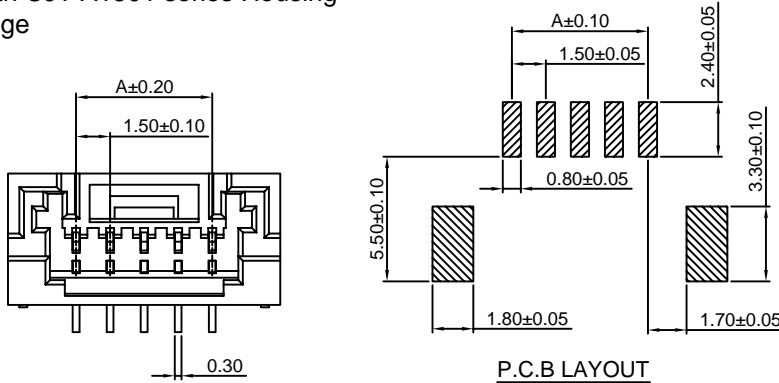
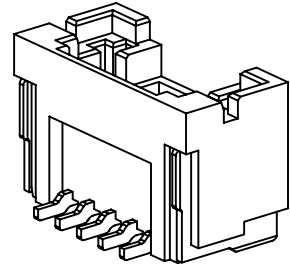
Unit: mm

A1501WVB-S

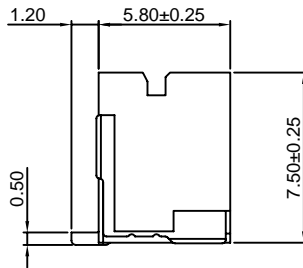
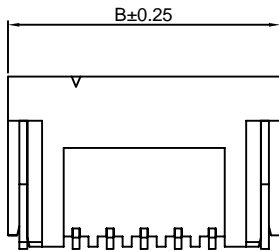
1.50mm pitch 180° Wafer-SMT TYPE

Reference Informations:

- *Material:Pin:Phosphor Bronze/Tin over Nickel
Insulator:LCP,UL94V-0
- *Mates with CJT A1501 series Housing
- *Color:Beige



P.C.B LAYOUT


Ordering Information & Dimensions:

| PART NO. | Dimensions | |
|----------------|------------|-------|
| | A | B |
| A1501WVB-S-2P | 1.50 | 7.50 |
| A1501WVB-S-3P | 3.00 | 9.00 |
| A1501WVB-S-4P | 4.50 | 10.50 |
| A1501WVB-S-5P | 6.00 | 12.00 |
| A1501WVB-S-6P | 7.50 | 13.50 |
| A1501WVB-S-7P | 9.00 | 15.00 |
| A1501WVB-S-8P | 10.50 | 16.50 |
| A1501WVB-S-9P | 12.00 | 18.00 |
| A1501WVB-S-10P | 13.50 | 19.50 |
| A1501WVB-S-11P | 15.00 | 21.00 |
| A1501WVB-S-12P | 16.50 | 22.50 |
| A1501WVB-S-13P | 18.00 | 24.00 |
| A1501WVB-S-14P | 19.50 | 25.50 |
| A1501WVB-S-15P | 21.00 | 27.00 |
| A1501WVB-S-16P | 22.50 | 28.50 |

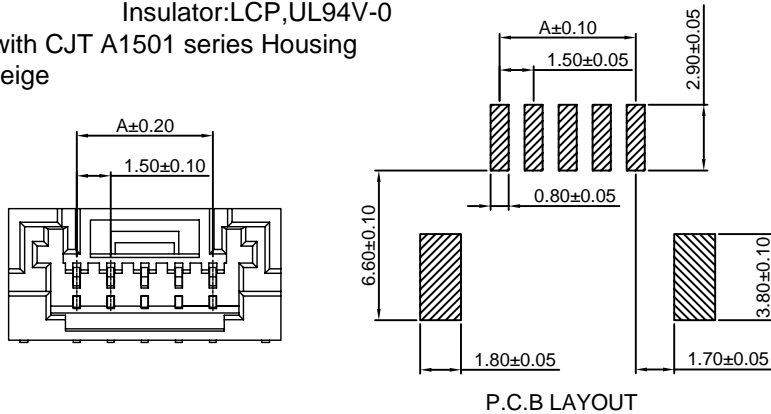
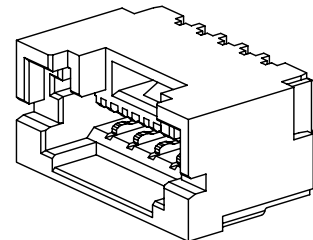
Unit: mm

A1501WRB-S

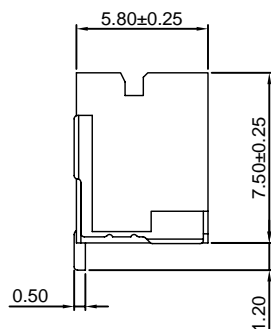
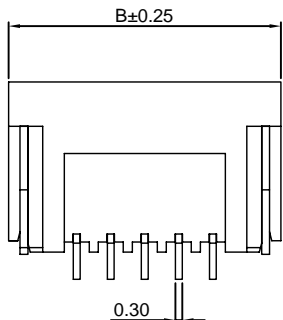
1.50mm pitch 90° Wafer-SMT TYPE

Reference Informations:

- *Material:Pin:Phosphor Bronze/Tin over Nickel
Insulator:LCP,UL94V-0
- *Mates with CJT A1501 series Housing
- *Color:Beige



P.C.B LAYOUT


Ordering Information & Dimensions:

| PART NO. | Dimensions | |
|----------------|------------|-------|
| | A | B |
| A1501WRB-S-2P | 1.50 | 7.50 |
| A1501WRB-S-3P | 3.00 | 9.00 |
| A1501WRB-S-4P | 4.50 | 10.50 |
| A1501WRB-S-5P | 6.00 | 12.00 |
| A1501WRB-S-6P | 7.50 | 13.50 |
| A1501WRB-S-7P | 9.00 | 15.00 |
| A1501WRB-S-8P | 10.50 | 16.50 |
| A1501WRB-S-9P | 12.00 | 18.00 |
| A1501WRB-S-10P | 13.50 | 19.50 |
| A1501WRB-S-11P | 15.00 | 21.00 |
| A1501WRB-S-12P | 16.50 | 22.50 |
| A1501WRB-S-13P | 18.00 | 24.00 |
| A1501WRB-S-14P | 19.50 | 25.50 |
| A1501WRB-S-15P | 21.00 | 27.00 |
| A1501WRB-S-16P | 22.50 | 28.50 |

Unit: mm

X-ON Electronics

Largest Supplier of Electrical and Electronic Components

Click to view similar products for [Headers & Wire Housings](#) category:

Click to view products by [Changjiang](#) manufacturer:

Other Similar products are found below :

[57102-F02-18ULF](#) [58102-G61-06LF](#) [0009485154](#) [009176003701906](#) [0050291907](#) [00-9021-0611-00-339](#) [02.125.8002.8](#) [609-3404](#) [61062-3](#)
[622-0430](#) [622-3653LF](#) [63453-116](#) [636-1030](#) [636-1427](#) [636-3427](#) [636-4007](#) [641938-9](#) [644827-2](#) [65495-038](#) [65692-001LF](#) [65781-018](#)
[65781-047](#) [65817-010LF](#) [65817-015LF](#) [66207-023LF](#) [67016-026LF](#) [67095-007LF](#) [68631-112](#) [68645-018](#) [68648-049](#) [699319-000](#)
[70.362.1628.0](#) [70-4210](#) [70-4226B](#) [70-4853B](#) [707-5020](#) [707-5028](#) [71.350.2428.0](#) [71961-016LF](#) [733-134](#) [754199-000](#) [760-3052](#) [787-8014-00](#)
[FCN-367T-T012/H](#) [80.063.4001.1](#) [800-90-001-10-001000](#) [800-90-010-10-002000](#) [801-43-002-10-013000](#) [801-43-006-10-002000](#)
[803-41-018-10-001000](#)