

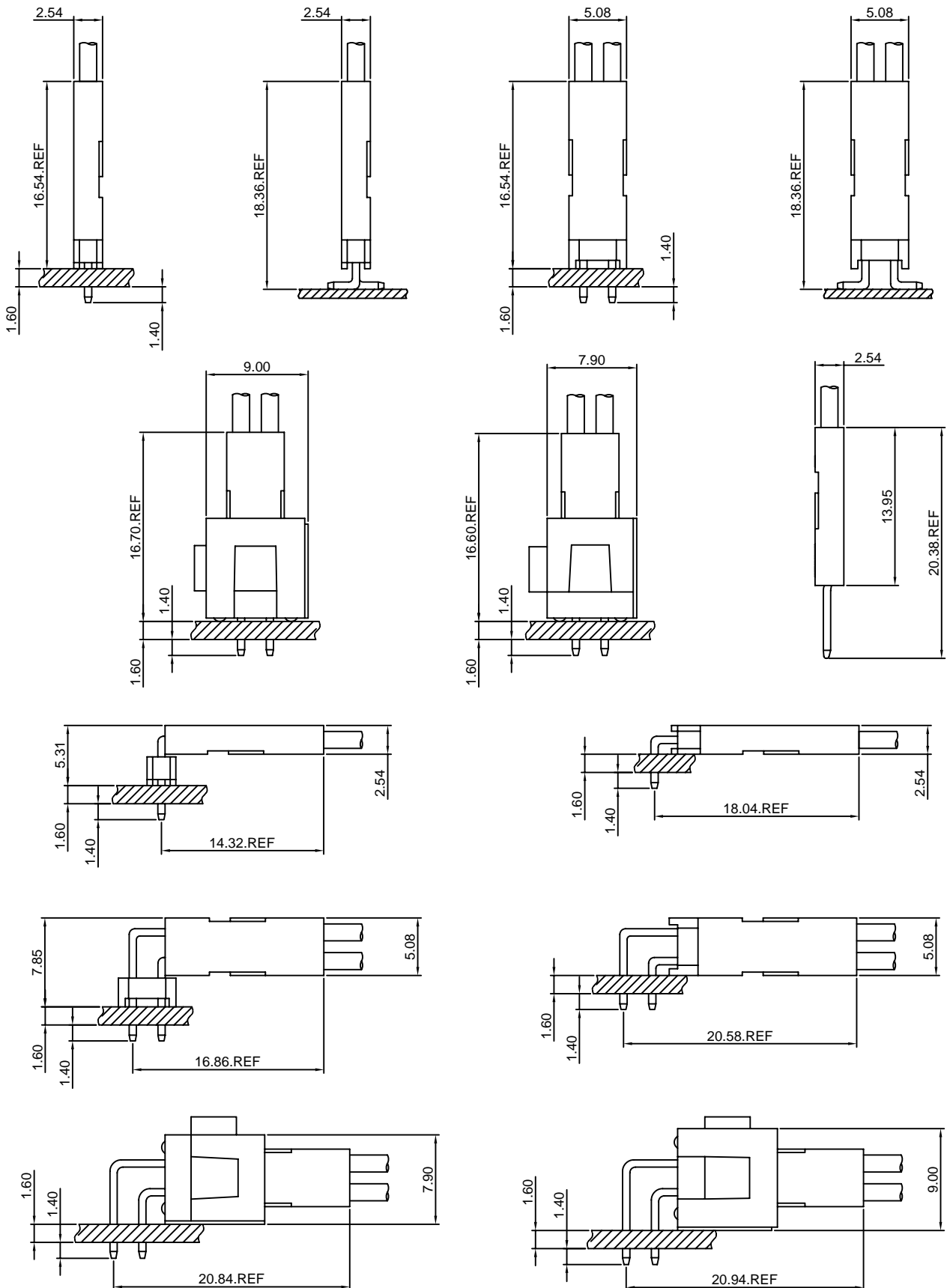
Specifications

- Current rating:3A AC,DC
- Voltage rating:250V AC,DC
- Temperature range:-40°C~+105°C
- Contact resistance:20mΩ Max.
- Insulation resistance:1000MΩ Min.
- Withstanding voltage:1500V AC/minute
- *Compliant with RoHS and REACH*
- *Meet the HF/Halogen Free,need to customize*
- *Contact CJT for details*

Standards



Assembly layout

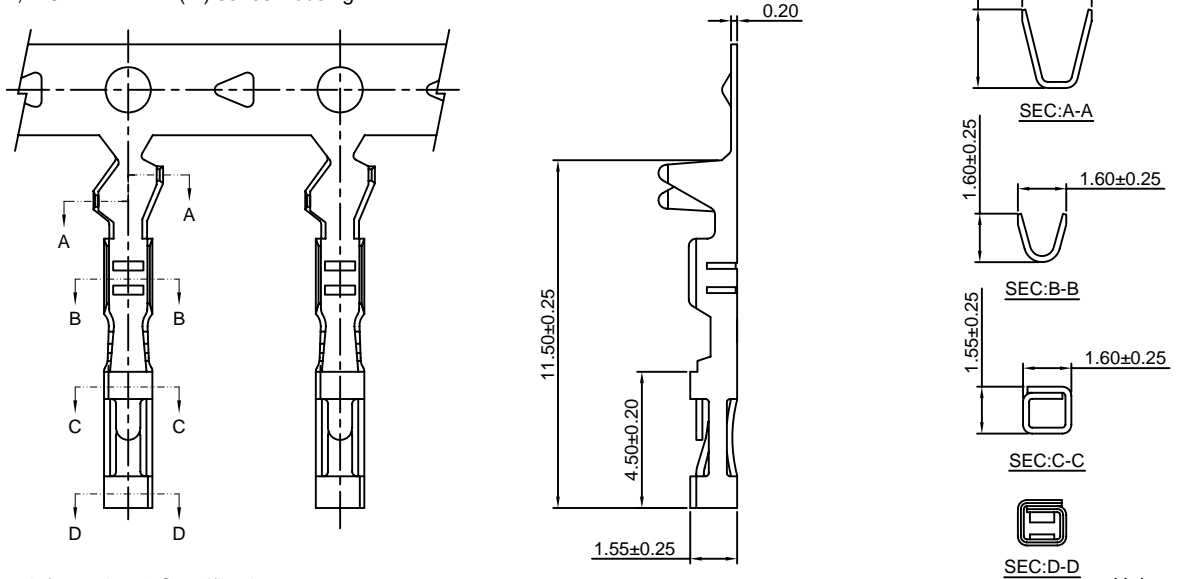


A2541-T

2.54mm Pitch Crimp Terminal

Reference Informations:

*Used in CJT A2510HF-3P-P, A2510HF-3P-R, A2541H-XP, A2541H-N-XP(-), A2541H-2xXP, A2541H-N-2xXP(-) series Housing



Ordering information & Specifications:

Part NO.	Wire Range	Insulation O.D.	Material	Finish	Qty/reel
A2541-TB	AWG#22-#26	1.63mm(max)	Brass	Tin over Nickel	10,000 PCS
A2541-TP	AWG#22-#26	1.63mm(max)	Phosphor Bronze	Tin over Nickel	10,000 PCS
A2541-GB	AWG#22-#26	1.63mm(max)	Brass	Gold over Nickel	10,000 PCS
A2541-GP	AWG#22-#26	1.63mm(max)	Phosphor Bronze	Gold over Nickel	10,000 PCS

Optional Gold plating available but MOQ requested

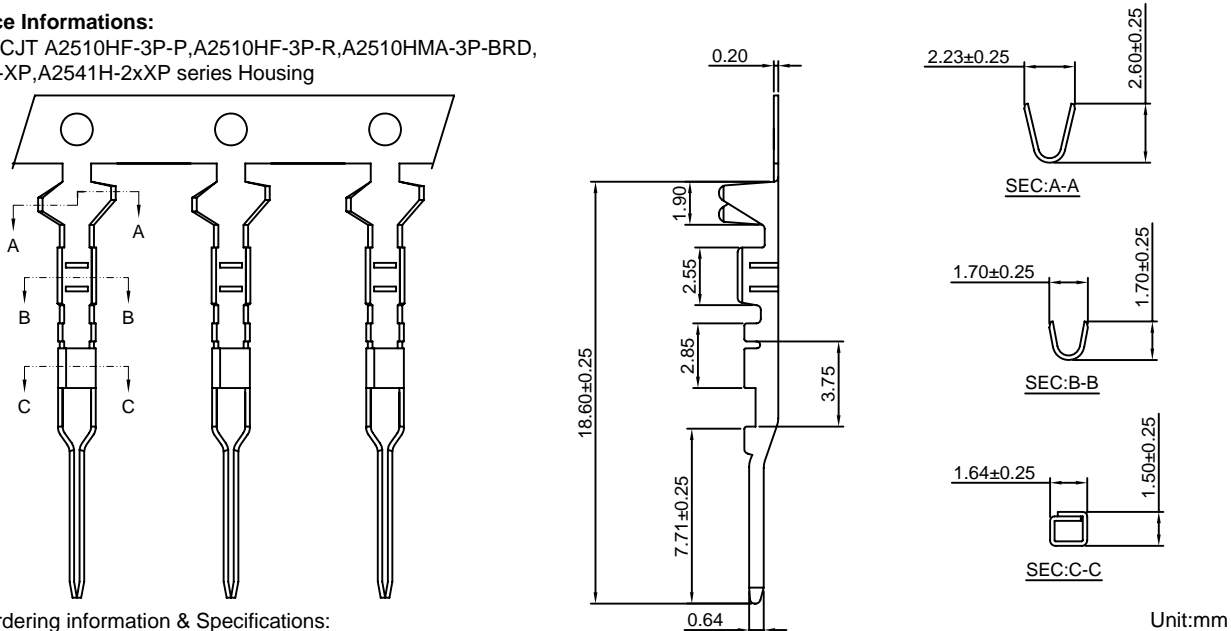
Unit:mm

A2541M-T

2.54mm Pitch Crimp Terminal

Reference Informations:

*Used in CJT A2510HF-3P-P, A2510HF-3P-R, A2510HMA-3P-BRD, A2541H-XP, A2541H-2xXP series Housing



Ordering information & Specifications:

Part NO.	Wire Range	Insulation O.D.	Material	Finish	Qty/reel
A2541M-TB	AWG#22-#26	1.63mm(max)	Brass	Tin over Nickel	10,000 PCS
A2541M-TP	AWG#22-#26	1.63mm(max)	Phosphor Bronze	Tin over Nickel	10,000 PCS
A2541M-GB	AWG#22-#26	1.63mm(max)	Brass	Gold over Nickel	10,000 PCS
A2541M-GP	AWG#22-#26	1.63mm(max)	Phosphor Bronze	Gold over Nickel	10,000 PCS

Optional Gold plating available but MOQ requested

Unit:mm

A2541H-XP

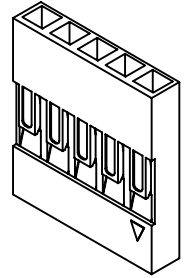
2.54mm Pitch Single Row Housing

Reference Informations:

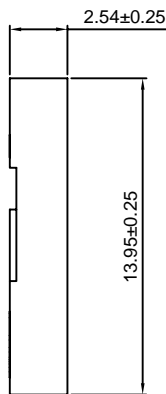
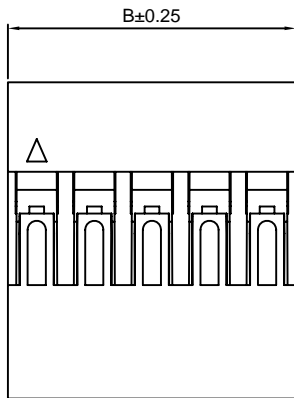
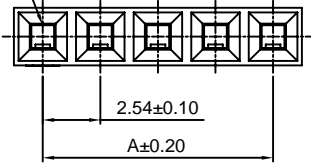
- *Material:PBT,UL94V-0
- *Suitable CJT A2541-T,A2541M-T series Terminal
- *Mates with CJT A2541WV,WR-XP,A2541WVA,WRA-XP, A2541WV-S-XP,A2541WVA-S-XP series Single row Wafer
- *Color:Black

Ordering Information:

A2541H-XP - ***
 $\frac{1}{2}$
 1.Part No.
 2.Material:
 (Blank):PBT,UL94V-0
 6T: Nylon 6T,UL94V-0
 GWT :Nylon 6T,UL94V-0 GWT 750°C



Circuit 1



Ordering Information & Dimensions:

PART NO.	Dimensions		PART NO.	Dimensions	
	A	B		A	B
1P	----	2.54	21P	50.80	53.34
2P	2.54	5.08	22P	53.34	55.88
3P	5.08	7.62	23P	55.88	58.42
4P	7.62	10.16	24P	58.42	60.96
5P	10.16	12.70	25P	60.96	63.50
6P	12.70	15.24	26P	63.50	66.04
7P	15.24	17.78	27P	66.04	68.58
8P	17.78	20.32	28P	68.58	71.12
9P	20.32	22.86	29P	71.12	73.66
10P	22.86	25.40	30P	73.66	76.20
11P	25.40	27.94	31P	76.20	78.74
12P	27.94	30.48	32P	78.74	81.28
13P	30.48	33.02	33P	81.28	83.82
14P	33.02	35.56	34P	83.82	86.36
15P	35.56	38.10	35P	86.36	88.90
16P	38.10	40.64	36P	88.90	91.44
17P	40.64	43.18	37P	91.44	93.98
18P	43.18	45.72	38P	93.98	96.52
19P	45.72	48.26	39P	96.52	99.06
20P	48.26	50.80	40P	99.06	101.60

Unit: mm

A2541H-N-XP

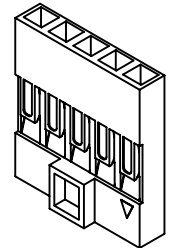
2.54mm Pitch Single Row Housing

Reference Informations:

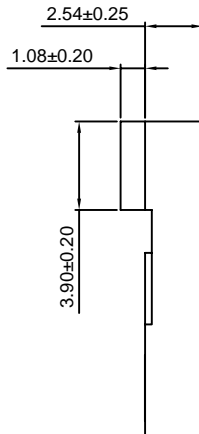
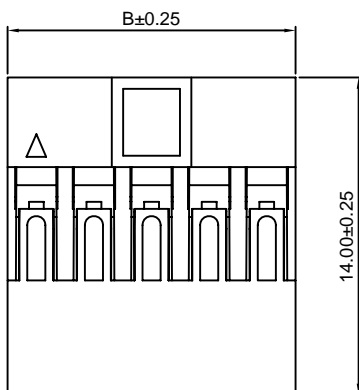
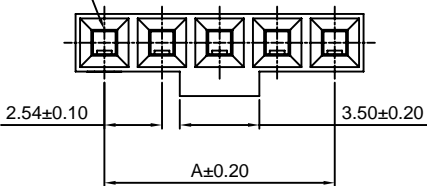
- *Material:PBT,UL94V-0
- *Suitable CJT A2541-T series Terminal
- *Mates with CJT A2541WV,WR-XP,A2541WVA,WRA-XP, A2541WV-S-XP,A2541WVA-S-XP series Single row Wafer
- *Color:Black

Ordering Information:

A2541H-N-XP - ***
 $\frac{1}{2}$
 1.Part No.
 2.Material:
 (Blank):PBT,UL94V-0
 6T: Nylon 6T,UL94V-0
 GWT :Nylon 6T,UL94V-0 GWT 750°C



Circuit 1



Ordering Information & Dimensions:

PART NO.	Dimensions		PART NO.	Dimensions	
	A	B		A	B
2P	2.54	5.14	22P	53.34	55.94
3P	5.08	7.68	23P	55.88	58.48
4P	7.62	10.22	24P	58.42	61.02
5P	10.16	12.76	25P	60.96	63.56
6P	12.70	15.30	26P	63.50	66.10
7P	15.24	17.84	27P	66.04	68.64
8P	17.78	20.38	28P	68.58	71.18
9P	20.32	22.92	29P	71.12	73.72
10P	22.86	25.46	30P	73.66	76.26
11P	25.40	28.00	31P	76.20	78.80
12P	27.94	30.54	32P	78.74	81.34
13P	30.48	33.08	33P	81.28	83.88
14P	33.02	35.62	34P	83.82	86.42
15P	35.56	38.16	35P	86.36	88.96
16P	38.10	40.70	36P	88.90	91.50
17P	40.64	43.24	37P	91.44	94.04
18P	43.18	45.78	38P	93.98	96.58
19P	45.72	48.32	39P	96.52	99.12
20P	48.26	50.86	40P	99.06	101.66
21P	50.80	53.40			

Unit: mm

A2541H-N-XP-2

2.54mm Pitch Single Row Housing

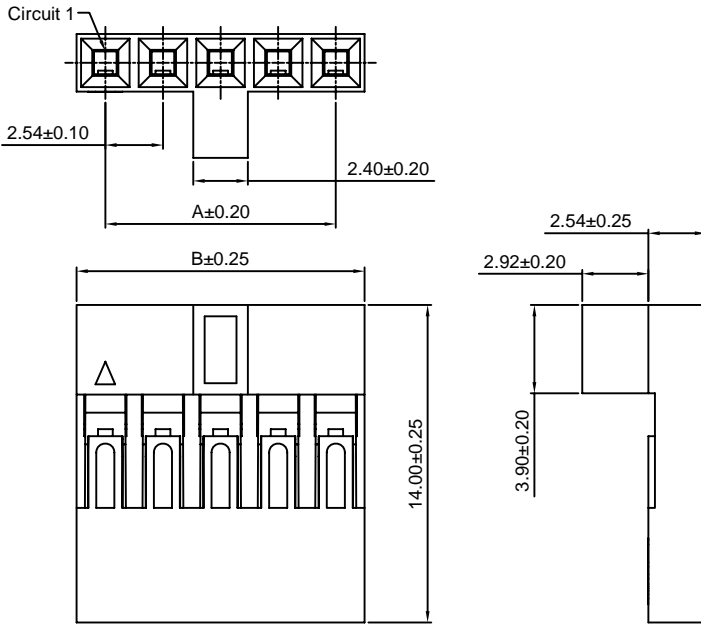
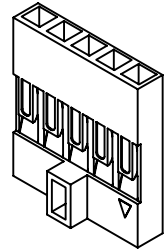
Reference Informations:

- *Material:PBT,UL94V-0
- *Suitable CJT A2541-T series Terminal
- *Mates with CJT A2541WV,WR-XP,A2541WVA,WRA-XP, A2541WV-S-XP,A2541WVA-S-XP series Single row Wafer
- *Color:Black

Ordering Information:

A2541H-N-XP-2 - ***
1 2

- 1.Part No.
- 2.Material:
(Blank):PBT,UL94V-0
6T: Nylon 6T,UL94V-0
GWT :Nylon 6T,UL94V-0 GWT 750 °C



Ordering Information & Dimensions:

PART NO.	Dimensions		PART NO.	Dimensions	
	A	B		A	B
2P	2.54	5.14	22P	53.34	55.94
3P	5.08	7.68	23P	55.88	58.48
4P	7.62	10.22	24P	58.42	61.02
5P	10.16	12.76	25P	60.96	63.56
6P	12.70	15.30	26P	63.50	66.10
7P	15.24	17.84	27P	66.04	68.64
8P	17.78	20.38	28P	68.58	71.18
9P	20.32	22.92	29P	71.12	73.72
10P	22.86	25.46	30P	73.66	76.26
11P	25.40	28.00	31P	76.20	78.80
12P	27.94	30.54	32P	78.74	81.34
13P	30.48	33.08	33P	81.28	83.88
14P	33.02	35.62	34P	83.82	86.42
15P	35.56	38.16	35P	86.36	88.96
16P	38.10	40.70	36P	88.90	91.50
17P	40.64	43.24	37P	91.44	94.04
18P	43.18	45.78	38P	93.98	96.58
19P	45.72	48.32	39P	96.52	99.12
20P	48.26	50.86	40P	99.06	101.66
21P	50.80	53.40			

Unit: mm

A2541H-2xXP

2.54mm Pitch Dual Row Housing

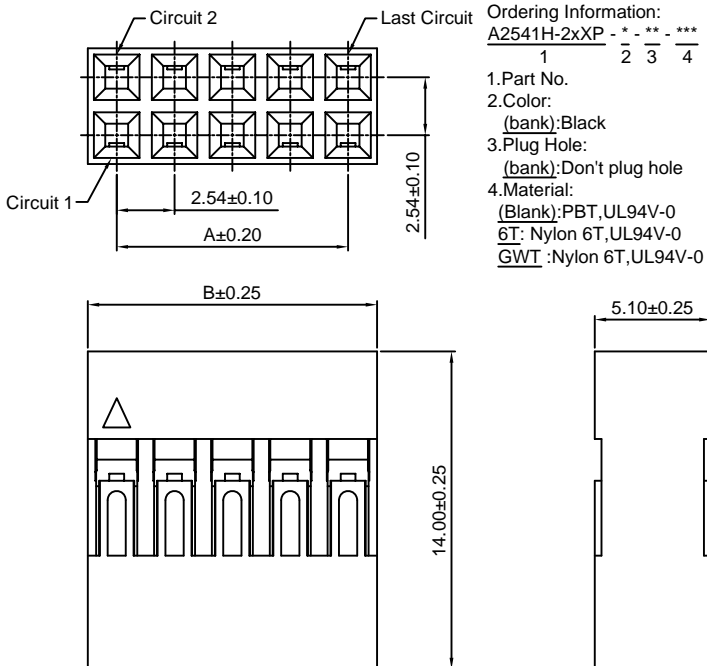
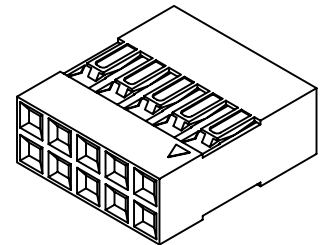
Reference Informations:

- *Material:PBT15%GF,UL94V-0
- *Suitable CJT A2541-T,A2541M-T series Terminal
- *Mates with CJT A2541WV,WR-2xXP, A2541WVA,WRA-2xXP, A2541WV-S-2xXP,A2541WVA-S-2xXP, series Dual row Wafer
- *Color:Black

Ordering Information:

A2541H-2xXP - * - ** - ***
1 2 3 4

- 1.Part No.
- 2.Color:
(bank):Black
- 3.Plug Hole:
(bank):Don't plug hole
- 4.Material:
(Blank):PBT,UL94V-0
6T: Nylon 6T,UL94V-0
GWT :Nylon 6T,UL94V-0 GWT 750 °C



Ordering Information & Dimensions:

PART NO.	Dimensions		PART NO.	Dimensions	
	A	B		A	B
2x2P	2.54	5.08	2x22P	53.34	55.88
2x3P	5.08	7.62	2x23P	55.88	58.42
2x4P	7.62	10.16	2x24P	58.42	60.96
2x5P	10.16	12.70	2x25P	60.96	63.50
2x6P	12.70	15.24	2x26P	63.50	66.04
2x7P	15.24	17.78	2x27P	66.04	68.58
2x8P	17.78	20.32	2x28P	68.58	71.12
2x9P	20.32	22.86	2x29P	71.12	73.66
2x10P	22.86	25.40	2x30P	73.66	76.20
2x11P	25.40	27.94	2x31P	76.20	78.74
2x12P	27.94	30.48	2x32P	78.74	81.28
2x13P	30.48	33.02	2x33P	81.28	83.82
2x14P	33.02	35.56	2x34P	83.82	86.36
2x15P	35.56	38.10	2x35P	86.36	88.90
2x16P	38.10	40.64	2x36P	88.90	91.44
2x17P	40.64	43.18	2x37P	91.44	93.98
2x18P	43.18	45.72	2x38P	93.98	96.52
2x19P	45.72	48.26	2x39P	96.52	99.06
2x20P	48.26	50.80	2x40P	99.06	101.60
2x21P	50.80	53.34			

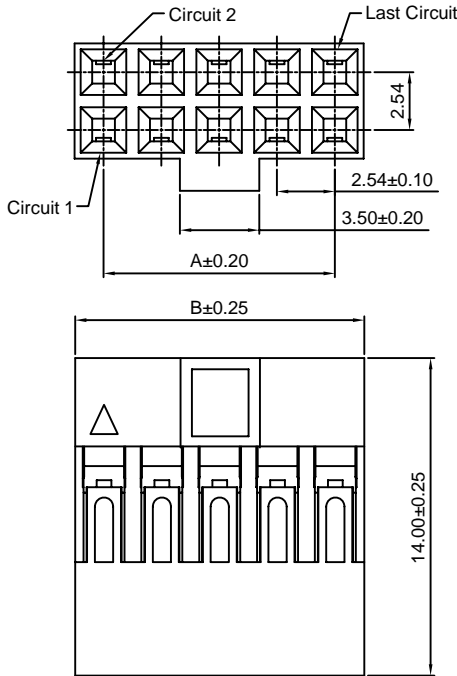
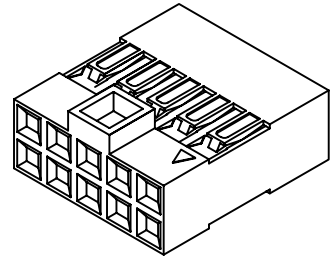
Unit: mm

A2541H-N-2xXP

2.54mm Pitch Dual Row Housing

Reference Informations:

- *Material:PBT15%GF,UL94V-0
- *Suitable CJT A2541-T series Terminal
- *Mates with CJT A2547WV-N,WR-N-2xXP series Dual row Wafer
- *Color:Black



Ordering Information:
A2541H-N-2xXP - ***
1 2

- 1.Part No.
- 2.Material:
(Blank):PBT,UL94V-0
6T: Nylon 6T,UL94V-0
GWT :Nylon 6T,UL94V-0 GWT 750°C

Ordering Information & Dimensions:

PART NO.	Dimensions		PART NO.	Dimensions	
	A	B		A	B
2x2P	2.54	5.08	2x22P	53.34	55.88
2x3P	5.08	7.62	2x23P	55.88	58.42
2x4P	7.62	10.16	2x24P	58.42	60.96
2x5P	10.16	12.70	2x25P	60.96	63.50
2x6P	12.70	15.24	2x26P	63.50	66.04
2x7P	15.24	17.78	2x27P	66.04	68.58
2x8P	17.78	20.32	2x28P	68.58	71.12
2x9P	20.32	22.86	2x29P	71.12	73.66
2x10P	22.86	25.40	2x30P	73.66	76.20
2x11P	25.40	27.94	2x31P	76.20	78.74
2x12P	27.94	30.48	2x32P	78.74	81.28
2x13P	30.48	33.02	2x33P	81.28	83.82
2x14P	33.02	35.56	2x34P	83.82	86.36
2x15P	35.56	38.10	2x35P	86.36	88.90
2x16P	38.10	40.64	2x36P	88.90	91.44
2x17P	40.64	43.18	2x37P	91.44	93.98
2x18P	43.18	45.72	2x38P	93.98	96.52
2x19P	45.72	48.26	2x39P	96.52	99.06
2x20P	48.26	50.80	2x40P	99.06	101.60
2x21P	50.80	53.34			

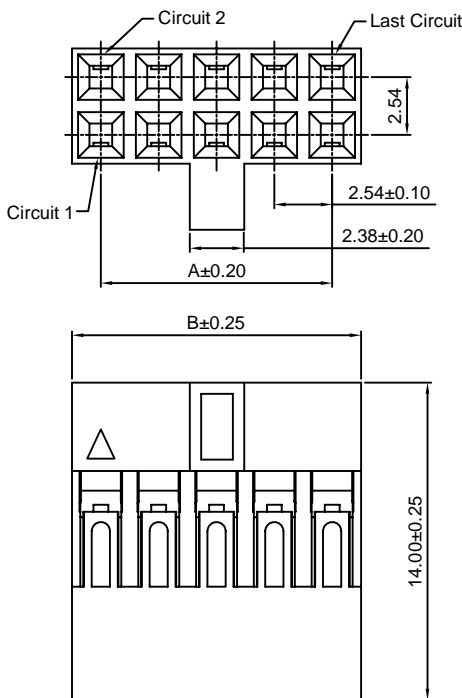
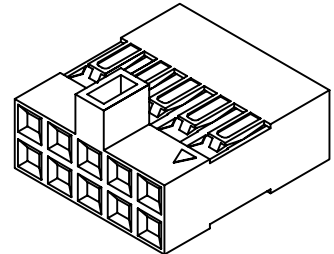
Unit: mm

A2541H-N-2xXP-2

2.54mm Pitch Dual Row Housing

Reference Informations:

- *Material:PBT15%GF,UL94V-0
- *Suitable CJT A2541-T series Terminal
- *Mates with CJT A2547WV-N,WR-N-2xXP series Dual row Wafer
- *Color:Black



Ordering Information:
A2541H-N-2xXP-2 - ***
1 2

- 1.Part No.
- 2.Material:
(Blank):PBT,UL94V-0
6T: Nylon 6T,UL94V-0
GWT :Nylon 6T,UL94V-0 GWT 750°C

Ordering Information & Dimensions:

PART NO.	Dimensions		PART NO.	Dimensions	
	A	B		A	B
2x2P	2.54	5.08	2x22P	53.34	55.88
2x3P	5.08	7.62	2x23P	55.88	58.42
2x4P	7.62	10.16	2x24P	58.42	60.96
2x5P	10.16	12.70	2x25P	60.96	63.50
2x6P	12.70	15.24	2x26P	63.50	66.04
2x7P	15.24	17.78	2x27P	66.04	68.58
2x8P	17.78	20.32	2x28P	68.58	71.12
2x9P	20.32	22.86	2x29P	71.12	73.66
2x10P	22.86	25.40	2x30P	73.66	76.20
2x11P	25.40	27.94	2x31P	76.20	78.74
2x12P	27.94	30.48	2x32P	78.74	81.28
2x13P	30.48	33.02	2x33P	81.28	83.82
2x14P	33.02	35.56	2x34P	83.82	86.36
2x15P	35.56	38.10	2x35P	86.36	88.90
2x16P	38.10	40.64	2x36P	88.90	91.44
2x17P	40.64	43.18	2x37P	91.44	93.98
2x18P	43.18	45.72	2x38P	93.98	96.52
2x19P	45.72	48.26	2x39P	96.52	99.06
2x20P	48.26	50.80	2x40P	99.06	101.60
2x21P	50.80	53.34			

Unit: mm

A2541WV-S-XP-A

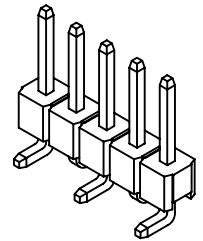
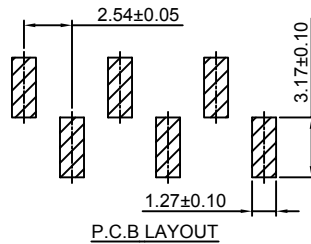
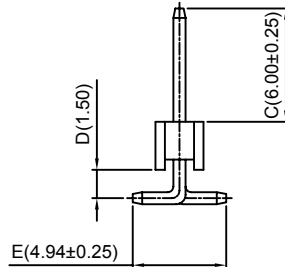
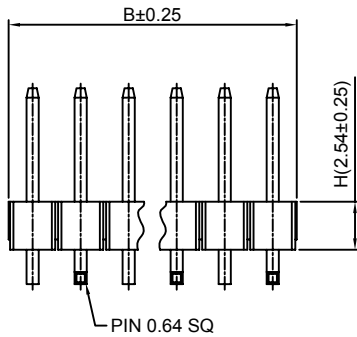
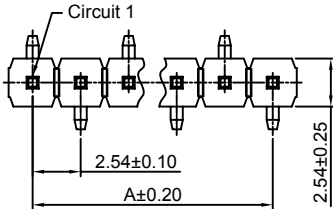
2.54mm Pitch 180° Single Row Pin Header-SMT A TYPE

Reference Informations:

- *Material: Pin: Brass/Gold over Nickel
Insulator: Nylon 6T, UL94V-0
- *Mates with CJT A2541H-XP, A2541H-N-XP, A2541H-N-XP-2 series Single row Housing
- *Optional Gold plating available but MOQ requested
- *Color: Black

Ordering Information:
A2541WV-S-XP-A - *** - *** - ***
1 2 3 4

- Part No.
- Size(H):
(blank): 2.54mm
H15: 1.50mm
H17: 1.70mm
H20: 2.00mm
H30: 3.00mm
- Material:
(blank): Nylon 6T, UL94V-0
GWT: Nylon 6T, UL94V-0, GWT 750°C
- Finish:
(blank): Gold-flash
G15: 15µin (0.38µm) MIN. Select Gold (Mating Area)
100µin (2.54µm) MIN. Select Tin
G30: 30µin (0.76µm) MIN. Select Gold (Mating Area)
100µin (2.54µm) MIN. Select Tin
I: Tin over Nickel



Ordering Information & Dimensions:

PART NO.	Dimensions		PART NO.	Dimensions	
	A	B		A	B
2P	2.54	5.08	22P	53.34	55.88
3P	5.08	7.62	23P	55.88	58.42
4P	7.62	10.16	24P	58.42	60.96
5P	10.16	12.70	25P	60.96	63.50
6P	12.70	15.24	26P	63.50	66.04
7P	15.24	17.78	27P	66.04	68.58
8P	17.78	20.32	28P	68.58	71.12
9P	20.32	22.86	29P	71.12	73.66
10P	22.86	25.40	30P	73.66	76.20
11P	25.40	27.94	31P	76.20	78.74
12P	27.94	30.48	32P	78.74	81.28
13P	30.48	33.02	33P	81.28	83.82
14P	33.02	35.56	34P	83.82	86.36
15P	35.56	38.10	35P	86.36	88.90
16P	38.10	40.64	36P	88.90	91.44
17P	40.64	43.18	37P	91.44	93.98
18P	43.18	45.72	38P	93.98	96.52
19P	45.72	48.26	39P	96.52	99.06
20P	48.26	50.80	40P	99.06	101.60
21P	50.80	53.34			

Unit: mm

A2541WV-S-XP-B

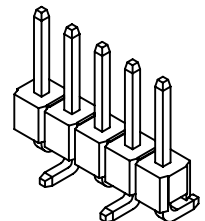
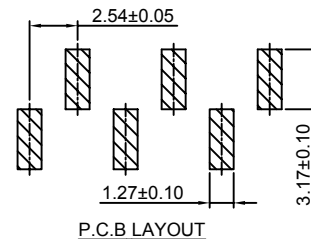
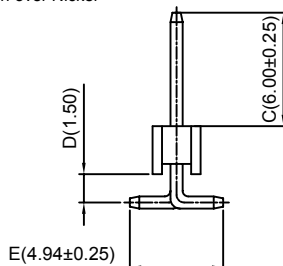
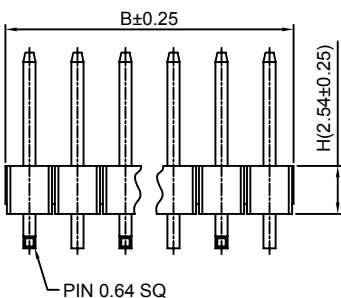
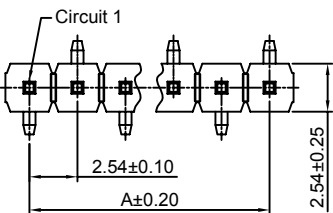
2.54mm Pitch 180° Single Row Pin Header-SMT B TYPE

Reference Informations:

- *Material: Pin: Brass/Gold over Nickel
Insulator: Nylon 6T, UL94V-0
- *Mates with CJT A2541H-XP, A2541H-N-XP, A2541H-N-XP-2 series Single row Housing
- *Optional Gold plating available but MOQ requested
- *Color: Black

Ordering Information:
A2541WV-S-XP-B - *** - *** - ***
1 2 3 4

- Part No.
- Size(H):
(blank): 2.54mm
H15: 1.50mm
H17: 1.70mm
H20: 2.00mm
H30: 3.00mm
- Material:
(blank): Nylon 6T, UL94V-0
GWT: Nylon 6T, UL94V-0, GWT 750°C
- Finish:
(blank): Gold-flash
G15: 15µin (0.38µm) MIN. Select Gold (Mating Area)
100µin (2.54µm) MIN. Select Tin
G30: 30µin (0.76µm) MIN. Select Gold (Mating Area)
100µin (2.54µm) MIN. Select Tin
I: Tin over Nickel



Ordering Information & Dimensions:

PART NO.	Dimensions		PART NO.	Dimensions	
	A	B		A	B
2P	2.54	5.08	22P	53.34	55.88
3P	5.08	7.62	23P	55.88	58.42
4P	7.62	10.16	24P	58.42	60.96
5P	10.16	12.70	25P	60.96	63.50
6P	12.70	15.24	26P	63.50	66.04
7P	15.24	17.78	27P	66.04	68.58
8P	17.78	20.32	28P	68.58	71.12
9P	20.32	22.86	29P	71.12	73.66
10P	22.86	25.40	30P	73.66	76.20
11P	25.40	27.94	31P	76.20	78.74
12P	27.94	30.48	32P	78.74	81.28
13P	30.48	33.02	33P	81.28	83.82
14P	33.02	35.56	34P	83.82	86.36
15P	35.56	38.10	35P	86.36	88.90
16P	38.10	40.64	36P	88.90	91.44
17P	40.64	43.18	37P	91.44	93.98
18P	43.18	45.72	38P	93.98	96.52
19P	45.72	48.26	39P	96.52	99.06
20P	48.26	50.80	40P	99.06	101.60
21P	50.80	53.34			

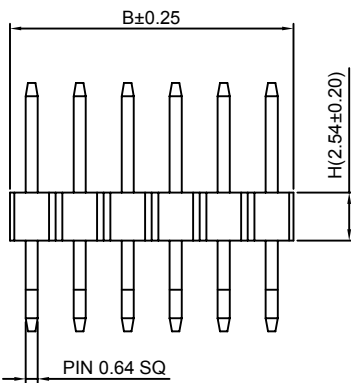
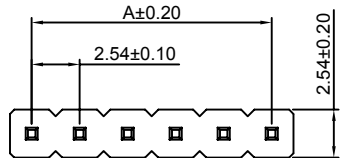
Unit: mm

A2541WR-S-XP

2.54mm Pitch 90° Single Row Pin Header - SMT TYPE

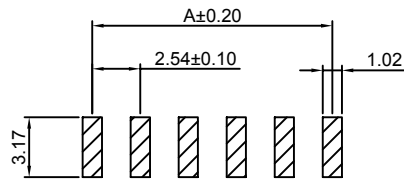
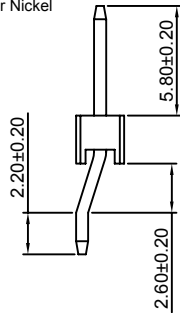
Reference Informations:

- *Material: Pin: Brass/Gold over Nickel
Insulator: Nylon 6T, UL94V-0
- *Mates with CJT A2541H-XP, A2541H-N-XP, A2541H-N-XP-2 series Single row Housing
- *Optional Gold plating available but MOQ requested
- *Color: Black



Ordering Information:
A2541WR-S-XP - *** - *** - ***

- Part No.
- Size(H):
(blank): 2.54mm
H15: 1.50mm
H17: 1.70mm
H20: 2.00mm
H30: 3.00mm
- Material:
(blank): Nylon 6T, UL94V-0
GWT: Nylon 6T, UL94V-0, GWT 750°C
- Finish:
(blank): Gold-flash
G15: 15µin (0.38µm) MIN. Select Gold (Mating Area)
100µin (2.54µm) MIN. Select Tin
G30: 30µin (0.76µm) MIN. Select Gold (Mating Area)
100µin (2.54µm) MIN. Select Tin
I: Tin over Nickel



P.C.B LAYOUT

Ordering Information & Dimensions:

PART NO.	Dimensions		PART NO.	Dimensions	
	A	B		A	B
2P	2.54	5.08	22P	53.34	55.88
3P	5.08	7.62	23P	55.88	58.42
4P	7.62	10.16	24P	58.42	60.96
5P	10.16	12.70	25P	60.96	63.50
6P	12.70	15.24	26P	63.50	66.04
7P	15.24	17.78	27P	66.04	68.58
8P	17.78	20.32	28P	68.58	71.12
9P	20.32	22.86	29P	71.12	73.66
10P	22.86	25.40	30P	73.66	76.20
11P	25.40	27.94	31P	76.20	78.74
12P	27.94	30.48	32P	78.74	81.28
13P	30.48	33.02	33P	81.28	83.82
14P	33.02	35.56	34P	83.82	86.36
15P	35.56	38.10	35P	86.36	88.90
16P	38.10	40.64	36P	88.90	91.44
17P	40.64	43.18	37P	91.44	93.98
18P	43.18	45.72	38P	93.98	96.52
19P	45.72	48.26	39P	96.52	99.06
20P	48.26	50.80	40P	99.06	101.60
21P	50.80	53.34			

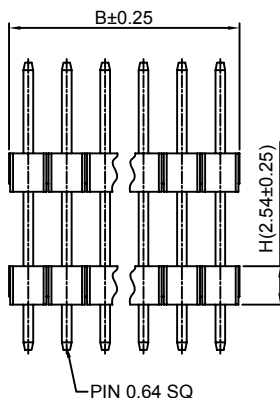
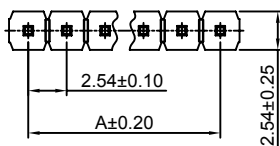
Unit: mm

A2541WVA-XP

2.54mm Pitch 180° Single Row Pin Header

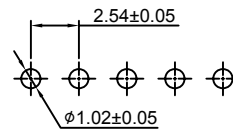
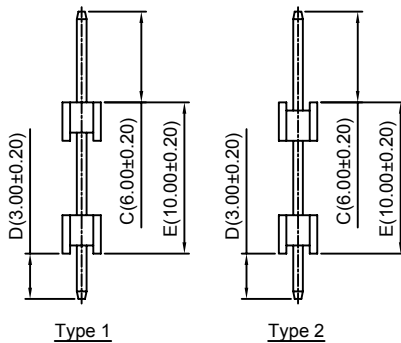
Reference Informations:

- *Material: Pin: Brass/Gold over Nickel
Insulator: PBT, UL94V-0
- *Mates with CJT A2541A2541H-XP, A2541H-N-XP, A2541H-N-XP-2 series Single row Housing
- *Optional Gold plating available but MOQ requested
- *Color: Black

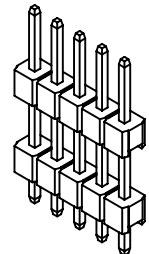


Ordering Information:
A2541WVA-XP - * - *** - *** - ***

- Part No.
- Style:
(blank): Type 1
R: Type 2
- Size(H):
(blank): 2.54mm
H15: 1.50mm
H17: 1.70mm
H20: 2.00mm
H30: 3.00mm
- Material:
(blank): PBT, UL94V-0
6T: Nylon 6T, UL94V-0
GWT: Nylon 6T, UL94V-0, GWT 750°C
- Finish:
(blank): Gold-flash
G15: 15µin (0.38µm) MIN. Select Gold (Mating Area)
100µin (2.54µm) MIN. Select Tin
G30: 30µin (0.76µm) MIN. Select Gold (Mating Area)
100µin (2.54µm) MIN. Select Tin
I: Tin over Nickel



P.C.B LAYOUT



Ordering Information & Dimensions:

PART NO.	Dimensions		PART NO.	Dimensions	
	A	B		A	B
1P	-----	2.54	21P	50.80	53.34
2P	2.54	5.08	22P	53.34	55.88
3P	5.08	7.62	23P	55.88	58.42
4P	7.62	10.16	24P	58.42	60.96
5P	10.16	12.70	25P	60.96	63.50
6P	12.70	15.24	26P	63.50	66.04
7P	15.24	17.78	27P	66.04	68.58
8P	17.78	20.32	28P	68.58	71.12
9P	20.32	22.86	29P	71.12	73.66
10P	22.86	25.40	30P	73.66	76.20
11P	25.40	27.94	31P	76.20	78.74
12P	27.94	30.48	32P	78.74	81.28
13P	30.48	33.02	33P	81.28	83.82
14P	33.02	35.56	34P	83.82	86.36
15P	35.56	38.10	35P	86.36	88.90
16P	38.10	40.64	36P	88.90	91.44
17P	40.64	43.18	37P	91.44	93.98
18P	43.18	45.72	38P	93.98	96.52
19P	45.72	48.26	39P	96.52	99.06
20P	48.26	50.80	40P	99.06	101.60

Unit: mm

A2541WRA-XP

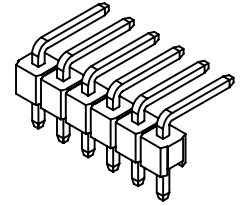
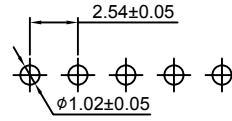
2.54mm Pitch 90° Single Row Pin Header

Reference Informations:

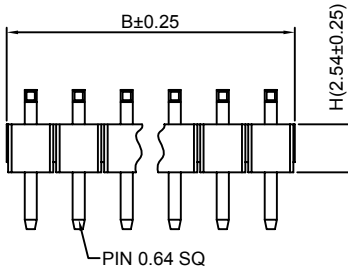
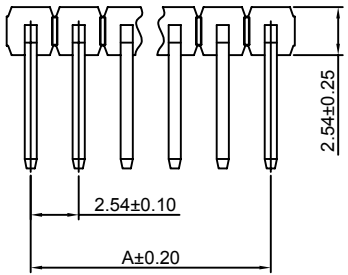
*Material:Pin:Brass/Gold over Nickel
Insulator:PBT,UL94V-0

*Mates with CJT A2541 series Single Row Housing
*Optional Gold plating available but MOQ requested

*Color:Black

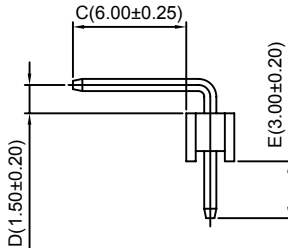


P.C.B LAYOUT



Ordering Information:
A2541WRA-XP - *** - *** - ***
1 2 3 4

- Part No.
- Size(H):
(blank): 2.54mm
H15: 1.50mm
H17: 1.70mm
H20: 2.00mm
H30: 3.00mm
- Material:
(blank): PBT,UL94V-0
6T: Nylon 6T,UL94V-0
GWT: Nylon 6T,UL94V-0,GWT 750°C
- Finish:
(blank): Gold-flash
G15: 15µin (0.38µm) MIN.Select Gold(Mating Area)
100µin (2.54µm) MIN.Select Tin
G30: 30µin (0.76µm) MIN.Select Gold(Mating Area)
100µin (2.54µm) MIN.Select Tin
T: Tin over Nickel



Ordering Information & Dimensions:

PART NO.	Dimensions		PART NO.	Dimensions	
	A	B		A	B
1P	-----	2.54	21P	50.80	53.34
2P	2.54	5.08	22P	53.34	55.88
3P	5.08	7.62	23P	55.88	58.42
4P	7.62	10.16	24P	58.42	60.96
5P	10.16	12.70	25P	60.96	63.50
6P	12.70	15.24	26P	63.50	66.04
7P	15.24	17.78	27P	66.04	68.58
8P	17.78	20.32	28P	68.58	71.12
9P	20.32	22.86	29P	71.12	73.66
10P	22.86	25.40	30P	73.66	76.20
11P	25.40	27.94	31P	76.20	78.74
12P	27.94	30.48	32P	78.74	81.28
13P	30.48	33.02	33P	81.28	83.82
14P	33.02	35.56	34P	83.82	86.36
15P	35.56	38.10	35P	86.36	88.90
16P	38.10	40.64	36P	88.90	91.44
17P	40.64	43.18	37P	91.44	93.98
18P	43.18	45.72	38P	93.98	96.52
19P	45.72	48.26	39P	96.52	99.06
20P	48.26	50.80	40P	99.06	101.60

Unit: mm

A2541WVB-XP

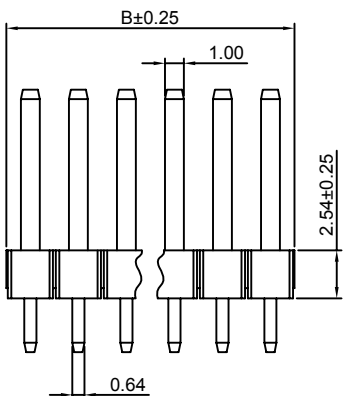
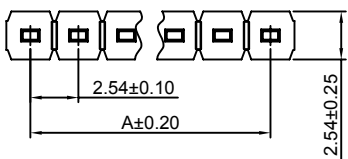
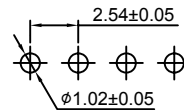
2.54mm Pitch 180° Single Row Pin Header

Reference Informations:

*Material:Pin:Brass/Gold over Nickel
Insulator:PBT,UL94V-0

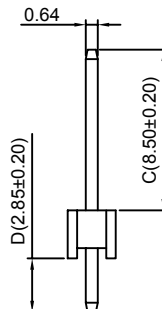
*Mates with CJT A2541 series Single Row Housing
*Optional Gold plating available but MOQ requested

*Color:Black



Ordering Information:
A2541WVB-XP - *** - ***
1 2 3

- Part No.
- Material:
(Blank):PBT,UL94V-0
6T: Nylon 6T,UL94V-0
GWT: Nylon 6T,UL94V-0,GWT 750°C
- Finish:
(blank):Gold-flash
G15: 15µin (0.38µm) MIN.Select Gold(Mating Area)
100µin (2.54µm) MIN.Select Tin
G30: 30µin (0.76µm) MIN.Select Gold(Mating Area)
100µin (2.54µm) MIN.Select Tin
T: Tin over Nickel



Ordering Information & Dimensions:

PART NO.	Dimensions		PART NO.	Dimensions	
	A	B		A	B
2P	2.54	5.08	22P	53.34	55.88
3P	5.08	7.62	23P	55.88	58.42
4P	7.62	10.16	24P	58.42	60.96
5P	10.16	12.70	25P	60.96	63.50
6P	12.70	15.24	26P	63.50	66.04
7P	15.24	17.78	27P	66.04	68.58
8P	17.78	20.32	28P	68.58	71.12
9P	20.32	22.86	29P	71.12	73.66
10P	22.86	25.40	30P	73.66	76.20
11P	25.40	27.94	31P	76.20	78.74
12P	27.94	30.48	32P	78.74	81.28
13P	30.48	33.02	33P	81.28	83.82
14P	33.02	35.56	34P	83.82	86.36
15P	35.56	38.10	35P	86.36	88.90
16P	38.10	40.64	36P	88.90	91.44
17P	40.64	43.18	37P	91.44	93.98
18P	43.18	45.72	38P	93.98	96.52
19P	45.72	48.26	39P	96.52	99.06
20P	48.26	50.80	40P	99.06	101.60
21P	50.80	53.34			

Unit: mm

A2541WRA-XP-D

2.54mm Pitch 90° Single Row Pin Header

Reference Informations:

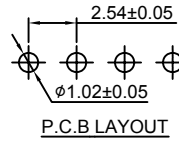
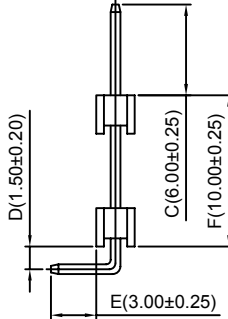
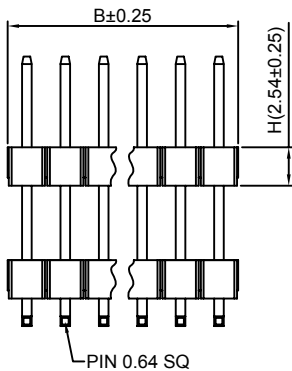
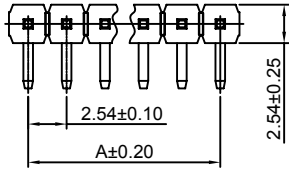
*Material:Pin:Brass/Gold over Nickel
Insulator:PBT,UL94V-0

*Mates with CJT A2541 series Single Row Housing
*Optional Gold plating available but MOQ requested

*Color:Black

Ordering Information:
A2541WRA-XP-D - *** - *** - ***
1 2 3 4

- Part No.
- Size(H):
(blank): 2.54mm
H15: 1.50mm
H17: 1.70mm
H20: 2.00mm
H30: 3.00mm
- Material:
(blank):PBT,UL94V-0
6T:Nylon 6T,UL94V-0
GWT:Nylon 6T,UL94V-0,GWT 750 °C
- Finish:
(blank):Gold-flash
G15:15µin (0.38µm) MIN.Select Gold(Mating Area)
100µin (2.54µm) MIN.Select Tin
G30:30µin (0.76µm) MIN.Select Gold(Mating Area)
100µin (2.54µm) MIN.Select Tin
T: Tin over Nickel



Ordering Information & Dimensions:

PART NO.	Dimensions		PART NO.	Dimensions	
	A	B		A	B
2P	2.54	5.08	22P	53.34	55.88
3P	5.08	7.62	23P	55.88	58.42
4P	7.62	10.16	24P	58.42	60.96
5P	10.16	12.70	25P	60.96	63.50
6P	12.70	15.24	26P	63.50	66.04
7P	15.24	17.78	27P	66.04	68.58
8P	17.78	20.32	28P	68.58	71.12
9P	20.32	22.86	29P	71.12	73.66
10P	22.86	25.40	30P	73.66	76.20
11P	25.40	27.94	31P	76.20	78.74
12P	27.94	30.48	32P	78.74	81.28
13P	30.48	33.02	33P	81.28	83.82
14P	33.02	35.56	34P	83.82	86.36
15P	35.56	38.10	35P	86.36	88.90
16P	38.10	40.64	36P	88.90	91.44
17P	40.64	43.18	37P	91.44	93.98
18P	43.18	45.72	38P	93.98	96.52
19P	45.72	48.26	39P	96.52	99.06
20P	48.26	50.80	40P	99.06	101.60
21P	50.80	53.34			

Unit: mm

A2541WVC-XP

2.54mm Pitch 180° Single Row Pin Header

Reference Informations:

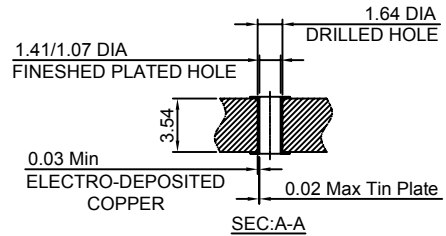
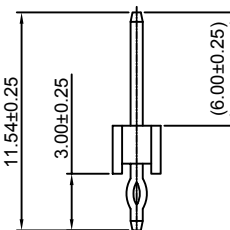
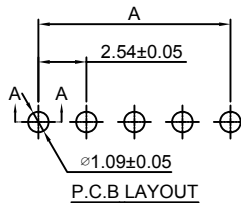
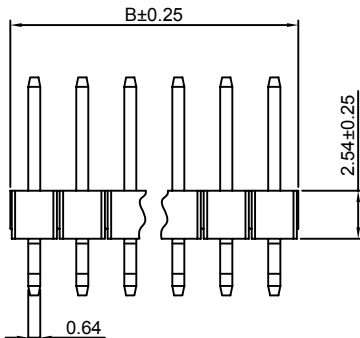
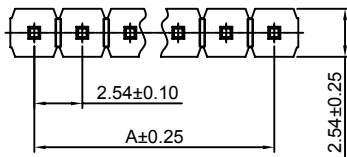
*Material:Pin:Brass/Gold over Nickel
Insulator:PBT 30%GF,UL94V-0

*Mates with CJT A2541series Single row Housing
*Optional Gold plating available but MOQ requested

*Color:Black

Ordering Information:
A2541WVC-XP - *** - ***
1 2 3

- Part No.
- Material:
(Blank):PBT,UL94V-0
6T:Nylon 6T,UL94V-0
GWT:Nylon 6T,UL94V-0,GWT 750 °C
- Finish:
(blank):Gold-flash
G15:15µin (0.38µm) MIN.Select Gold(Mating Area)
100µin (2.54µm) MIN.Select Tin
G30:30µin (0.76µm) MIN.Select Gold(Mating Area)
100µin (2.54µm) MIN.Select Tin
T: Tin over Nickel



Ordering Information & Dimensions:

PART NO.	Dimensions		PART NO.	Dimensions	
	A	B		A	B
2P	2.54	5.08	22P	53.34	55.88
3P	5.08	7.62	23P	55.88	58.42
4P	7.62	10.16	24P	58.42	60.96
5P	10.16	12.70	25P	60.96	63.50
6P	12.70	15.24	26P	63.50	66.04
7P	15.24	17.78	27P	66.04	68.58
8P	17.78	20.32	28P	68.58	71.12
9P	20.32	22.86	29P	71.12	73.66
10P	22.86	25.40	30P	73.66	76.20
11P	25.40	27.94	31P	76.20	78.74
12P	27.94	30.48	32P	78.74	81.28
13P	30.48	33.02	33P	81.28	83.82
14P	33.02	35.56	34P	83.82	86.36
15P	35.56	38.10	35P	86.36	88.90
16P	38.10	40.64	36P	88.90	91.44
17P	40.64	43.18	37P	91.44	93.98
18P	43.18	45.72	38P	93.98	96.52
19P	45.72	48.26	39P	96.52	99.06
20P	48.26	50.80	40P	99.06	101.60
21P	50.80	53.34			

Unit: mm

A2541WVA-S-XP-A

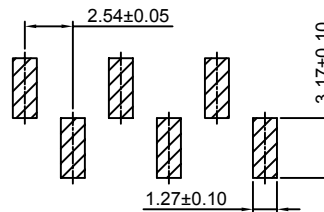
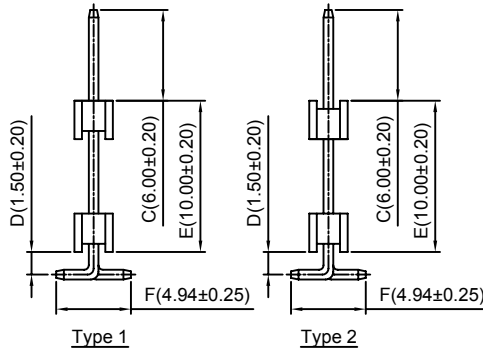
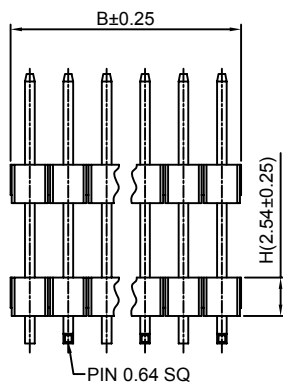
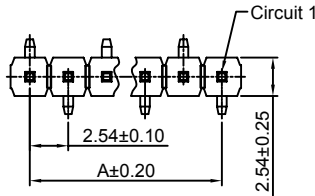
2.54mm Pitch 180° Single Row Pin Header-SMT A TYPE

Reference Informations:

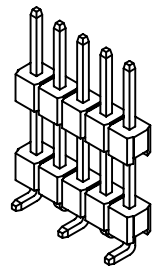
- *Material: Pin: Brass/Gold over Nickel
Insulator: Nylon 6T, UL94V-0
- *Mates with CJT A2541 series Single row Housing
- *Optional Gold plating available but MOQ requested
- *Color: Black

Ordering Information:
A2541WVA-S-XP-A - * - * - * - * - *
1 2 3 4 5

1. Part No.
2. Style: (blank): Type 1
R: Type 2
3. Size(H): (blank): 2.54mm
H15: 1.50mm
H17: 1.70mm
H20: 2.00mm
H30: 3.00mm
4. Material: (blank): Nylon 6T, UL94V-0
GWT: Nylon 6T, UL94V-0, GWT 750°C
5. Finish: (blank): Gold-flash
G15: 15µin (0.38µm) MIN. Select Gold(Mating Area)
100µin (2.54µm) MIN. Select Tin
G30: 30µin (0.76µm) MIN. Select Gold(Mating Area)
100µin (2.54µm) MIN. Select Tin
I: Tin over Nickel



P.C.B LAYOUT



Ordering Information & Dimensions:

PART NO.	Dimensions		PART NO.	Dimensions	
	A	B		A	B
2P	2.54	5.08	22P	53.34	55.88
3P	5.08	7.62	23P	55.88	58.42
4P	7.62	10.16	24P	58.42	60.96
5P	10.16	12.70	25P	60.96	63.50
6P	12.70	15.24	26P	63.50	66.04
7P	15.24	17.78	27P	66.04	68.58
8P	17.78	20.32	28P	68.58	71.12
9P	20.32	22.86	29P	71.12	73.66
10P	22.86	25.40	30P	73.66	76.20
11P	25.40	27.94	31P	76.20	78.74
12P	27.94	30.48	32P	78.74	81.28
13P	30.48	33.02	33P	81.28	83.82
14P	33.02	35.56	34P	83.82	86.36
15P	35.56	38.10	35P	86.36	88.90
16P	38.10	40.64	36P	88.90	91.44
17P	40.64	43.18	37P	91.44	93.98
18P	43.18	45.72	38P	93.98	96.52
19P	45.72	48.26	39P	96.52	99.06
20P	48.26	50.80	40P	99.06	101.60
21P	50.80	53.34			

Unit: mm

A2541WVA-S-XP-B

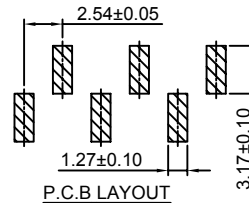
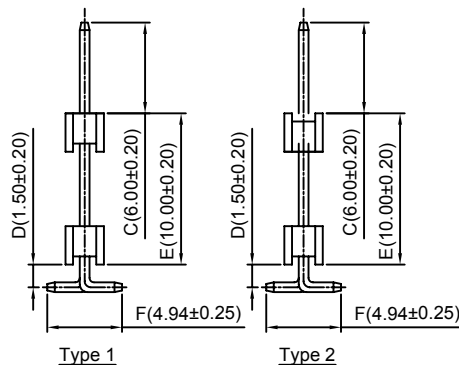
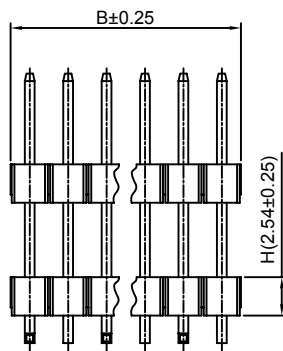
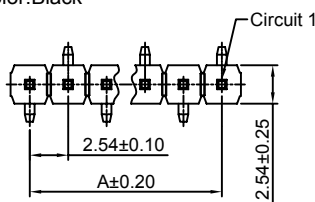
2.54mm Pitch 180° Single Row Pin Header-SMT B TYPE

Reference Informations:

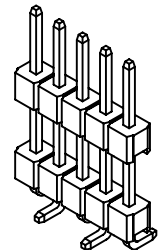
- *Material: Pin: Brass/Gold over Nickel
Insulator: Nylon 6T, UL94V-0
- *Mates with CJT A2541 series Single row Housing
- *Optional Gold plating available but MOQ requested
- *Color: Black

Ordering Information:
A2541WVA-S-XP-B - * - * - * - * - *
1 2 3 4 5

1. Part No.
2. Style: (blank): Type 1
R: Type 2
3. Size(H): (blank): 2.54mm
H15: 1.50mm
H17: 1.70mm
H20: 2.00mm
H30: 3.00mm
4. Material: (blank): Nylon 6T, UL94V-0
GWT: Nylon 6T, UL94V-0, GWT 750°C
5. Finish: (blank): Gold-flash
G15: 15µin (0.38µm) MIN. Select Gold(Mating Area)
100µin (2.54µm) MIN. Select Tin
G30: 30µin (0.76µm) MIN. Select Gold(Mating Area)
100µin (2.54µm) MIN. Select Tin
I: Tin over Nickel



P.C.B LAYOUT



Ordering Information & Dimensions:

PART NO.	Dimensions		PART NO.	Dimensions	
	A	B		A	B
2P	2.54	5.08	22P	53.34	55.88
3P	5.08	7.62	23P	55.88	58.42
4P	7.62	10.16	24P	58.42	60.96
5P	10.16	12.70	25P	60.96	63.50
6P	12.70	15.24	26P	63.50	66.04
7P	15.24	17.78	27P	66.04	68.58
8P	17.78	20.32	28P	68.58	71.12
9P	20.32	22.86	29P	71.12	73.66
10P	22.86	25.40	30P	73.66	76.20
11P	25.40	27.94	31P	76.20	78.74
12P	27.94	30.48	32P	78.74	81.28
13P	30.48	33.02	33P	81.28	83.82
14P	33.02	35.56	34P	83.82	86.36
15P	35.56	38.10	35P	86.36	88.90
16P	38.10	40.64	36P	88.90	91.44
17P	40.64	43.18	37P	91.44	93.98
18P	43.18	45.72	38P	93.98	96.52
19P	45.72	48.26	39P	96.52	99.06
20P	48.26	50.80	40P	99.06	101.60
21P	50.80	53.34			

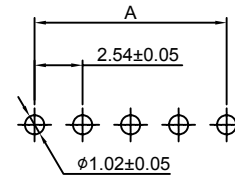
Unit: mm

A2541WRB-XP

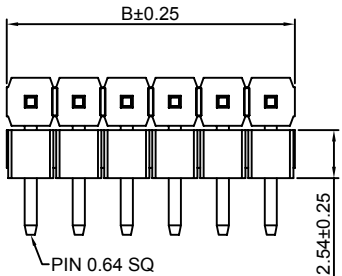
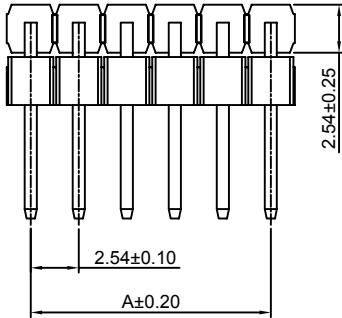
2.54mm Pitch 90° Single Row Pin Header

Reference Informations:

- *Material: Pin: Brass/Gold over Nickel
Insulator: PBT 30%GF, UL94V-0
- *Mates with CJT A2541 series Single Row Housing
- *Optional Gold plating available but MOQ requested
- *Color: Black



P.C.B LAYOUT



Ordering Information:
A2541WRB-XP - *** - ***
1 2 3

1. Part No.
2. Material:
(Blank): PBT, UL94V-0
6T: Nylon 6T, UL94V-0
GWT: Nylon 6T, UL94V-0, GWT 750°C
3. Finish:
(blank): Gold-flash
G15: 15µin (0.38µm) MIN. Select Gold (Mating Area)
100µin (2.54µm) MIN. Select Tin
G30: 30µin (0.76µm) MIN. Select Gold (Mating Area)
100µin (2.54µm) MIN. Select Tin
T: Tin over Nickel

Ordering Information & Dimensions:

PART NO.	Dimensions		PART NO.	Dimensions	
	A	B		A	B
1P	-----	2.54	21P	50.80	53.34
2P	2.54	5.08	22P	53.34	55.88
3P	5.08	7.62	23P	55.88	58.42
4P	7.62	10.16	24P	58.42	60.96
5P	10.16	12.70	25P	60.96	63.50
6P	12.70	15.24	26P	63.50	66.04
7P	15.24	17.78	27P	66.04	68.58
8P	17.78	20.32	28P	68.58	71.12
9P	20.32	22.86	29P	71.12	73.66
10P	22.86	25.40	30P	73.66	76.20
11P	25.40	27.94	31P	76.20	78.74
12P	27.94	30.48	32P	78.74	81.28
13P	30.48	33.02	33P	81.28	83.82
14P	33.02	35.56	34P	83.82	86.36
15P	35.56	38.10	35P	86.36	88.90
16P	38.10	40.64	36P	88.90	91.44
17P	40.64	43.18	37P	91.44	93.98
18P	43.18	45.72	38P	93.98	96.52
19P	45.72	48.26	39P	96.52	99.06
20P	48.26	50.80	40P	99.06	101.60

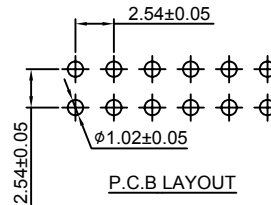
Unit: mm

A2541WRB-2xXP

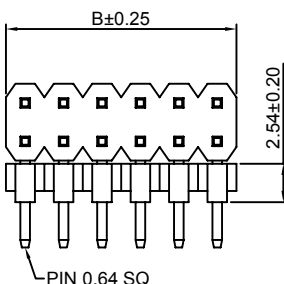
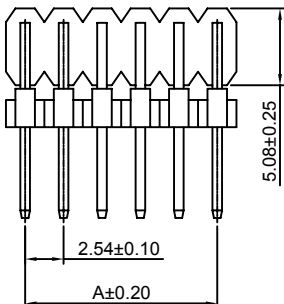
2.54mm Pitch 90° Dual Row Pin Header

Reference Informations:

- *Material: Pin: Brass/Gold over Nickel
Insulator: PBT 30%GF, UL94V-0
- *Mates with CJT A2541 series dual row Housing
- *Optional Gold plating available but MOQ requested
- *Color: Black



P.C.B LAYOUT



Ordering Information:
A2541WRB-2xXP - *** - ***
1 2 3

1. Part No.
2. Material:
(blank): PBT, UL94V-0
6T: Nylon 6T, UL94V-0
GWT: Nylon 6T, UL94V-0, GWT 750°C
3. Finish:
(blank): Gold-flash
G15: 15µin (0.38µm) MIN. Select Gold (Mating Area)
100µin (2.54µm) MIN. Select Tin
G30: 30µin (0.76µm) MIN. Select Gold (Mating Area)
100µin (2.54µm) MIN. Select Tin
T: Tin over Nickel

Ordering Information & Dimensions:

PART NO.	Dimensions		PART NO.	Dimensions	
	A	B		A	B
2x1P	-----	2.54	2x21P	50.80	53.34
2x2P	2.54	5.08	2x22P	53.34	55.88
2x3P	5.08	7.62	2x23P	55.88	58.42
2x4P	7.62	10.16	2x24P	58.42	60.96
2x5P	10.16	12.70	2x25P	60.96	63.50
2x6P	12.70	15.24	2x26P	63.50	66.04
2x7P	15.24	17.78	2x27P	66.04	68.58
2x8P	17.78	20.32	2x28P	68.58	71.12
2x9P	20.32	22.86	2x29P	71.12	73.66
2x10P	22.86	25.40	2x30P	73.66	76.20
2x11P	25.40	27.94	2x31P	76.20	78.74
2x12P	27.94	30.48	2x32P	78.74	81.28
2x13P	30.48	33.02	2x33P	81.28	83.82
2x14P	33.02	35.56	2x34P	83.82	86.36
2x15P	35.56	38.10	2x35P	86.36	88.90
2x16P	38.10	40.64	2x36P	88.90	91.44
2x17P	40.64	43.18	2x37P	91.44	93.98
2x18P	43.18	45.72	2x38P	93.98	96.52
2x19P	45.72	48.26	2x39P	96.52	99.06
2x20P	48.26	50.80	2x40P	99.06	101.60

Unit: mm

A2541WV-XP-H3

2.54mm Pitch 180° Single Row Pin Header

Reference Informations:

*Material:Pin:Brass/Gold over Nickel
Insulator: PBT,UL94V-0

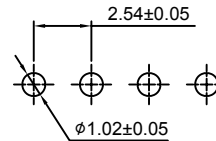
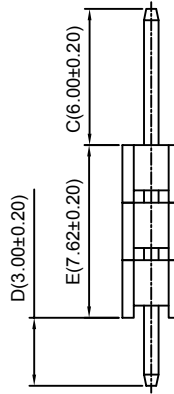
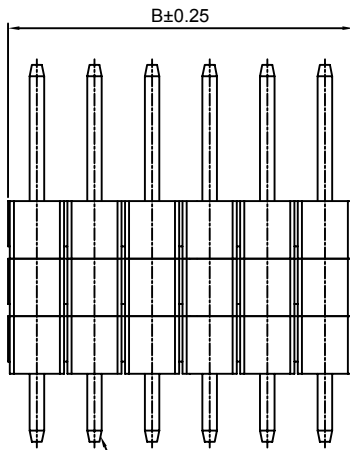
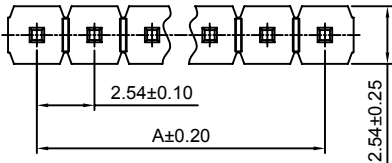
*Mates with CJT A2541 series Single Row Housing

*Optional Gold plating available but MOQ requested

*Color:Black

Ordering Information:
A2541WV-XP-H3 - *** - ***
1 2 3

- Part No.
- Material:
(Blank):PBT,UL94V-0
6T:Nylon 6T,UL94V-0
GWT:Nylon 6T,UL94V-0,GWT 750 °C
- Finish:
(blank): Gold-flash
G15:15µin (0.38µm) MIN.Select Gold(Mating Area)
100µin (2.54µm) MIN.Select Tin
G30:30µin (0.76µm) MIN.Select Gold(Mating Area)
100µin (2.54µm) MIN.Select Tin
T: Tin over Nickel



P.C.B LAYOUT

Ordering Information & Dimensions:

PART NO.	Dimensions		PART NO.	Dimensions	
	A	B		A	B
2P	2.54	5.08	22P	53.34	55.88
3P	5.08	7.62	23P	55.88	58.42
4P	7.62	10.16	24P	58.42	60.96
5P	10.16	12.70	25P	60.96	63.50
6P	12.70	15.24	26P	63.50	66.04
7P	15.24	17.78	27P	66.04	68.58
8P	17.78	20.32	28P	68.58	71.12
9P	20.32	22.86	29P	71.12	73.66
10P	22.86	25.40	30P	73.66	76.20
11P	25.40	27.94	31P	76.20	78.74
12P	27.94	30.48	32P	78.74	81.28
13P	30.48	33.02	33P	81.28	83.82
14P	33.02	35.56	34P	83.82	86.36
15P	35.56	38.10	35P	86.36	88.90
16P	38.10	40.64	36P	88.90	91.44
17P	40.64	43.18	37P	91.44	93.98
18P	43.18	45.72	38P	93.98	96.52
19P	45.72	48.26	39P	96.52	99.06
20P	48.26	50.80	40P	99.06	101.60
21P	50.80	53.34			

Unit: mm

A2541WV-XP-H4

2.54mm Pitch 180° Single Row Pin Header

Reference Informations:

*Material:Pin:Brass/Gold over Nickel
Insulator: PBT,UL94V-0

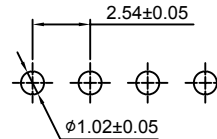
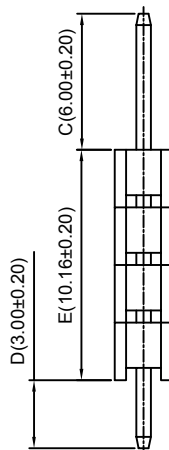
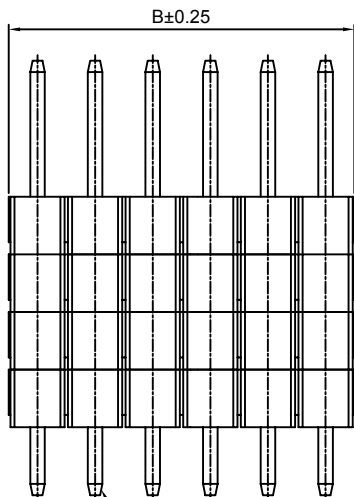
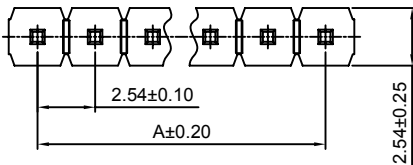
*Mates with CJT A2541 series Single Row Housing

*Optional Gold plating available but MOQ requested

*Color:Black

Ordering Information:
A2541WV-XP-H4 - *** - ***
1 2 3

- Part No.
- Material:
(Blank):PBT,UL94V-0
6T:Nylon 6T,UL94V-0
GWT:Nylon 6T,UL94V-0,GWT 750 °C
- Finish:
(blank): Gold-flash
G15:15µin (0.38µm) MIN.Select Gold(Mating Area)
100µin (2.54µm) MIN.Select Tin
G30:30µin (0.76µm) MIN.Select Gold(Mating Area)
100µin (2.54µm) MIN.Select Tin
T: Tin over Nickel



P.C.B LAYOUT

Ordering Information & Dimensions:

PART NO.	Dimensions		PART NO.	Dimensions	
	A	B		A	B
2P	2.54	5.08	22P	53.34	55.88
3P	5.08	7.62	23P	55.88	58.42
4P	7.62	10.16	24P	58.42	60.96
5P	10.16	12.70	25P	60.96	63.50
6P	12.70	15.24	26P	63.50	66.04
7P	15.24	17.78	27P	66.04	68.58
8P	17.78	20.32	28P	68.58	71.12
9P	20.32	22.86	29P	71.12	73.66
10P	22.86	25.40	30P	73.66	76.20
11P	25.40	27.94	31P	76.20	78.74
12P	27.94	30.48	32P	78.74	81.28
13P	30.48	33.02	33P	81.28	83.82
14P	33.02	35.56	34P	83.82	86.36
15P	35.56	38.10	35P	86.36	88.90
16P	38.10	40.64	36P	88.90	91.44
17P	40.64	43.18	37P	91.44	93.98
18P	43.18	45.72	38P	93.98	96.52
19P	45.72	48.26	39P	96.52	99.06
20P	48.26	50.80	40P	99.06	101.60
21P	50.80	53.34			

Unit: mm

A2541WV-2xXP

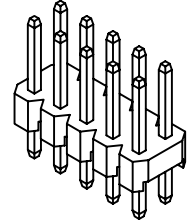
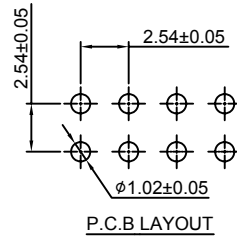
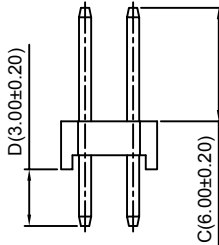
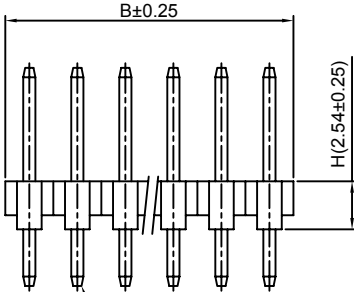
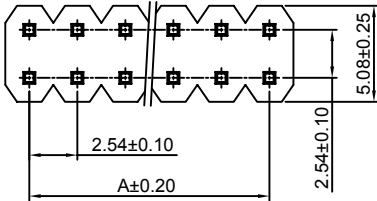
2.54mm Pitch 180° Dual Row Pin Header

Reference Informations:

- *Material: Pin: Brass/Gold over Nickel
Insulator: PBT30%GF, UL94V-0
- *Mates with CJT A2541 series dual row Housing
Optional Gold plating available but MOQ requested
- *Color: Black

Ordering Information:
A2541WV-2xXP - *** - *** - ***
1 2 3 4

- Part No.
- Size(H):
(blank): 2.54mm
H15: 1.50mm
H17: 1.70mm
H20: 2.00mm
H30: 3.00mm
- Material:
(blank): PBT, UL94V-0
6T: Nylon 6T, UL94V-0
GWT: Nylon 6T, UL94V-0, GWT 750°C
- Finish:
(blank): Gold-flash
G15: 15µin (0.38µm) MIN. Select Gold (Mating Area)
100µin (2.54µm) MIN. Select Tin
G30: 30µin (0.76µm) MIN. Select Gold (Mating Area)
100µin (2.54µm) MIN. Select Tin
T: Tin over Nickel



Ordering Information & Dimensions:

PART NO.	Dimensions		PART NO.	Dimensions	
	A	B		A	B
2x1P	-----	2.54	2x21P	50.80	53.34
2x2P	2.54	5.08	2x22P	53.34	55.88
2x3P	5.08	7.62	2x23P	55.88	58.42
2x4P	7.62	10.16	2x24P	58.42	60.96
2x5P	10.16	12.70	2x25P	60.96	63.50
2x6P	12.70	15.24	2x26P	63.50	66.04
2x7P	15.24	17.78	2x27P	66.04	68.58
2x8P	17.78	20.32	2x28P	68.58	71.12
2x9P	20.32	22.86	2x29P	71.12	73.66
2x10P	22.86	25.40	2x30P	73.66	76.20
2x11P	25.40	27.94	2x31P	76.20	78.74
2x12P	27.94	30.48	2x32P	78.74	81.28
2x13P	30.48	33.02	2x33P	81.28	83.82
2x14P	33.02	35.56	2x34P	83.82	86.36
2x15P	35.56	38.10	2x35P	86.36	88.90
2x16P	38.10	40.64	2x36P	88.90	91.44
2x17P	40.64	43.18	2x37P	91.44	93.98
2x18P	43.18	45.72	2x38P	93.98	96.52
2x19P	45.72	48.26	2x39P	96.52	99.06
2x20P	48.26	50.80	2x40P	99.06	101.60

Unit: mm

A2541WR-2xXP

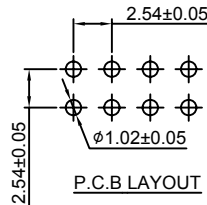
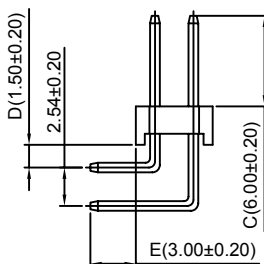
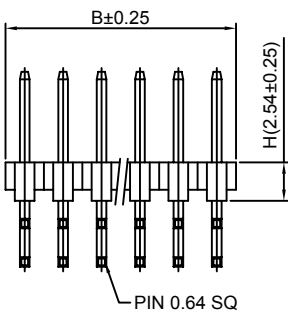
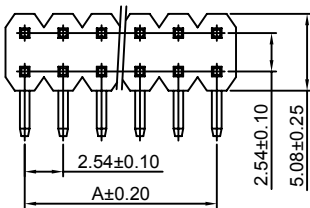
2.54mm Pitch 90° Dual Row Pin Header

Reference Informations:

- *Material: Pin: Brass/Gold over Nickel
Insulator: PBT30%GF, UL94V-0
- *Mates with CJT A2541 series dual row Housing
Optional Gold plating available but MOQ requested
- *Color: Black

Ordering Information:
A2541WR-2xXP - *** - *** - ***
1 2 3 4

- Part No.
- Size(H):
(blank): 2.54mm
H15: 1.50mm
H17: 1.70mm
H20: 2.00mm
H30: 3.00mm
- Material:
(blank): PBT, UL94V-0
6T: Nylon 6T, UL94V-0
GWT: Nylon 6T, UL94V-0, GWT 750°C
- Finish:
(blank): Gold-flash
G15: 15µin (0.38µm) MIN. Select Gold (Mating Area)
100µin (2.54µm) MIN. Select Tin
G30: 30µin (0.76µm) MIN. Select Gold (Mating Area)
100µin (2.54µm) MIN. Select Tin
T: Tin over Nickel



Ordering Information & Dimensions:

PART NO.	Dimensions		PART NO.	Dimensions	
	A	B		A	B
2x1P	-----	2.54	2x21P	50.80	53.34
2x2P	2.54	5.08	2x22P	53.34	55.88
2x3P	5.08	7.62	2x23P	55.88	58.42
2x4P	7.62	10.16	2x24P	58.42	60.96
2x5P	10.16	12.70	2x25P	60.96	63.50
2x6P	12.70	15.24	2x26P	63.50	66.04
2x7P	15.24	17.78	2x27P	66.04	68.58
2x8P	17.78	20.32	2x28P	68.58	71.12
2x9P	20.32	22.86	2x29P	71.12	73.66
2x10P	22.86	25.40	2x30P	73.66	76.20
2x11P	25.40	27.94	2x31P	76.20	78.74
2x12P	27.94	30.48	2x32P	78.74	81.28
2x13P	30.48	33.02	2x33P	81.28	83.82
2x14P	33.02	35.56	2x34P	83.82	86.36
2x15P	35.56	38.10	2x35P	86.36	88.90
2x16P	38.10	40.64	2x36P	88.90	91.44
2x17P	40.64	43.18	2x37P	91.44	93.98
2x18P	43.18	45.72	2x38P	93.98	96.52
2x19P	45.72	48.26	2x39P	96.52	99.06
2x20P	48.26	50.80	2x40P	99.06	101.60

Unit: mm

A2541WVA-2xXP — 2.54mm Pitch 180° Dual Row Pin Header

Reference Informations:

- *Material: Pin: Brass/Gold over Nickel
Insulator: PBT30%GF, UL94V-0
- *Mates with CJT A2541 series dual row Housing
Optional Gold plating available but MOQ requested
- *Color: Black

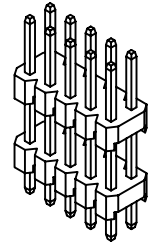
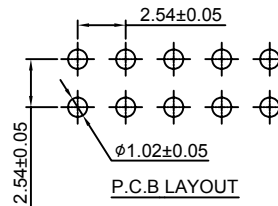
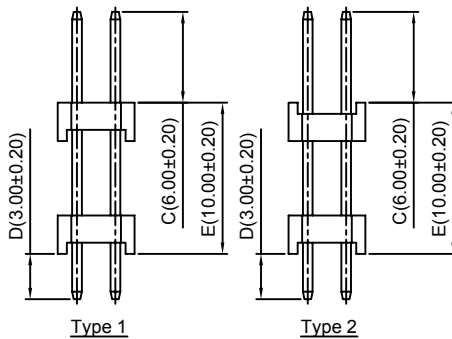
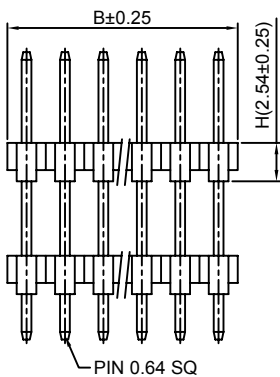
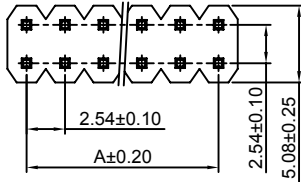
Ordering Information:
A2541WVA-2xXP - * - *** - *** - ***
1 2 3 4 5

1. Part No.
2. Style:
(blank): Type 1
R: Type 2

3. Size(H):
(blank): 2.54mm
H15: 1.50mm
H17: 1.70mm
H20: 2.00mm
H30: 3.00mm

4. Material:
(blank): PBT, UL94V-0
6T: Nylon 6T, UL94V-0
GWT: Nylon 6T, UL94V-0, GWT 750°C

5. Finish:
(blank): Gold-flash
G15: 15µm (0.38µm) MIN. Select Gold (Mating Area)
100µm (2.54µm) MIN. Select Tin
G30: 30µm (0.76µm) MIN. Select Gold (Mating Area)
100µm (2.54µm) MIN. Select Tin
T: Tin over Nickel



Ordering Information & Dimensions:

PART NO.	Dimensions		PART NO.	Dimensions	
	A	B		A	B
2x1P	----	2.54	2x21P	50.80	53.34
2x2P	2.54	5.08	2x22P	53.34	55.88
2x3P	5.08	7.62	2x23P	55.88	58.42
2x4P	7.62	10.16	2x24P	58.42	60.96
2x5P	10.16	12.70	2x25P	60.96	63.50
2x6P	12.70	15.24	2x26P	63.50	66.04
2x7P	15.24	17.78	2x27P	66.04	68.58
2x8P	17.78	20.32	2x28P	68.58	71.12
2x9P	20.32	22.86	2x29P	71.12	73.66
2x10P	22.86	25.40	2x30P	73.66	76.20
2x11P	25.40	27.94	2x31P	76.20	78.74
2x12P	27.94	30.48	2x32P	78.74	81.28
2x13P	30.48	33.02	2x33P	81.28	83.82
2x14P	33.02	35.56	2x34P	83.82	86.36
2x15P	35.56	38.10	2x35P	86.36	88.90
2x16P	38.10	40.64	2x36P	88.90	91.44
2x17P	40.64	43.18	2x37P	91.44	93.98
2x18P	43.18	45.72	2x38P	93.98	96.52
2x19P	45.72	48.26	2x39P	96.52	99.06
2x20P	48.26	50.80	2x40P	99.06	101.60

Unit: mm

A2541WRA-2xXP — 2.54mm Pitch 90° Dual Row Pin Header

Reference Informations:

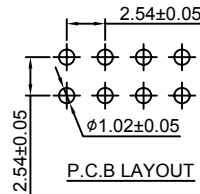
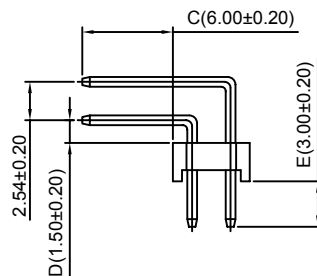
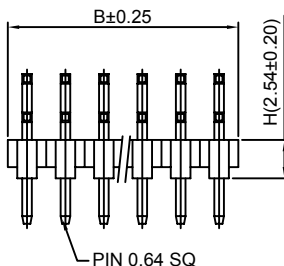
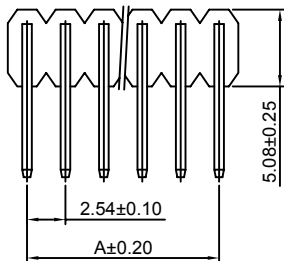
- *Material: Pin: Brass/Gold over Nickel
Insulator: PBT30%GF, UL94V-0
- *Mates with CJT A2541 series dual row Housing
Optional Gold plating available but MOQ requested
- *Color: Black

Ordering Information:
A2541WRA-2xXP - *** - *** - ***
1 2 3 4

1. Part No.
2. Size(H):
(blank): 2.54mm
H15: 1.50mm
H17: 1.70mm
H20: 2.00mm
H30: 3.00mm

3. Material:
(blank): PBT, UL94V-0
6T: Nylon 6T, UL94V-0
GWT: Nylon 6T, UL94V-0, GWT 750°C

4. Finish:
(blank): Gold-flash
G15: 15µm (0.38µm) MIN. Select Gold (Mating Area)
100µm (2.54µm) MIN. Select Tin
G30: 30µm (0.76µm) MIN. Select Gold (Mating Area)
100µm (2.54µm) MIN. Select Tin
T: Tin over Nickel



Ordering Information & Dimensions:

PART NO.	Dimensions		PART NO.	Dimensions	
	A	B		A	B
2x1P	----	2.54	2x21P	50.80	53.34
2x2P	2.54	5.08	2x22P	53.34	55.88
2x3P	5.08	7.62	2x23P	55.88	58.42
2x4P	7.62	10.16	2x24P	58.42	60.96
2x5P	10.16	12.70	2x25P	60.96	63.50
2x6P	12.70	15.24	2x26P	63.50	66.04
2x7P	15.24	17.78	2x27P	66.04	68.58
2x8P	17.78	20.32	2x28P	68.58	71.12
2x9P	20.32	22.86	2x29P	71.12	73.66
2x10P	22.86	25.40	2x30P	73.66	76.20
2x11P	25.40	27.94	2x31P	76.20	78.74
2x12P	27.94	30.48	2x32P	78.74	81.28
2x13P	30.48	33.02	2x33P	81.28	83.82
2x14P	33.02	35.56	2x34P	83.82	86.36
2x15P	35.56	38.10	2x35P	86.36	88.90
2x16P	38.10	40.64	2x36P	88.90	91.44
2x17P	40.64	43.18	2x37P	91.44	93.98
2x18P	43.18	45.72	2x38P	93.98	96.52
2x19P	45.72	48.26	2x39P	96.52	99.06
2x20P	48.26	50.80	2x40P	99.06	101.60

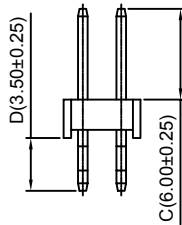
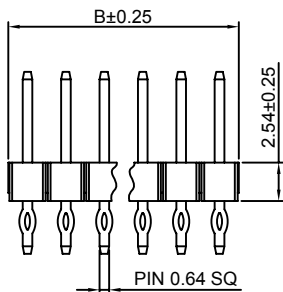
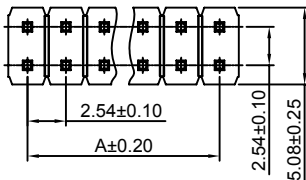
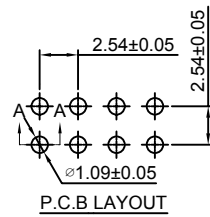
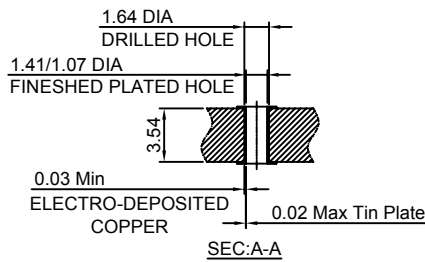
Unit: mm

A2541WVC-2xXP

2.54mm Pitch 180° Dual Row Pin Header

Reference Informations:

- *Material: Pin: Brass/Gold over Nickel
Insulator: PBT, UL94V-0
- *Mates with CJT A2541 series dual row Housing
Optional Gold plating available but MOQ requested
- *Color: Black



Ordering Information:

A2541WVC-2xXP - *** - ***
1 2 3

- Part No.
- Material:
(blank): PBT, UL94V-0
6T: Nylon 6T, UL94V-0
GWT: Nylon 6T, UL94V-0, GWT 750 °C
- Finish:
(blank): Gold-flash
G15: 15µin (0.38µm) MIN. Select Gold (Mating Area)
100µin (2.54µm) MIN. Select Tin
G30: 30µin (0.76µm) MIN. Select Gold (Mating Area)
100µin (2.54µm) MIN. Select Tin
T: Tin over Nickel

Ordering Information & Dimensions:

PART NO.	Dimensions		PART NO.	Dimensions	
	A	B		A	B
2x2P	2.54	5.08	2x22P	53.34	55.88
2x3P	5.08	7.62	2x23P	55.88	58.42
2x4P	7.62	10.16	2x24P	58.42	60.96
2x5P	10.16	12.70	2x25P	60.96	63.50
2x6P	12.70	15.24	2x26P	63.50	66.04
2x7P	15.24	17.78	2x27P	66.04	68.58
2x8P	17.78	20.32	2x28P	68.58	71.12
2x9P	20.32	22.86	2x29P	71.12	73.66
2x10P	22.86	25.40	2x30P	73.66	76.20
2x11P	25.40	27.94	2x31P	76.20	78.74
2x12P	27.94	30.48	2x32P	78.74	81.28
2x13P	30.48	33.02	2x33P	81.28	83.82
2x14P	33.02	35.56	2x34P	83.82	86.36
2x15P	35.56	38.10	2x35P	86.36	88.90
2x16P	38.10	40.64	2x36P	88.90	91.44
2x17P	40.64	43.18	2x37P	91.44	93.98
2x18P	43.18	45.72	2x38P	93.98	96.52
2x19P	45.72	48.26	2x39P	96.52	99.06
2x20P	48.26	50.80	2x40P	99.06	101.60
2x21P	50.80	53.34			

Unit: mm

A2541WV-S-2xXP

2.54mm Pitch 180° Dual Row Pin Header-SMT TYPE

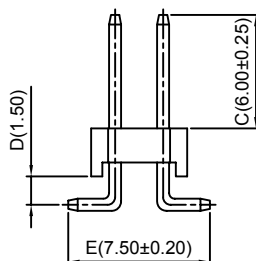
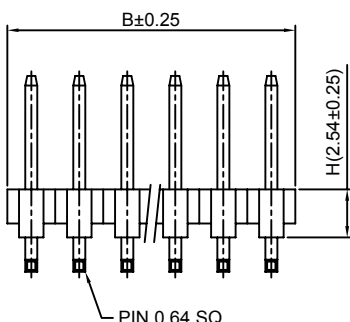
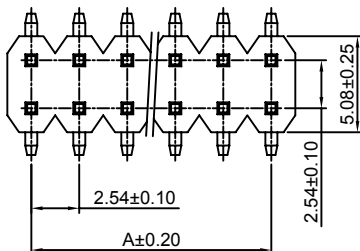
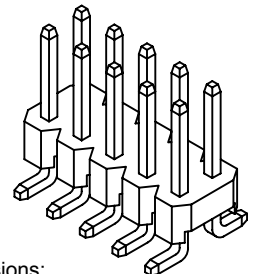
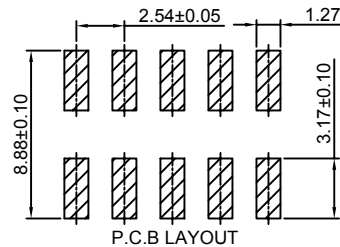
Reference Informations:

- *Material: Pin: Brass/Gold over Nickel
Insulator: Nylon 6T, UL94V-0
- *Mates with CJT A2541 series dual row Housing
Optional Gold plating available but MOQ requested
- *Color: Black

Ordering Information:

A2541WV-S-2xXP - *** - *** - ***
1 2 3 4

- Part No.
- Size (H):
(blank): 2.54mm
H15: 1.50mm
H17: 1.70mm
H20: 2.00mm
H30: 3.00mm
- Material:
(blank): Nylon 6T, UL94V-0
GWT: Nylon 6T, UL94V-0, GWT 750 °C
- Finish:
(blank): Gold-flash
G15: 15µin (0.38µm) MIN. Select Gold (Mating Area)
100µin (2.54µm) MIN. Select Tin
G30: 30µin (0.76µm) MIN. Select Gold (Mating Area)
100µin (2.54µm) MIN. Select Tin
T: Tin over Nickel



Ordering Information & Dimensions:

PART NO.	Dimensions		PART NO.	Dimensions	
	A	B		A	B
2x2P	2.54	5.08	2x22P	53.34	55.88
2x3P	5.08	7.62	2x23P	55.88	58.42
2x4P	7.62	10.16	2x24P	58.42	60.96
2x5P	10.16	12.70	2x25P	60.96	63.50
2x6P	12.70	15.24	2x26P	63.50	66.04
2x7P	15.24	17.78	2x27P	66.04	68.58
2x8P	17.78	20.32	2x28P	68.58	71.12
2x9P	20.32	22.86	2x29P	71.12	73.66
2x10P	22.86	25.40	2x30P	73.66	76.20
2x11P	25.40	27.94	2x31P	76.20	78.74
2x12P	27.94	30.48	2x32P	78.74	81.28
2x13P	30.48	33.02	2x33P	81.28	83.82
2x14P	33.02	35.56	2x34P	83.82	86.36
2x15P	35.56	38.10	2x35P	86.36	88.90
2x16P	38.10	40.64	2x36P	88.90	91.44
2x17P	40.64	43.18	2x37P	91.44	93.98
2x18P	43.18	45.72	2x38P	93.98	96.52
2x19P	45.72	48.26	2x39P	96.52	99.06
2x20P	48.26	50.80	2x40P	99.06	101.60
2x21P	50.80	53.34			

Unit: mm

A2541WR-S-2xXP

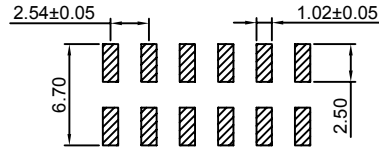
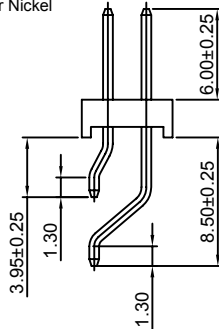
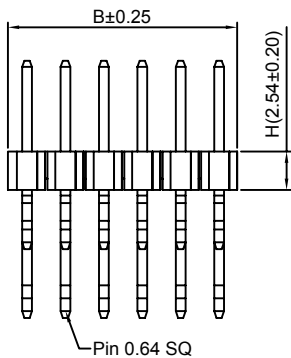
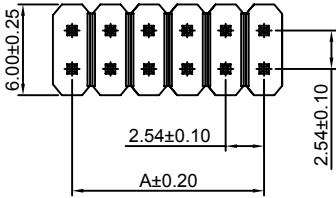
2.54mm Pitch 90° Dual Row Pin Header - SMT TYPE

Reference Informations:

- *Material: Pin: Brass/Gold over Nickel
Insulator: Nylon 6T, UL94V-0
- *Mates with CJT A2541 series dual row Housing
Optional Gold plating available but MOQ requested
- *Color: Black

Ordering Information:
A2541WR-S-2xXP - *** - *** - ***

- Part No.
- Size(H):
(blank): 2.54mm
H15: 1.50mm
H17: 1.70mm
H20: 2.00mm
H30: 3.00mm
- Material:
(blank): Nylon 6T, UL94V-0
GWT: Nylon 6T, UL94V-0, GWT 750°C
- Finish:
(blank): Gold-flash
G15: 15µm (0.38µm) MIN. Select Gold (Mating Area)
100µm (2.54µm) MIN. Select Tin
G30: 30µm (0.76µm) MIN. Select Gold (Mating Area)
100µm (2.54µm) MIN. Select Tin
T: Tin over Nickel



P.C.B LAYOUT

Ordering Information & Dimensions:

PART NO.	Dimensions		PART NO.	Dimensions	
	A	B		A	B
2x2P	2.54	5.08	2x22P	53.34	55.88
2x3P	5.08	7.62	2x23P	55.88	58.42
2x4P	7.62	10.16	2x24P	58.42	60.96
2x5P	10.16	12.70	2x25P	60.96	63.50
2x6P	12.70	15.24	2x26P	63.50	66.04
2x7P	15.24	17.78	2x27P	66.04	68.58
2x8P	17.78	20.32	2x28P	68.58	71.12
2x9P	20.32	22.86	2x29P	71.12	73.66
2x10P	22.86	25.40	2x30P	73.66	76.20
2x11P	25.40	27.94	2x31P	76.20	78.74
2x12P	27.94	30.48	2x32P	78.74	81.28
2x13P	30.48	33.02	2x33P	81.28	83.82
2x14P	33.02	35.56	2x34P	83.82	86.36
2x15P	35.56	38.10	2x35P	86.36	88.90
2x16P	38.10	40.64	2x36P	88.90	91.44
2x17P	40.64	43.18	2x37P	91.44	93.98
2x18P	43.18	45.72	2x38P	93.98	96.52
2x19P	45.72	48.26	2x39P	96.52	99.06
2x20P	48.26	50.80	2x40P	99.06	101.60
2x21P	50.80	53.34			

Unit: mm

A2541WV-S-F-2xXP

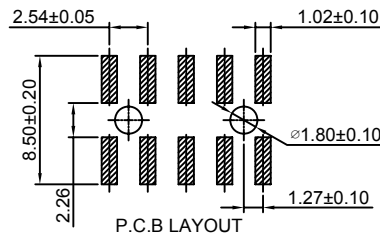
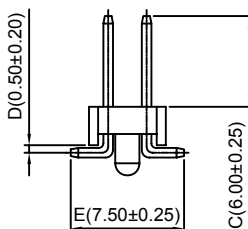
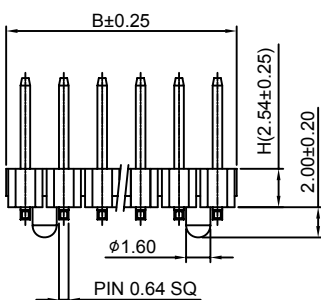
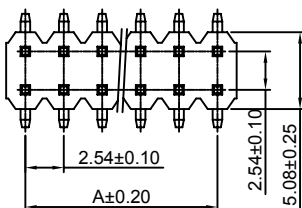
2.54mm Pitch 180° Dual Row Pin Header - SMT TYPE

Reference Informations:

- *Material: Pin: Brass/Gold over Nickel
Insulator: Nylon 6T, UL94V-0
- *Mates with CJT A2541 series dual row Housing
Optional Gold plating available but MOQ requested
- *Color: Black

Ordering Information:
A2541WV-S-F-2xXP - *** - *** - ***

- Part No.
- Size(H):
(blank): 2.54mm
H15: 1.50mm
H17: 1.70mm
H20: 2.00mm
H30: 3.00mm
- Material:
(blank): Nylon 6T, UL94V-0
GWT: Nylon 6T, UL94V-0, GWT 750°C
- Finish:
(blank): Gold-flash
G15: 15µm (0.38µm) MIN. Select Gold (Mating Area)
100µm (2.54µm) MIN. Select Tin
G30: 30µm (0.76µm) MIN. Select Gold (Mating Area)
100µm (2.54µm) MIN. Select Tin
T: Tin over Nickel



P.C.B LAYOUT

Ordering Information & Dimensions:

PART NO.	Dimensions		PART NO.	Dimensions	
	A	B		A	B
2x2P	2.54	5.08	2x22P	53.34	55.88
2x3P	5.08	7.62	2x23P	55.88	58.42
2x4P	7.62	10.16	2x24P	58.42	60.96
2x5P	10.16	12.70	2x25P	60.96	63.50
2x6P	12.70	15.24	2x26P	63.50	66.04
2x7P	15.24	17.78	2x27P	66.04	68.58
2x8P	17.78	20.32	2x28P	68.58	71.12
2x9P	20.32	22.86	2x29P	71.12	73.66
2x10P	22.86	25.40	2x30P	73.66	76.20
2x11P	25.40	27.94	2x31P	76.20	78.74
2x12P	27.94	30.48	2x32P	78.74	81.28
2x13P	30.48	33.02	2x33P	81.28	83.82
2x14P	33.02	35.56	2x34P	83.82	86.36
2x15P	35.56	38.10	2x35P	86.36	88.90
2x16P	38.10	40.64	2x36P	88.90	91.44
2x17P	40.64	43.18	2x37P	91.44	93.98
2x18P	43.18	45.72	2x38P	93.98	96.52
2x19P	45.72	48.26	2x39P	96.52	99.06
2x20P	48.26	50.80	2x40P	99.06	101.60
2x21P	50.80	53.34			

Unit: mm

A2541WR-S-F-2xXP

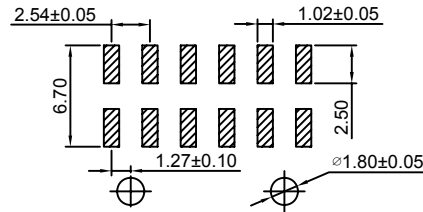
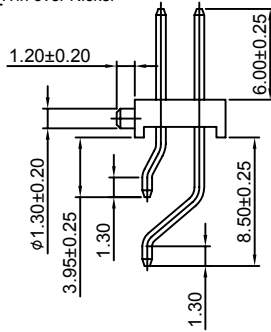
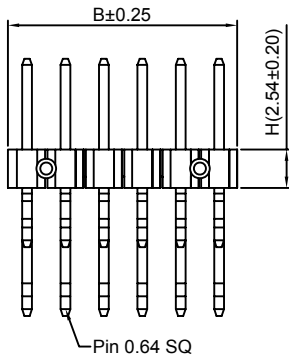
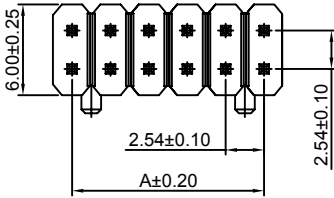
2.54mm Pitch 90° Dual Row Pin Header - SMT TYPE

Reference Informations:

- *Material: Pin: Brass/Gold over Nickel
Insulator: Nylon 6T, UL94V-0
- *Mates with CJT A2541 series dual row Housing
Optional Gold plating available but MOQ requested
- *Color: Black

Ordering Information:
A2541WR-S-F-2xXP - ^{***} - ^{***} - ^{***}
1 2 3 4

- Part No.
- Size(H):
(blank): 2.54mm
H15: 1.50mm
H17: 1.70mm
H20: 2.00mm
H30: 3.00mm
- Material:
(blank): Nylon 6T, UL94V-0
GWT: Nylon 6T, UL94V-0, GWT 750 °C
- Finish:
(blank): Gold-flash
G15: 15µin (0.38µm) MIN. Select Gold (Mating Area)
100µin (2.54µm) MIN. Select Tin
G30: 30µin (0.76µm) MIN. Select Gold (Mating Area)
100µin (2.54µm) MIN. Select Tin
T: Tin over Nickel



P.C.B LAYOUT

Ordering Information & Dimensions:

PART NO.	Dimensions		PART NO.	Dimensions	
	A	B		A	B
2x2P	2.54	5.08	2x22P	53.34	55.88
2x3P	5.08	7.62	2x23P	55.88	58.42
2x4P	7.62	10.16	2x24P	58.42	60.96
2x5P	10.16	12.70	2x25P	60.96	63.50
2x6P	12.70	15.24	2x26P	63.50	66.04
2x7P	15.24	17.78	2x27P	66.04	68.58
2x8P	17.78	20.32	2x28P	68.58	71.12
2x9P	20.32	22.86	2x29P	71.12	73.66
2x10P	22.86	25.40	2x30P	73.66	76.20
2x11P	25.40	27.94	2x31P	76.20	78.74
2x12P	27.94	30.48	2x32P	78.74	81.28
2x13P	30.48	33.02	2x33P	81.28	83.82
2x14P	33.02	35.56	2x34P	83.82	86.36
2x15P	35.56	38.10	2x35P	86.36	88.90
2x16P	38.10	40.64	2x36P	88.90	91.44
2x17P	40.64	43.18	2x37P	91.44	93.98
2x18P	43.18	45.72	2x38P	93.98	96.52
2x19P	45.72	48.26	2x39P	96.52	99.06
2x20P	48.26	50.80	2x40P	99.06	101.60
2x21P	50.80	53.34			

Unit: mm

A2541WVA-S-2xXP

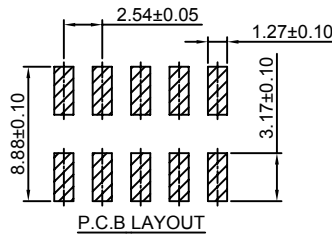
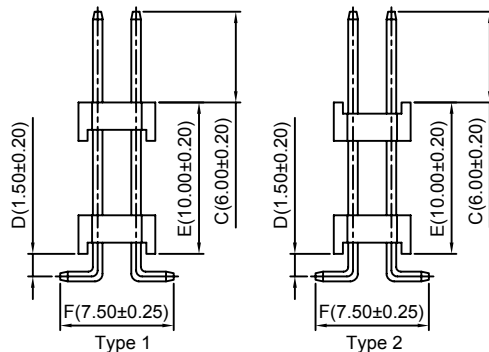
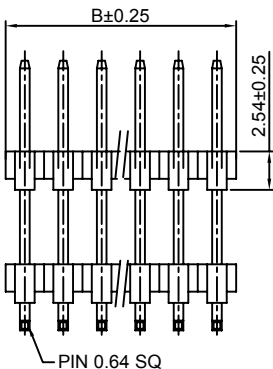
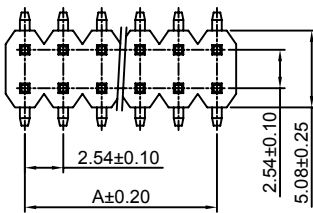
2.54mm Pitch 180° Dual Row Pin Header-SMT TYPE

Reference Informations:

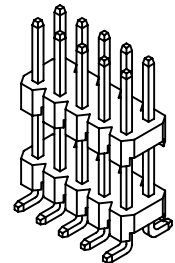
- *Material: Pin: Brass/Gold over Nickel
Insulator: Nylon 6T, UL94V-0
- *Mates with CJT A2541 series dual row Housing
Optional Gold plating available but MOQ requested
- *Color: Black

Ordering Information:
A2541WVA-S-2xXP - ^{*} - ^{***} - ^{***} - ^{***}
1 2 3 4 5

- Part No.
- Style:
(blank): Type 1
R: Type 2
- Size(H):
(blank): 2.54mm
H15: 1.50mm
H17: 1.70mm
H20: 2.00mm
H30: 3.00mm
- Material:
(blank): Nylon 6T, UL94V-0
GWT: Nylon 6T, UL94V-0, GWT 750 °C
- Finish:
(blank): Gold-flash
G15: 15µin (0.38µm) MIN. Select Gold (Mating Area)
100µin (2.54µm) MIN. Select Tin
G30: 30µin (0.76µm) MIN. Select Gold (Mating Area)
100µin (2.54µm) MIN. Select Tin
T: Tin over Nickel



P.C.B LAYOUT



Ordering Information & Dimensions:

PART NO.	Dimensions		PART NO.	Dimensions	
	A	B		A	B
2x2P	2.54	5.08	2x22P	53.34	55.88
2x3P	5.08	7.62	2x23P	55.88	58.42
2x4P	7.62	10.16	2x24P	58.42	60.96
2x5P	10.16	12.70	2x25P	60.96	63.50
2x6P	12.70	15.24	2x26P	63.50	66.04
2x7P	15.24	17.78	2x27P	66.04	68.58
2x8P	17.78	20.32	2x28P	68.58	71.12
2x9P	20.32	22.86	2x29P	71.12	73.66
2x10P	22.86	25.40	2x30P	73.66	76.20
2x11P	25.40	27.94	2x31P	76.20	78.74
2x12P	27.94	30.48	2x32P	78.74	81.28
2x13P	30.48	33.02	2x33P	81.28	83.82
2x14P	33.02	35.56	2x34P	83.82	86.36
2x15P	35.56	38.10	2x35P	86.36	88.90
2x16P	38.10	40.64	2x36P	88.90	91.44
2x17P	40.64	43.18	2x37P	91.44	93.98
2x18P	43.18	45.72	2x38P	93.98	96.52
2x19P	45.72	48.26	2x39P	96.52	99.06
2x20P	48.26	50.80	2x40P	99.06	101.60
2x21P	50.80	53.34			

Unit: mm

A2541WVA-S-F-2xXP

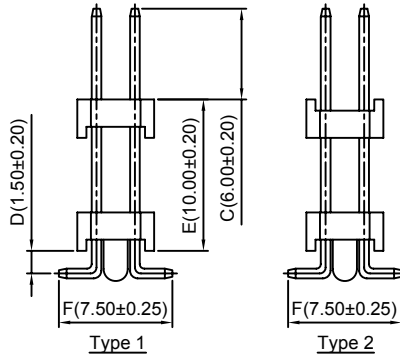
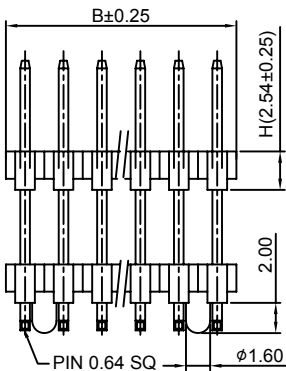
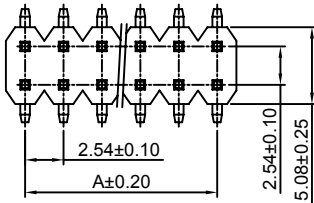
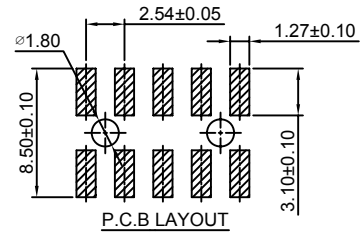
2.54mm Pitch 180° Daul Row Pin Header-SMT TYPE

Reference Informations:

- *Material: Pin: Brass/Gold over Nickel
Insulator: Nylon 6T, UL94V-0
- *Mates with CJT A2541 series dual row Housing
Optional Gold plating available but MOQ requested
- *Color: Black

Ordering Information:
A2541WVA-S-F-2xXP - $\frac{1}{2} - \frac{***}{3} - \frac{***}{4} - \frac{***}{5}$

- Part No.
- Style:
(blank): Type 1
R: Type 2
- Size(H):
(blank): 2.54mm
H15: 1.50mm
H17: 1.70mm
H20: 2.00mm
H30: 3.00mm
- Material:
(blank): Nylon 6T, UL94V-0
GWT: Nylon 6T, UL94V-0, GWT 750 °C
- Finish:
(blank): Gold-flash
G15: 15µm (0.38µm) MIN. Select Gold(Mating Area)
100µm (2.54µm) MIN. Select Tin
G30: 30µm (0.76µm) MIN. Select Gold(Mating Area)
100µm (2.54µm) MIN. Select Tin
T: Tin over Nickel



Ordering Information & Dimensions:

PART NO.	Dimensions		PART NO.	Dimensions	
	A	B		A	B
2x2P	2.54	5.08	2x22P	53.34	55.88
2x3P	5.08	7.62	2x23P	55.88	58.42
2x4P	7.62	10.16	2x24P	58.42	60.96
2x5P	10.16	12.70	2x25P	60.96	63.50
2x6P	12.70	15.24	2x26P	63.50	66.04
2x7P	15.24	17.78	2x27P	66.04	68.58
2x8P	17.78	20.32	2x28P	68.58	71.12
2x9P	20.32	22.86	2x29P	71.12	73.66
2x10P	22.86	25.40	2x30P	73.66	76.20
2x11P	25.40	27.94	2x31P	76.20	78.74
2x12P	27.94	30.48	2x32P	78.74	81.28
2x13P	30.48	33.02	2x33P	81.28	83.82
2x14P	33.02	35.56	2x34P	83.82	86.36
2x15P	35.56	38.10	2x35P	86.36	88.90
2x16P	38.10	40.64	2x36P	88.90	91.44
2x17P	40.64	43.18	2x37P	91.44	93.98
2x18P	43.18	45.72	2x38P	93.98	96.52
2x19P	45.72	48.26	2x39P	96.52	99.06
2x20P	48.26	50.80	2x40P	99.06	101.60
2x21P	50.80	53.34			

Unit: mm

A2541WV-2xXP-H43

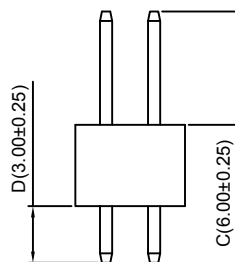
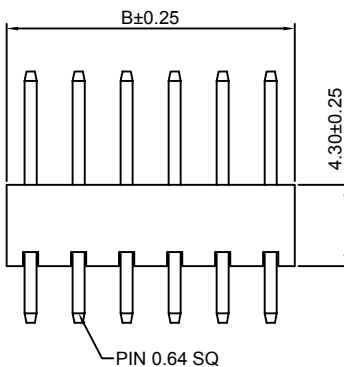
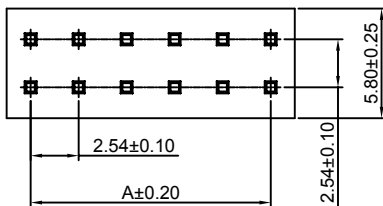
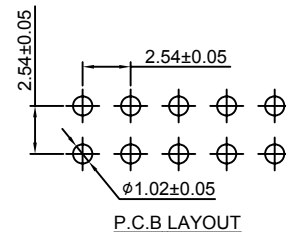
2.54mm Pitch 180° Daul Row Pin Header

Reference Informations:

- *Material: Pin: Brass/Gold over Nickel
Insulator: PBT, UL94V-0
- *Mates with CJT A2541 series dual row Housing
Optional Gold plating available but MOQ requested
- *Color: Black

Ordering Information:
A2541WV-2xXP-H43 - $\frac{***}{2} - \frac{***}{3}$

- Part No.
- Material:
(blank): PBT, UL94V-0
6T: Nylon 6T, UL94V-0
GWT: Nylon 6T, UL94V-0, GWT 750 °C
- Finish:
(blank): Gold-flash
G15: 15µm (0.38µm) MIN. Select Gold(Mating Area)
100µm (2.54µm) MIN. Select Tin
G30: 30µm (0.76µm) MIN. Select Gold(Mating Area)
100µm (2.54µm) MIN. Select Tin
T: Tin over Nickel



Ordering Information & Dimensions:

PART NO.	Dimensions		PART NO.	Dimensions	
	A	B		A	B
2x2P	2.54	5.08	2x22P	53.34	55.88
2x3P	5.08	7.62	2x23P	55.88	58.42
2x4P	7.62	10.16	2x24P	58.42	60.96
2x5P	10.16	12.70	2x25P	60.96	63.50
2x6P	12.70	15.24	2x26P	63.50	66.04
2x7P	15.24	17.78	2x27P	66.04	68.58
2x8P	17.78	20.32	2x28P	68.58	71.12
2x9P	20.32	22.86	2x29P	71.12	73.66
2x10P	22.86	25.40	2x30P	73.66	76.20
2x11P	25.40	27.94	2x31P	76.20	78.74
2x12P	27.94	30.48	2x32P	78.74	81.28
2x13P	30.48	33.02	2x33P	81.28	83.82
2x14P	33.02	35.56	2x34P	83.82	86.36
2x15P	35.56	38.10	2x35P	86.36	88.90
2x16P	38.10	40.64	2x36P	88.90	91.44
2x17P	40.64	43.18	2x37P	91.44	93.98
2x18P	43.18	45.72	2x38P	93.98	96.52
2x19P	45.72	48.26	2x39P	96.52	99.06
2x20P	48.26	50.80	2x40P	99.06	101.60
2x21P	50.80	53.34			

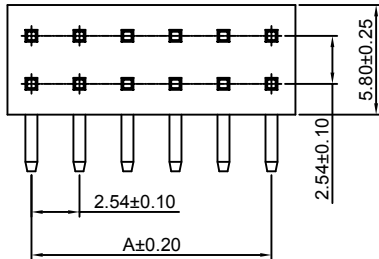
Unit: mm

A2541WR-2xXP-H43

2.54mm Pitch 90° Daul Row Pin Header

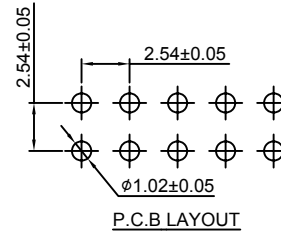
Reference Informations:

- *Material:Pin:Brass/Gold over Nickel
Insulator:PBT,UL94V-0
- *Mates with CJT A2541 series dual row Housing
Optional Gold plating available but MOQ requested
- *Color:Black



Ordering Information:
A2541WR-2xXP-H43 - *** - ***
1 2 3

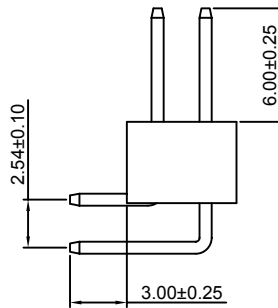
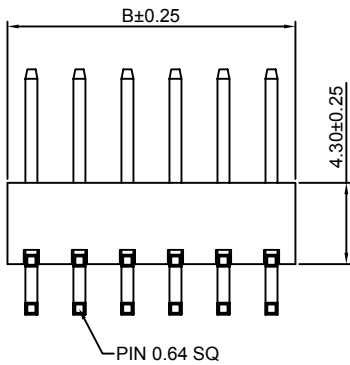
1.Part No.
2.Material:
(blank):PBT,UL94V-0
6T:Nylon 6T,UL94V-0
GWT:Nylon 6T,UL94V-0,GWT 750 °C
3.Finish:
(blank):Gold-flash
G15:15µin (0.38µm) MIN.Select Gold(Mating Area)
100µin (2.54µm) MIN.Select Tin
G30:30µin (0.76µm) MIN.Select Gold(Mating Area)
100µin (2.54µm) MIN.Select Tin
I:Tin over Nickel



Ordering Information & Dimensions:

PART NO.	Dimensions		PART NO.	Dimensions	
	A	B		A	B
2x2P	2.54	5.08	2x22P	53.34	55.88
2x3P	5.08	7.62	2x23P	55.88	58.42
2x4P	7.62	10.16	2x24P	58.42	60.96
2x5P	10.16	12.70	2x25P	60.96	63.50
2x6P	12.70	15.24	2x26P	63.50	66.04
2x7P	15.24	17.78	2x27P	66.04	68.58
2x8P	17.78	20.32	2x28P	68.58	71.12
2x9P	20.32	22.86	2x29P	71.12	73.66
2x10P	22.86	25.40	2x30P	73.66	76.20
2x11P	25.40	27.94	2x31P	76.20	78.74
2x12P	27.94	30.48	2x32P	78.74	81.28
2x13P	30.48	33.02	2x33P	81.28	83.82
2x14P	33.02	35.56	2x34P	83.82	86.36
2x15P	35.56	38.10	2x35P	86.36	88.90
2x16P	38.10	40.64	2x36P	88.90	91.44
2x17P	40.64	43.18	2x37P	91.44	93.98
2x18P	43.18	45.72	2x38P	93.98	96.52
2x19P	45.72	48.26	2x39P	96.52	99.06
2x20P	48.26	50.80	2x40P	99.06	101.60
2x21P	50.80	53.34			

Unit: mm

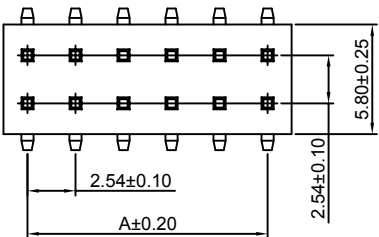


A2541WV-S-2xXP-H43

2.54mm Pitch 180° Daul Row Pin Header-SMT TYPE

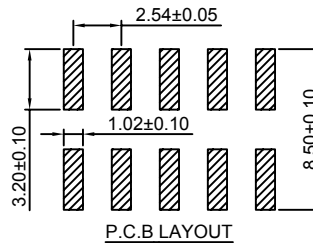
Reference Informations:

- *Material:Pin:Brass/Gold over Nickel
Insulator:Nylon 6T ,UL94V-0
- *Mates with CJT A2541 series dual row Housing
Optional Gold plating available but MOQ requested
- *Color:Black



Ordering Information:
A2541WV-S-2xXP-H43 - *** - ***
1 2 3

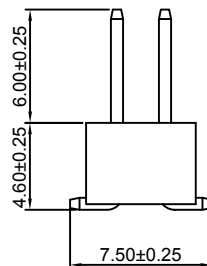
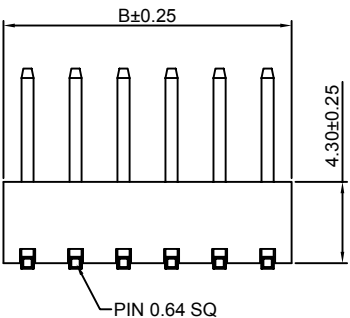
1.Part No.
2.Material:
(blank):PBT,UL94V-0
6T:Nylon 6T,UL94V-0
GWT:Nylon 6T,UL94V-0,GWT 750 °C
3.Finish:
(blank):Gold-flash
G15:15µin (0.38µm) MIN.Select Gold(Mating Area)
100µin (2.54µm) MIN.Select Tin
G30:30µin (0.76µm) MIN.Select Gold(Mating Area)
100µin (2.54µm) MIN.Select Tin
I:Tin over Nickel



Ordering Information & Dimensions:

PART NO.	Dimensions		PART NO.	Dimensions	
	A	B		A	B
2x2P	2.54	5.08	2x22P	53.34	55.88
2x3P	5.08	7.62	2x23P	55.88	58.42
2x4P	7.62	10.16	2x24P	58.42	60.96
2x5P	10.16	12.70	2x25P	60.96	63.50
2x6P	12.70	15.24	2x26P	63.50	66.04
2x7P	15.24	17.78	2x27P	66.04	68.58
2x8P	17.78	20.32	2x28P	68.58	71.12
2x9P	20.32	22.86	2x29P	71.12	73.66
2x10P	22.86	25.40	2x30P	73.66	76.20
2x11P	25.40	27.94	2x31P	76.20	78.74
2x12P	27.94	30.48	2x32P	78.74	81.28
2x13P	30.48	33.02	2x33P	81.28	83.82
2x14P	33.02	35.56	2x34P	83.82	86.36
2x15P	35.56	38.10	2x35P	86.36	88.90
2x16P	38.10	40.64	2x36P	88.90	91.44
2x17P	40.64	43.18	2x37P	91.44	93.98
2x18P	43.18	45.72	2x38P	93.98	96.52
2x19P	45.72	48.26	2x39P	96.52	99.06
2x20P	48.26	50.80	2x40P	99.06	101.60
2x21P	50.80	53.34			

Unit: mm



A2541WVA-2xXP-H

2.54mm Pitch 180° Daul Row Pin Header

Reference Informations:

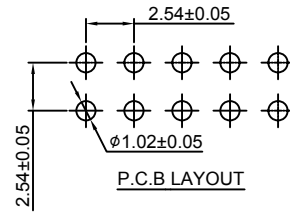
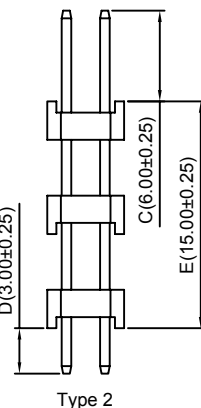
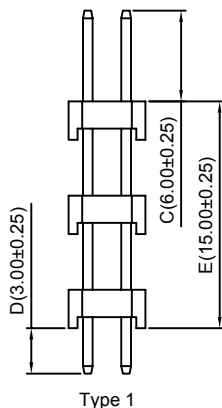
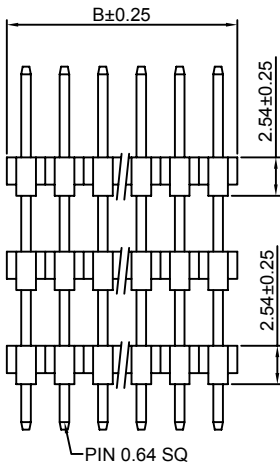
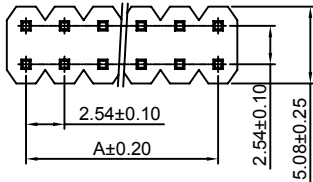
*Material: Pin: Brass/Gold over Nickel
Insulator: PBT, UL94V-0

*Mates with CJT A2541 series dual row Housing
Optional Gold plating available but MOQ requested

*Color: Black

Ordering Information:
A2541WVA-2xXP-H - ¹ - ² - ³ - ⁴

- Part No.
- Style:
(blank): Type 1
R: Type 2
- Material:
(blank): PBT, UL94V-0
6T: Nylon 6T, UL94V-0
GWT: Nylon 6T, UL94V-0, GWT 750 °C
- Finish:
(blank): Gold-flash
G15: 15µin (0.38µm) MIN. Select Gold (Mating Area)
100µin (2.54µm) MIN. Select Tin
G30: 30µin (0.76µm) MIN. Select Gold (Mating Area)
100µin (2.54µm) MIN. Select Tin
T: Tin over Nickel



Ordering Information & Dimensions:

PART NO.	Dimensions		PART NO.	Dimensions	
	A	B		A	B
2x2P	2.54	5.08	2x22P	53.34	55.88
2x3P	5.08	7.62	2x23P	55.88	58.42
2x4P	7.62	10.16	2x24P	58.42	60.96
2x5P	10.16	12.70	2x25P	60.96	63.50
2x6P	12.70	15.24	2x26P	63.50	66.04
2x7P	15.24	17.78	2x27P	66.04	68.58
2x8P	17.78	20.32	2x28P	68.58	71.12
2x9P	20.32	22.86	2x29P	71.12	73.66
2x10P	22.86	25.40	2x30P	73.66	76.20
2x11P	25.40	27.94	2x31P	76.20	78.74
2x12P	27.94	30.48	2x32P	78.74	81.28
2x13P	30.48	33.02	2x33P	81.28	83.82
2x14P	33.02	35.56	2x34P	83.82	86.36
2x15P	35.56	38.10	2x35P	86.36	88.90
2x16P	38.10	40.64	2x36P	88.90	91.44
2x17P	40.64	43.18	2x37P	91.44	93.98
2x18P	43.18	45.72	2x38P	93.98	96.52
2x19P	45.72	48.26	2x39P	96.52	99.06
2x20P	48.26	50.80	2x40P	99.06	101.60
2x21P	50.80	53.34			

Unit: mm

A2541WRA-2xXP-D

2.54mm Pitch 90° Daul Row Pin Header

Reference Informations:

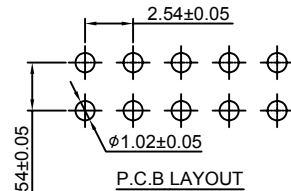
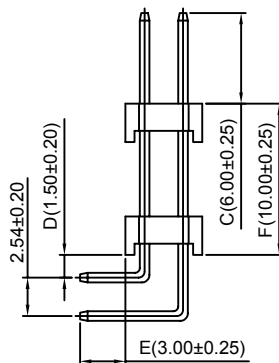
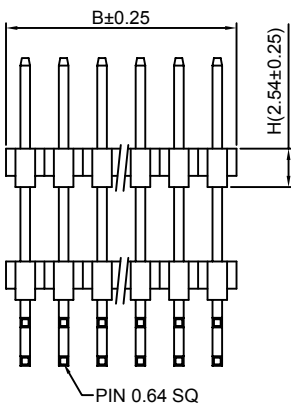
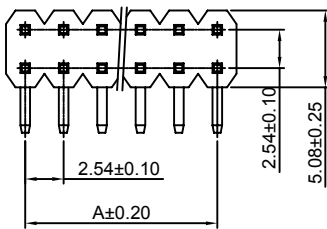
*Material: Pin: Brass/Gold over Nickel
Insulator: PBT, UL94V-0

*Mates with CJT A2541 series dual row Housing
Optional Gold plating available but MOQ requested

*Color: Black

Ordering Information:
A2541WRA-2xXP-D - ¹ - ² - ³ - ⁴

- Part No.
- Size (H):
(blank): 2.54mm
H15: 1.50mm
H17: 1.70mm
H20: 2.00mm
H30: 3.00mm
- Material:
(blank): PBT, UL94V-0
6T: Nylon 6T, UL94V-0
GWT: Nylon 6T, UL94V-0, GWT 750 °C
- Finish:
(blank): Gold-flash
G15: 15µin (0.38µm) MIN. Select Gold (Mating Area)
100µin (2.54µm) MIN. Select Tin
G30: 30µin (0.76µm) MIN. Select Gold (Mating Area)
100µin (2.54µm) MIN. Select Tin
T: Tin over Nickel



Ordering Information & Dimensions:

PART NO.	Dimensions		PART NO.	Dimensions	
	A	B		A	B
2x2P	2.54	5.08	2x22P	53.34	55.88
2x3P	5.08	7.62	2x23P	55.88	58.42
2x4P	7.62	10.16	2x24P	58.42	60.96
2x5P	10.16	12.70	2x25P	60.96	63.50
2x6P	12.70	15.24	2x26P	63.50	66.04
2x7P	15.24	17.78	2x27P	66.04	68.58
2x8P	17.78	20.32	2x28P	68.58	71.12
2x9P	20.32	22.86	2x29P	71.12	73.66
2x10P	22.86	25.40	2x30P	73.66	76.20
2x11P	25.40	27.94	2x31P	76.20	78.74
2x12P	27.94	30.48	2x32P	78.74	81.28
2x13P	30.48	33.02	2x33P	81.28	83.82
2x14P	33.02	35.56	2x34P	83.82	86.36
2x15P	35.56	38.10	2x35P	86.36	88.90
2x16P	38.10	40.64	2x36P	88.90	91.44
2x17P	40.64	43.18	2x37P	91.44	93.98
2x18P	43.18	45.72	2x38P	93.98	96.52
2x19P	45.72	48.26	2x39P	96.52	99.06
2x20P	48.26	50.80	2x40P	99.06	101.60
2x21P	50.80	53.34			

Unit: mm

A2541WV-3xXP

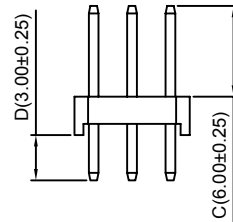
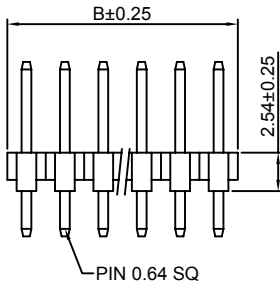
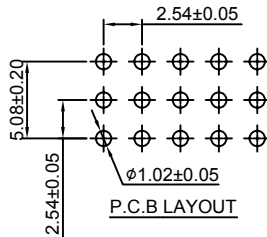
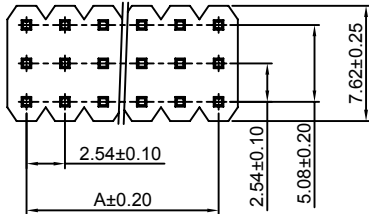
2.54mm Pitch 180° Triple Row Pin Header

Reference Informations:

- *Material: Pin: Brass/Gold over Nickel
Insulator: PBT, UL94V-0
- *Mates with CJT A2541 series triple row Female Header
- *Optional Gold plating available but MOQ requested
- *Color: Black

Ordering Information:
A2541WV-3xXP - *** - ***
 1 2 3

1. Part No.
 2. Material:
 (blank): PBT, UL94V-0
 6T: Nylon 6T, UL94V-0
 GWT: Nylon 6T, UL94V-0, GWT 750 °C
 3. Finish:
 (blank): Gold-flash
 G15: 15µin (0.38µm) MIN. Select Gold (Mating Area)
 100µin (2.54µm) MIN. Select Tin
 G30: 30µin (0.76µm) MIN. Select Gold (Mating Area)
 100µin (2.54µm) MIN. Select Tin
 T: Tin over Nickel



Ordering Information & Dimensions:

PART NO.	Dimensions		PART NO.	Dimensions	
	A	B		A	B
3x2P	2.54	5.08	3x22P	53.34	55.88
3x3P	5.08	7.62	3x23P	55.88	58.42
3x4P	7.62	10.16	3x24P	58.42	60.96
3x5P	10.16	12.70	3x25P	60.96	63.50
3x6P	12.70	15.24	3x26P	63.50	66.04
3x7P	15.24	17.78	3x27P	66.04	68.58
3x8P	17.78	20.32	3x28P	68.58	71.12
3x9P	20.32	22.86	3x29P	71.12	73.66
3x10P	22.86	25.40	3x30P	73.66	76.20
3x11P	25.40	27.94	3x31P	76.20	78.74
3x12P	27.94	30.48	3x32P	78.74	81.28
3x13P	30.48	33.02	3x33P	81.28	83.82
3x14P	33.02	35.56	3x34P	83.82	86.36
3x15P	35.56	38.10	3x35P	86.36	88.90
3x16P	38.10	40.64	3x36P	88.90	91.44
3x17P	40.64	43.18	3x37P	91.44	93.98
3x18P	43.18	45.72	3x38P	93.98	96.52
3x19P	45.72	48.26	3x39P	96.52	99.06
3x20P	48.26	50.80	3x40P	99.06	101.60
3x21P	50.80	53.34			

Unit: mm

A2541WR-3xXP

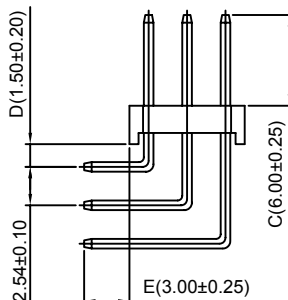
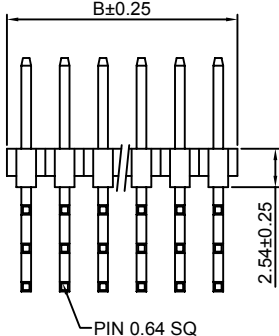
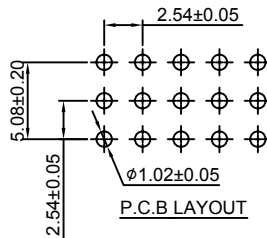
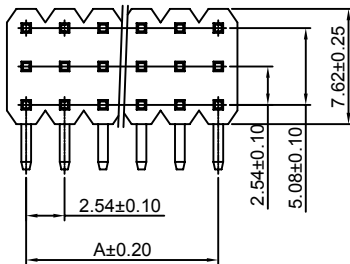
2.54mm Pitch 90° Triple Row Pin Header

Reference Informations:

- *Material: Pin: Brass/Gold over Nickel
Insulator: PBT, UL94V-0
- *Mates with CJT A2541 series triple row Female Header
- *Optional Gold plating available but MOQ requested
- *Color: Black

Ordering Information:
A2541WR-3xXP - *** - ***
 1 2 3

1. Part No.
 2. Material:
 (blank): PBT, UL94V-0
 6T: Nylon 6T, UL94V-0
 GWT: Nylon 6T, UL94V-0, GWT 750 °C
 3. Finish:
 (blank): Gold-flash
 G15: 15µin (0.38µm) MIN. Select Gold (Mating Area)
 100µin (2.54µm) MIN. Select Tin
 G30: 30µin (0.76µm) MIN. Select Gold (Mating Area)
 100µin (2.54µm) MIN. Select Tin
 T: Tin over Nickel



Ordering Information & Dimensions:

PART NO.	Dimensions		PART NO.	Dimensions	
	A	B		A	B
3x2P	2.54	5.08	3x22P	53.34	55.88
3x3P	5.08	7.62	3x23P	55.88	58.42
3x4P	7.62	10.16	3x24P	58.42	60.96
3x5P	10.16	12.70	3x25P	60.96	63.50
3x6P	12.70	15.24	3x26P	63.50	66.04
3x7P	15.24	17.78	3x27P	66.04	68.58
3x8P	17.78	20.32	3x28P	68.58	71.12
3x9P	20.32	22.86	3x29P	71.12	73.66
3x10P	22.86	25.40	3x30P	73.66	76.20
3x11P	25.40	27.94	3x31P	76.20	78.74
3x12P	27.94	30.48	3x32P	78.74	81.28
3x13P	30.48	33.02	3x33P	81.28	83.82
3x14P	33.02	35.56	3x34P	83.82	86.36
3x15P	35.56	38.10	3x35P	86.36	88.90
3x16P	38.10	40.64	3x36P	88.90	91.44
3x17P	40.64	43.18	3x37P	91.44	93.98
3x18P	43.18	45.72	3x38P	93.98	96.52
3x19P	45.72	48.26	3x39P	96.52	99.06
3x20P	48.26	50.80	3x40P	99.06	101.60
3x21P	50.80	53.34			

Unit: mm

A2541WVA-3xXP

2.54mm Pitch 180° Triple Row Pin Header

Reference Informations:

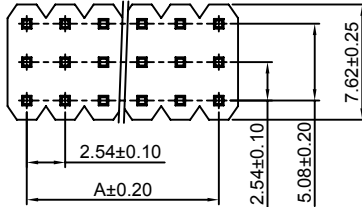
*Material: Pin: Brass/Gold over Nickel
Insulator: PBT, UL94V-0

*Mates with CJT A2541 series triple row Female Header

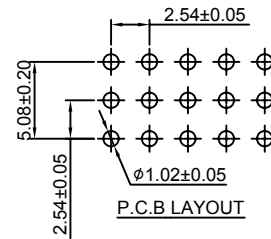
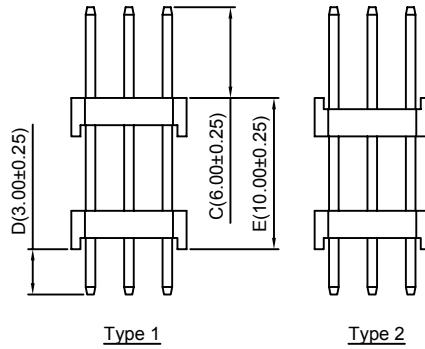
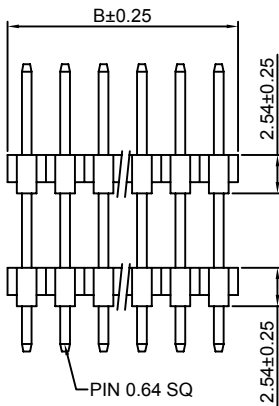
*Optional Gold plating available but MOQ requested

*Color: Black

Ordering Information:
A2541WVA-3xXP - * - *** - ***
1 2 3 4



1. Part No.
2. Style:
(blank): Type 1
R: Type 2
3. Material:
(blank): PBT, UL94V-0
6T: Nylon 6T, UL94V-0
GWT: Nylon 6T, UL94V-0, GWT 750 °C
4. Finish:
(blank): Gold-flash
G15: 15µin (0.38µm) MIN. Select Gold (Mating Area)
100µin (2.54µm) MIN. Select Tin
G30: 30µin (0.76µm) MIN. Select Gold (Mating Area)
100µin (2.54µm) MIN. Select Tin
I: Tin over Nickel



Ordering Information & Dimensions:

PART NO.	Dimensions		PART NO.	Dimensions	
	A	B		A	B
3x2P	2.54	5.08	3x22P	53.34	55.88
3x3P	5.08	7.62	3x23P	55.88	58.42
3x4P	7.62	10.16	3x24P	58.42	60.96
3x5P	10.16	12.70	3x25P	60.96	63.50
3x6P	12.70	15.24	3x26P	63.50	66.04
3x7P	15.24	17.78	3x27P	66.04	68.58
3x8P	17.78	20.32	3x28P	68.58	71.12
3x9P	20.32	22.86	3x29P	71.12	73.66
3x10P	22.86	25.40	3x30P	73.66	76.20
3x11P	25.40	27.94	3x31P	76.20	78.74
3x12P	27.94	30.48	3x32P	78.74	81.28
3x13P	30.48	33.02	3x33P	81.28	83.82
3x14P	33.02	35.56	3x34P	83.82	86.36
3x15P	35.56	38.10	3x35P	86.36	88.90
3x16P	38.10	40.64	3x36P	88.90	91.44
3x17P	40.64	43.18	3x37P	91.44	93.98
3x18P	43.18	45.72	3x38P	93.98	96.52
3x19P	45.72	48.26	3x39P	96.52	99.06
3x20P	48.26	50.80	3x40P	99.06	101.60
3x21P	50.80	53.34			

Unit: mm

A2541HWV-XP

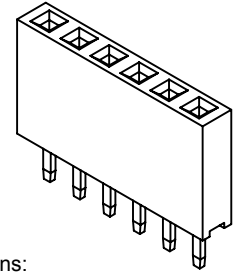
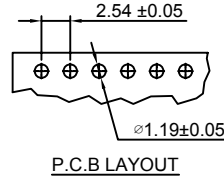
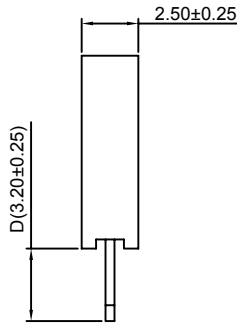
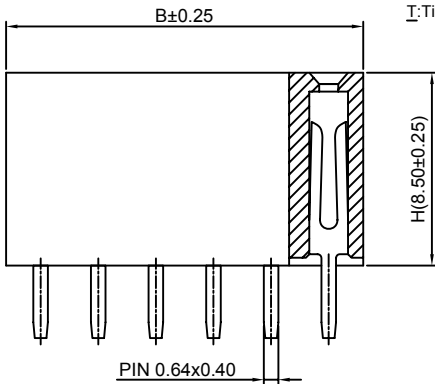
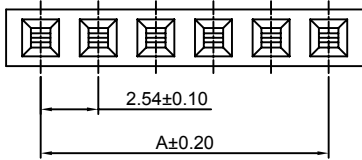
2.54mm Pitch 180° Single Row Female Header

Reference Informations:

- *Material: Pin: Brass/Gold over Nickel
Insulator: PBT15%GF, UL94V-0
- *Mates with CJT A2541 series Single row Pin Header
- *Color: Black

Ordering Information:
A2541HWV-XP - **** - *** - *** - ***
1 2 3 4 5

- Part No.
- Size(H):
(blank): 8.50mm
H71: 7.10mm
H57: 5.70mm
H50: 5.00mm
H35: 3.50mm(B:B-0.50mm)
H110: 11.00mm
- Size(D):
(blank): 3.20mm(H85,H71,H57,H50,H110)
D26: 2.60mm(H35)
D21: 2.10mm(H50)
- Material:
(blank): PBT, UL94V-0
6T: Nylon 6T, UL94V-0
GWT: Nylon 6T, UL94V-0, GWT 750°C
- Finish:
(blank): Gold-flash
G15: 15µin (0.38µm) MIN. Select Gold (Mating Area)
100µin (2.54µm) MIN. Select Tin
G30: 30µin (0.76µm) MIN. Select Gold (Mating Area)
100µin (2.54µm) MIN. Select Tin
I: Tin over Nickel



Ordering Information & Dimensions:

PART NO.	Dimensions		PART NO.	Dimensions	
	A	B		A	B
2P	2.54	5.58	22P	53.34	56.38
3P	5.08	8.12	23P	55.88	58.92
4P	7.62	10.66	24P	58.42	61.46
5P	10.16	13.20	25P	60.96	64.00
6P	12.70	15.74	26P	63.50	66.54
7P	15.24	18.28	27P	66.04	69.08
8P	17.78	20.82	28P	68.58	71.62
9P	20.32	23.36	29P	71.12	74.16
10P	22.86	25.90	30P	73.66	76.70
11P	25.40	28.44	31P	76.20	79.24
12P	27.94	30.98	32P	78.74	81.78
13P	30.48	33.52	33P	81.28	84.32
14P	33.02	36.06	34P	83.82	86.86
15P	35.56	38.60	35P	86.36	89.40
16P	38.10	41.14	36P	88.90	91.94
17P	40.64	43.68	37P	91.44	94.48
18P	43.18	46.22	38P	93.98	97.02
19P	45.72	48.76	39P	96.52	99.56
20P	48.26	51.30	40P	99.06	102.10
21P	50.80	53.84			

Unit: mm

A2541HWR-XP

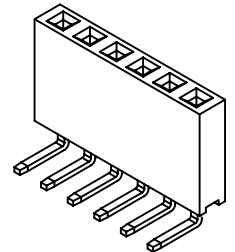
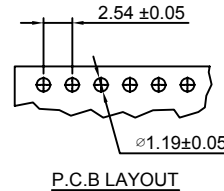
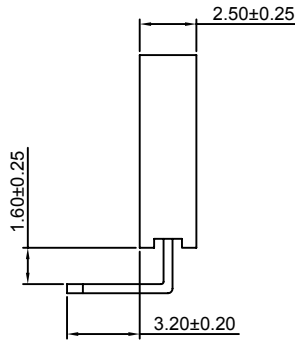
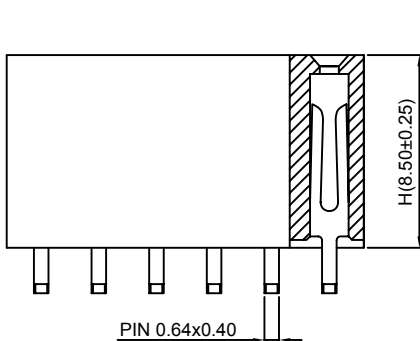
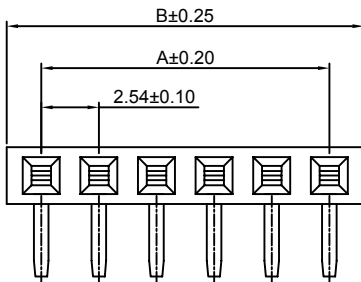
2.54mm Pitch 90° Single Row Female Header

Reference Informations:

- *Material: Pin: Brass/Gold over Nickel
Insulator: PBT15%GF, UL94V-0
- *Mates with CJT A2541 series Single row Pin Header
- *Color: Black

Ordering Information:
A2541HWR-XP - **** - *** - *** - ***
1 2 3 4 5

- Part No.
- Size(H):
(blank): 8.50mm
H71: 7.10mm
H57: 5.70mm
H50: 5.00mm
H35: 3.50mm(B:B-0.50mm)
H110: 11.00mm
- Size(D):
(blank): 3.20mm(H85,H71,H57,H50,H110)
D26: 2.60mm(H35)
D21: 2.10mm(H50)
- Material:
(blank): PBT, UL94V-0
6T: Nylon 6T, UL94V-0
GWT: Nylon 6T, UL94V-0, GWT 750°C
- Finish:
(blank): Gold-flash
G15: 15µin (0.38µm) MIN. Select Gold (Mating Area)
100µin (2.54µm) MIN. Select Tin
G30: 30µin (0.76µm) MIN. Select Gold (Mating Area)
100µin (2.54µm) MIN. Select Tin
I: Tin over Nickel



Ordering Information & Dimensions:

PART NO.	Dimensions		PART NO.	Dimensions	
	A	B		A	B
2P	2.54	5.58	22P	53.34	56.38
3P	5.08	8.12	23P	55.88	58.92
4P	7.62	10.66	24P	58.42	61.46
5P	10.16	13.20	25P	60.96	64.00
6P	12.70	15.74	26P	63.50	66.54
7P	15.24	18.28	27P	66.04	69.08
8P	17.78	20.82	28P	68.58	71.62
9P	20.32	23.36	29P	71.12	74.16
10P	22.86	25.90	30P	73.66	76.70
11P	25.40	28.44	31P	76.20	79.24
12P	27.94	30.98	32P	78.74	81.78
13P	30.48	33.52	33P	81.28	84.32
14P	33.02	36.06	34P	83.82	86.86
15P	35.56	38.60	35P	86.36	89.40
16P	38.10	41.14	36P	88.90	91.94
17P	40.64	43.68	37P	91.44	94.48
18P	43.18	46.22	38P	93.98	97.02
19P	45.72	48.76	39P	96.52	99.56
20P	48.26	51.30	40P	99.06	102.10
21P	50.80	53.84			

Unit: mm

A2541HWV-S-XP-A

2.54mm Pitch 180° Single Row Female Header - SMT TYPE

Reference Informations:

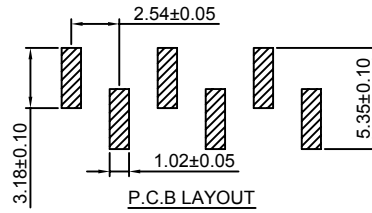
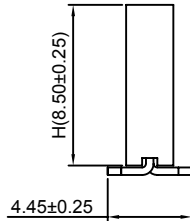
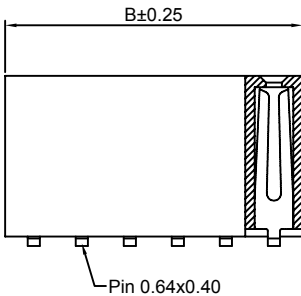
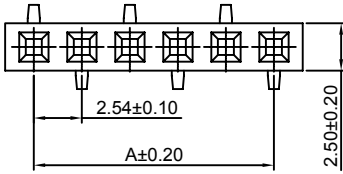
*Material: Pin: Brass/Gold over Nickel
Insulator: Nylon 6T, UL94V-0

*Mates with CJT A2541 series Single row Pin Header

*Color: Black

Ordering Information:
A2541HWV-S-XP-A - **** - *** - ***
1 2 3 4

- Part No.
- Size(H):
(blank): 8.50mm
H71: 7.10mm
H57: 5.70mm
H50: 5.00mm
H110: 11.00mm
- Material:
(blank): Nylon 6T, UL94V-0
GWT: Nylon 6T, UL94V-0, GWT 750°C
- Finish:
(blank): Gold-flash
G15: 15µin (0.38µm) MIN. Select Gold (Mating Area)
100µin (2.54µm) MIN. Select Tin
G30: 30µin (0.76µm) MIN. Select Gold (Mating Area)
100µin (2.54µm) MIN. Select Tin
T: Tin over Nickel



Ordering Information & Dimensions:

PART NO.	Dimensions		PART NO.	Dimensions	
	A	B		A	B
2P	2.54	5.58	22P	53.34	56.38
3P	5.08	8.12	23P	55.88	58.92
4P	7.62	10.66	24P	58.42	61.46
5P	10.16	13.20	25P	60.96	64.00
6P	12.70	15.74	26P	63.50	66.54
7P	15.24	18.28	27P	66.04	69.08
8P	17.78	20.82	28P	68.58	71.62
9P	20.32	23.36	29P	71.12	74.16
10P	22.86	25.90	30P	73.66	76.70
11P	25.40	28.44	31P	76.20	79.24
12P	27.94	30.98	32P	78.74	81.78
13P	30.48	33.52	33P	81.28	84.32
14P	33.02	36.06	34P	83.82	86.86
15P	35.56	38.60	35P	86.36	89.40
16P	38.10	41.14	36P	88.90	91.94
17P	40.64	43.68	37P	91.44	94.48
18P	43.18	46.22	38P	93.98	97.02
19P	45.72	48.76	39P	96.52	99.56
20P	48.26	51.30	40P	99.06	102.10
21P	50.80	53.84			

Unit: mm

A2541HWV-S-XP-B

2.54mm Pitch 180° Single Row Female Header - SMT TYPE

Reference Informations:

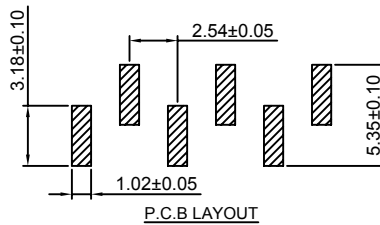
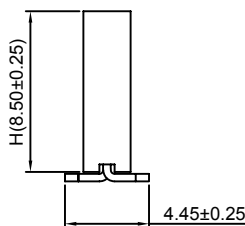
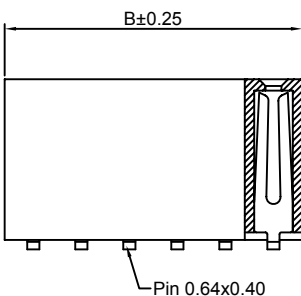
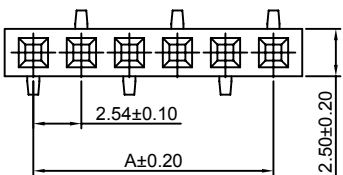
*Material: Pin: Brass/Gold over Nickel
Insulator: Nylon 6T, UL94V-0

*Mates with CJT A2541 series Single row Pin Header

*Color: Black

Ordering Information:
A2541HWV-S-XP-B - **** - *** - ***
1 2 3 4

- Part No.
- Size(H):
(blank): 8.50mm
H71: 7.10mm
H57: 5.70mm
H50: 5.00mm
H110: 11.00mm
- Material:
(blank): Nylon 6T, UL94V-0
GWT: Nylon 6T, UL94V-0, GWT 750°C
- Finish:
(blank): Gold-flash
G15: 15µin (0.38µm) MIN. Select Gold (Mating Area)
100µin (2.54µm) MIN. Select Tin
G30: 30µin (0.76µm) MIN. Select Gold (Mating Area)
100µin (2.54µm) MIN. Select Tin
T: Tin over Nickel



Ordering Information & Dimensions:

PART NO.	Dimensions		PART NO.	Dimensions	
	A	B		A	B
2P	2.54	5.58	22P	53.34	56.38
3P	5.08	8.12	23P	55.88	58.92
4P	7.62	10.66	24P	58.42	61.46
5P	10.16	13.20	25P	60.96	64.00
6P	12.70	15.74	26P	63.50	66.54
7P	15.24	18.28	27P	66.04	69.08
8P	17.78	20.82	28P	68.58	71.62
9P	20.32	23.36	29P	71.12	74.16
10P	22.86	25.90	30P	73.66	76.70
11P	25.40	28.44	31P	76.20	79.24
12P	27.94	30.98	32P	78.74	81.78
13P	30.48	33.52	33P	81.28	84.32
14P	33.02	36.06	34P	83.82	86.86
15P	35.56	38.60	35P	86.36	89.40
16P	38.10	41.14	36P	88.90	91.94
17P	40.64	43.68	37P	91.44	94.48
18P	43.18	46.22	38P	93.98	97.02
19P	45.72	48.76	39P	96.52	99.56
20P	48.26	51.30	40P	99.06	102.10
21P	50.80	53.84			

Unit: mm

A2541HWR-S-XP

2.54mm Pitch 90° Single Row Female Header - SMT TYPE

Reference Informations:

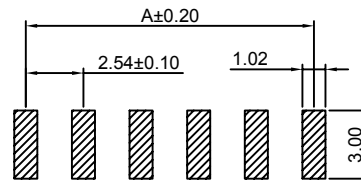
*Material: Pin: Phosphor Bronze/Gold over Nickel
Insulator: Nylon 6T, UL94V-0

*Mates with CJT A2541 series Single row Pin Header

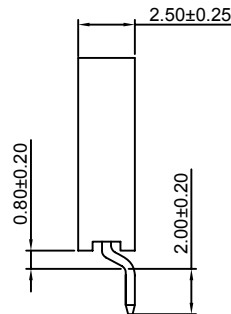
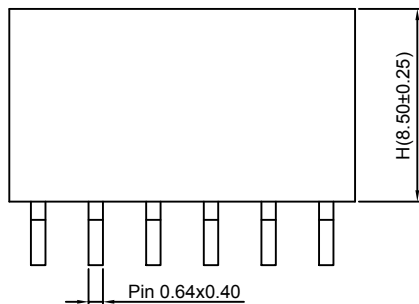
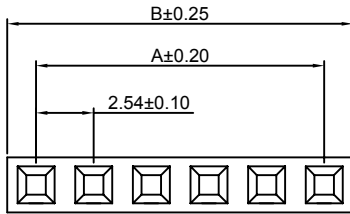
*Color: Black

Ordering Information:
A2541HWR-S-XP - *** - *** - ***
1 2 3 4

- Part No.
- Size (H):
(blank): 8.50mm
H71: 7.10mm
H57: 5.70mm
H50: 5.00mm
H110: 11.00mm
- Material:
(blank): Nylon 6T, UL94V-0
GWT: Nylon 6T, UL94V-0, GWT 750 °C
- Finish:
(blank): Gold-flash
G15: 15µin (0.38µm) MIN. Select Gold (Mating Area)
100µin (2.54µm) MIN. Select Tin
G30: 30µin (0.76µm) MIN. Select Gold (Mating Area)
100µin (2.54µm) MIN. Select Tin
T: Tin over Nickel



P.B.C LAYOUT



Ordering Information & Dimensions:

PART NO.	Dimensions		PART NO.	Dimensions	
	A	B		A	B
2P	2.54	5.08	22P	53.34	55.88
3P	5.08	7.62	23P	55.88	58.42
4P	7.62	10.16	24P	58.42	60.96
5P	10.16	12.70	25P	60.96	63.50
6P	12.70	15.24	26P	63.50	66.04
7P	15.24	17.78	27P	66.04	68.58
8P	17.78	20.32	28P	68.58	71.12
9P	20.32	22.86	29P	71.12	73.66
10P	22.86	25.40	30P	73.66	76.20
11P	25.40	27.94	31P	76.20	78.74
12P	27.94	30.48	32P	78.74	81.28
13P	30.48	33.02	33P	81.28	83.82
14P	33.02	35.56	34P	83.82	86.36
15P	35.56	38.10	35P	86.36	88.90
16P	38.10	40.64	36P	88.90	91.44
17P	40.64	43.18	37P	91.44	93.98
18P	43.18	45.72	38P	93.98	96.52
19P	45.72	48.26	39P	96.52	99.06
20P	48.26	50.80	40P	99.06	101.60
21P	50.80	53.34			

Unit: mm

A2541HWV-XP-H-L12

2.54mm Pitch 180° Single Row Female Header

Reference Informations:

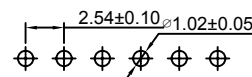
*Material: Pin: Brass/Gold over Nickel
Insulator: PBT 15%GF, UL94V-0

*Mates with CJT A2541 series Single row Pin Header

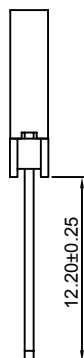
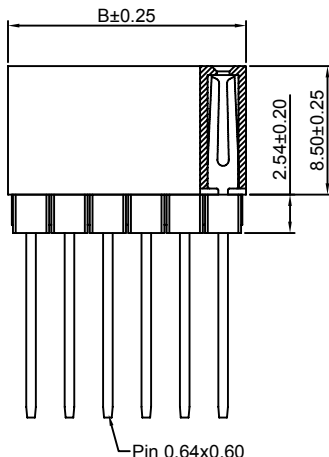
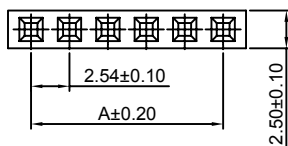
*Color: Black

Ordering Information:
A2541HWV-XP-H-L12 - *** - ***
1 2 3

- Part No.
- Material:
(Blank): PBT, UL94V-0
6T: Nylon 6T, UL94V-0
GWT: PBT, UL94V-0, GWT 750 °C
- Finish:
(blank): Gold-flash
G15: 15µin (0.38µm) MIN. Select Gold (Mating Area)
100µin (2.54µm) MIN. Select Tin
G30: 30µin (0.76µm) MIN. Select Gold (Mating Area)
100µin (2.54µm) MIN. Select Tin
T: Tin over Nickel



P.C.B LAYOUT



Ordering Information & Dimensions:

PART NO.	Dimensions		PART NO.	Dimensions	
	A	B		A	B
2P	2.54	5.58	22P	53.34	56.38
3P	5.08	8.12	23P	55.88	58.92
4P	7.62	10.66	24P	58.42	61.46
5P	10.16	13.20	25P	60.96	64.00
6P	12.70	15.74	26P	63.50	66.54
7P	15.24	18.28	27P	66.04	69.08
8P	17.78	20.82	28P	68.58	71.62
9P	20.32	23.36	29P	71.12	74.16
10P	22.86	25.90	30P	73.66	76.70
11P	25.40	28.44	31P	76.20	79.24
12P	27.94	30.98	32P	78.74	81.78
13P	30.48	33.52	33P	81.28	84.32
14P	33.02	36.06	34P	83.82	86.86
15P	35.56	38.60	35P	86.36	89.40
16P	38.10	41.14	36P	88.90	91.94
17P	40.64	43.68	37P	91.44	94.48
18P	43.18	46.22	38P	93.98	97.02
19P	45.72	48.76	39P	96.52	99.56
20P	48.26	51.30	40P	99.06	102.10
21P	50.80	53.84			

Unit: mm

A2541HWV-XP-H2

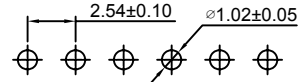
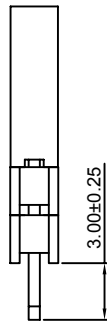
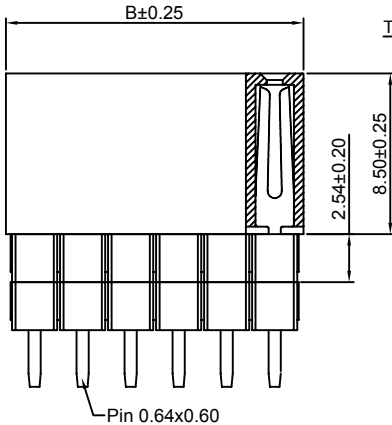
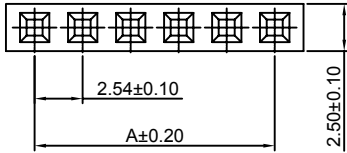
2.54mm Pitch 180° Single Row Female Header

Reference Informations:

- *Material:Pin:Brass/Gold over Nickel
Insulator:PBT15%GF,UL94V-0
- *Mates with CJT A2541 series Single row Pin Header
- *Color:Black

Ordering Information:
A2541HWV-XP-H2 - *** - ***
1 2 3

- Part No.
- Material:
(Blank):PBT,UL94V-0
6T:Nylon 6T,UL94V-0
GWT:PBT,UL94V-0,GWT 750 °C
- Finish:
(blank):Gold-flash
G15:15µin (0.38µm) MIN.Select Gold(Mating Area)
100µin (2.54µm) MIN.Select Tin
G30:30µin (0.76µm) MIN.Select Gold(Mating Area)
100µin (2.54µm) MIN.Select Tin
T: Tin over Nickel



P.C.B LAYOUT

Ordering Information & Dimensions:

PART NO.	Dimensions		PART NO.	Dimensions	
	A	B		A	B
2P	2.54	5.08	22P	53.34	55.88
3P	5.08	7.62	23P	55.88	58.42
4P	7.62	10.16	24P	58.42	60.96
5P	10.16	12.70	25P	60.96	63.50
6P	12.70	15.24	26P	63.50	66.04
7P	15.24	17.78	27P	66.04	68.58
8P	17.78	20.32	28P	68.58	71.12
9P	20.32	22.86	29P	71.12	73.66
10P	22.86	25.40	30P	73.66	76.20
11P	25.40	27.94	31P	76.20	78.74
12P	27.94	30.48	32P	78.74	81.28
13P	30.48	33.02	33P	81.28	83.82
14P	33.02	35.56	34P	83.82	86.36
15P	35.56	38.10	35P	86.36	88.90
16P	38.10	40.64	36P	88.90	91.44
17P	40.64	43.18	37P	91.44	93.98
18P	43.18	45.72	38P	93.98	96.52
19P	45.72	48.26	39P	96.52	99.06
20P	48.26	50.80	40P	99.06	101.60
21P	50.80	53.34			

Unit: mm

A2541HWV-XP-U

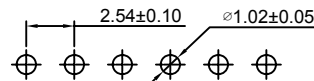
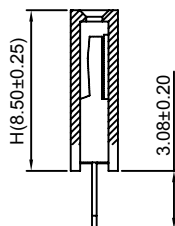
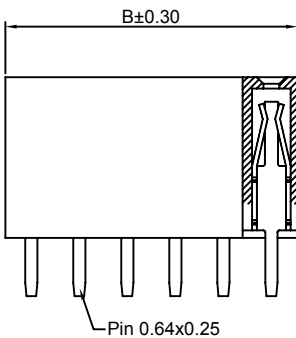
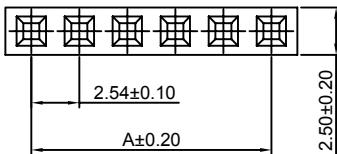
2.54mm Pitch 180° Single Row Female Header

Reference Informations:

- *Material:Pin:Brass/Gold over Nickel
Insulator:PBT,UL94V-0
- *Mates with CJT A2541 series Single row Pin Header
- *Color:Black

Ordering Information:
A2541HWV-XP-U - *** - *** - ***
1 2 3 4

- Part No.
- Size(H):
(blank):8.50mm
H71: 7.10mm
H50: 5.00mm(Pin:0.60x0.20)
H35: 5.00mm(Pin:0.50x0.20,B:B-0.50mm
D:3.50mm)
- Material:
(blank):PBT,UL94V-0
6T:Nylon 6T,UL94V-0
GWT:Nylon 6T,UL94V-0,GWT 750 °C
- Finish:
(blank):Gold-flash
G15:15µin (0.38µm) MIN.Select Gold(Mating Area)
100µin (2.54µm) MIN.Select Tin
G30:30µin (0.76µm) MIN.Select Gold(Mating Area)
100µin (2.54µm) MIN.Select Tin
T: Tin over Nickel



P.C.B LAYOUT

Ordering Information & Dimensions:

PART NO.	Dimensions		PART NO.	Dimensions	
	A	B		A	B
2P	2.54	5.58	22P	53.34	56.38
3P	5.08	8.12	23P	55.88	58.92
4P	7.62	10.66	24P	58.42	61.46
5P	10.16	13.20	25P	60.96	64.00
6P	12.70	15.74	26P	63.50	66.54
7P	15.24	18.28	27P	66.04	69.08
8P	17.78	20.82	28P	68.58	71.62
9P	20.32	23.36	29P	71.12	74.16
10P	22.86	25.90	30P	73.66	76.70
11P	25.40	28.44	31P	76.20	79.24
12P	27.94	30.98	32P	78.74	81.78
13P	30.48	33.52	33P	81.28	84.32
14P	33.02	36.06	34P	83.82	86.86
15P	35.56	38.60	35P	86.36	89.40
16P	38.10	41.14	36P	88.90	91.94
17P	40.64	43.68	37P	91.44	94.48
18P	43.18	46.22	38P	93.98	97.02
19P	45.72	48.76	39P	96.52	99.56
20P	48.26	51.30	40P	99.06	102.10
21P	50.80	53.84			

Unit: mm

A2541HWR-XP-U

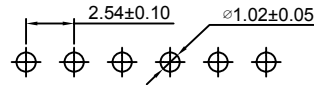
2.54mm Pitch 90° Single Row Female Header

Reference Informations:

*Material:Pin:Brass/Gold over Nickel
Insulator:PBT,UL94V-0

*Mates with CJT A2541 series Single row Pin Header

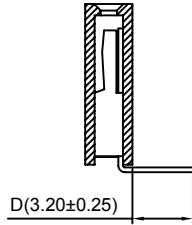
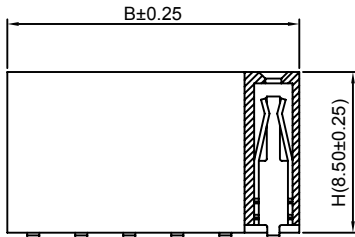
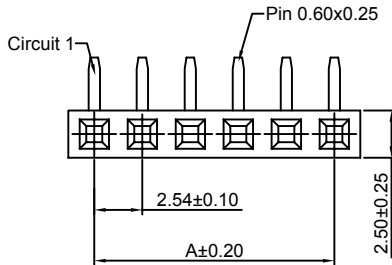
*Color:Black



P.C.B LAYOUT

Ordering Information:
A2541HWR-XP-U - *** - *** - ***
1 2 3 4

- Part No.
- Size(H):
(blank):8.50mm
H71:7.10mm(D:2.80mm)
H50:5.00mm(D:3.00mm)
- Material:
(blank):PBT,UL94V-0
6T:Nylon 6T,UL94V-0
GWT:Nylon 6T,UL94V-0,GWT 750°C
- Finish:
(blank):Gold-flash
G15:15µin (0.38µm) MIN.Select Gold(Mating Area)
100µin (2.54µm) MIN.Select Tin
G30:30µin (0.76µm) MIN.Select Gold(Mating Area)
100µin (2.54µm) MIN.Select Tin
I:Tin over Nickel



Ordering Information & Dimensions:

PART NO.	Dimensions		PART NO.	Dimensions	
	A	B		A	B
2P	2.54	5.58	22P	53.34	56.38
3P	5.08	8.12	23P	55.88	58.92
4P	7.62	10.66	24P	58.42	61.46
5P	10.16	13.20	25P	60.96	64.00
6P	12.70	15.74	26P	63.50	66.54
7P	15.24	18.28	27P	66.04	69.08
8P	17.78	20.82	28P	68.58	71.62
9P	20.32	23.36	29P	71.12	74.16
10P	22.86	25.90	30P	73.66	76.70
11P	25.40	28.44	31P	76.20	79.24
12P	27.94	30.98	32P	78.74	81.78
13P	30.48	33.52	33P	81.28	84.32
14P	33.02	36.06	34P	83.82	86.86
15P	35.56	38.60	35P	86.36	89.40
16P	38.10	41.14	36P	88.90	91.94
17P	40.64	43.68	37P	91.44	94.48
18P	43.18	46.22	38P	93.98	97.02
19P	45.72	48.76	39P	96.52	99.56
20P	48.26	51.30	40P	99.06	102.10
21P	50.80	53.84			

Unit: mm

A2541HWV-XP-A-U

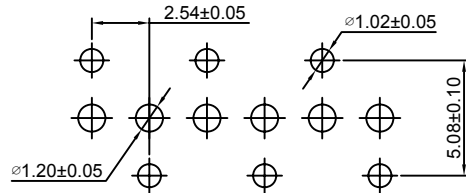
2.54mm Pitch 180° Single Row Female Header

Reference Informations:

*Material:Pin:Brass/Gold over Nickel
Insulator:PBT,UL94V-0

*Mates with CJT A2541 series Single row Pin Header

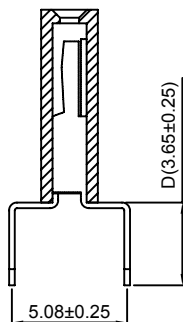
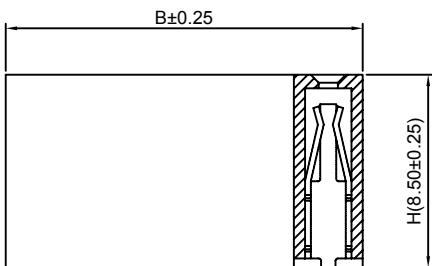
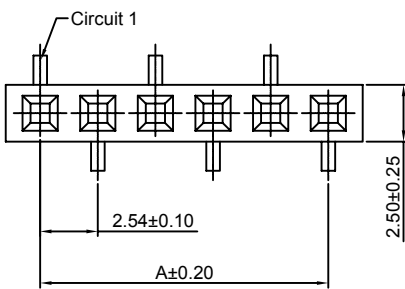
*Color:Black



P.C.B LAYOUT

Ordering Information:
A2541HWV-XP-A-U - *** - *** - ***
1 2 3 4

- Part No.
- Size(H):
(blank):8.50mm
H71:7.10mm(Pin 0.60x0.25,D:3.40mm)
H50:5.00mm(Pin 0.60x0.25,D:3.00mm)
H35:3.50mm(Pin 0.50x0.20,B:B-0.50mm, D:2.60mm)
- Material:
(blank):PBT,UL94V-0
6T:Nylon 6T,UL94V-0
GWT:Nylon 6T,UL94V-0,GWT 750°C
- Finish:
(blank):Gold-flash
G15:15µin (0.38µm) MIN.Select Gold(Mating Area)
100µin (2.54µm) MIN.Select Tin
G30:30µin (0.76µm) MIN.Select Gold(Mating Area)
100µin (2.54µm) MIN.Select Tin
I:Tin over Nickel



Ordering Information & Dimensions:

PART NO.	Dimensions		PART NO.	Dimensions	
	A	B		A	B
2P	2.54	5.58	22P	53.34	56.38
3P	5.08	8.12	23P	55.88	58.92
4P	7.62	10.66	24P	58.42	61.46
5P	10.16	13.20	25P	60.96	64.00
6P	12.70	15.74	26P	63.50	66.54
7P	15.24	18.28	27P	66.04	69.08
8P	17.78	20.82	28P	68.58	71.62
9P	20.32	23.36	29P	71.12	74.16
10P	22.86	25.90	30P	73.66	76.70
11P	25.40	28.44	31P	76.20	79.24
12P	27.94	30.98	32P	78.74	81.78
13P	30.48	33.52	33P	81.28	84.32
14P	33.02	36.06	34P	83.82	86.86
15P	35.56	38.60	35P	86.36	89.40
16P	38.10	41.14	36P	88.90	91.94
17P	40.64	43.68	37P	91.44	94.48
18P	43.18	46.22	38P	93.98	97.02
19P	45.72	48.76	39P	96.52	99.56
20P	48.26	51.30	40P	99.06	102.10
21P	50.80	53.84			

Unit: mm

A2541HWV-XP-B-U

2.54mm Pitch 180° Single Row Female Header

Reference Informations:

*Material: Pin: Brass/Gold over Nickel
Insulator: PBT, UL94V-0

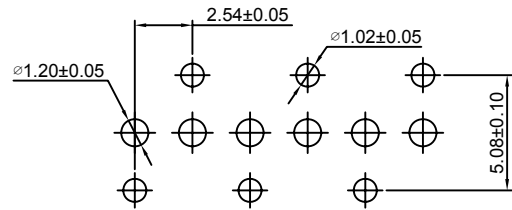
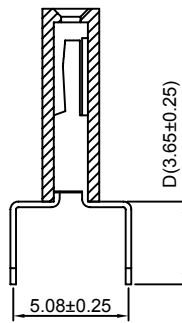
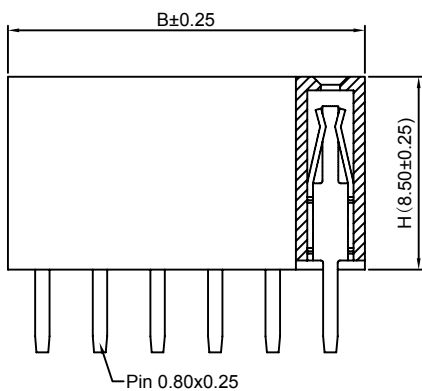
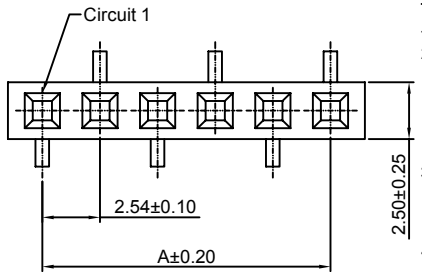
*Mates with CJT A2541 series Single row Pin Header

*Color: Black

Ordering Information:

A2541HWV-XP-B-U - *** - *** - ***
1 2 3 4

- Part No.
- Size(H):
(blank): 8.50mm
H71: 7.10mm (Pin 0.60x0.25, D: 3.40mm)
H50: 5.00mm (Pin 0.60x0.25, D: 3.00mm)
H35: 3.50mm (Pin 0.50x0.20, B: B-0.50mm, D: 2.60mm)
- Material:
(blank): PBT, UL94V-0
6T: Nylon 6T, UL94V-0
GWT: Nylon 6T, UL94V-0, GWT 750 °C
- Finish:
(blank): Gold-flash
G15: 15µm (0.38µm) MIN. Select Gold (Mating Area)
100µm (2.54µm) MIN. Select Tin
G30: 30µm (0.76µm) MIN. Select Gold (Mating Area)
100µm (2.54µm) MIN. Select Tin
T: Tin over Nickel



P.C.B LAYOUT

Ordering Information & Dimensions:

PART NO.	Dimensions		PART NO.	Dimensions	
	A	B		A	B
2P	2.54	5.58	22P	53.34	56.38
3P	5.08	8.12	23P	55.88	58.92
4P	7.62	10.66	24P	58.42	61.46
5P	10.16	13.20	25P	60.96	64.00
6P	12.70	15.74	26P	63.50	66.54
7P	15.24	18.28	27P	66.04	69.08
8P	17.78	20.82	28P	68.58	71.62
9P	20.32	23.36	29P	71.12	74.16
10P	22.86	25.90	30P	73.66	76.70
11P	25.40	28.44	31P	76.20	79.24
12P	27.94	30.98	32P	78.74	81.78
13P	30.48	33.52	33P	81.28	84.32
14P	33.02	36.06	34P	83.82	86.86
15P	35.56	38.60	35P	86.36	89.40
16P	38.10	41.14	36P	88.90	91.94
17P	40.64	43.68	37P	91.44	94.48
18P	43.18	46.22	38P	93.98	97.02
19P	45.72	48.76	39P	96.52	99.56
20P	48.26	51.30	40P	99.06	102.10
21P	50.80	53.84			

Unit: mm

A2541HWV-XP-C-U

2.54mm Pitch 180° Single Row Female Header

Reference Informations:

*Material: Pin: Brass/Gold over Nickel
Insulator: PBT, UL94V-0

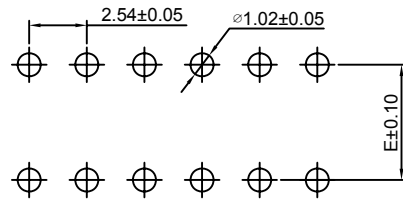
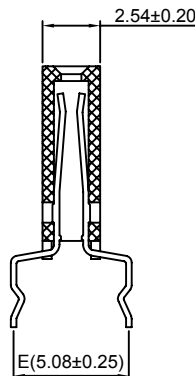
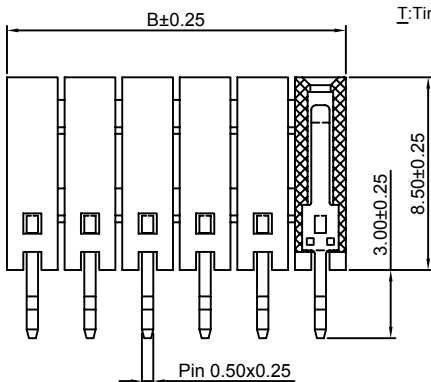
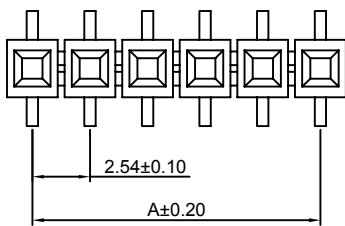
*Mates with CJT A2541 series Single row Pin Header

*Color: Black

Ordering Information:

A2541HWV-XP-C-U - *** - *** - ***
1 2 3 4

- Part No.
- Size(E):
(blank): 5.08mm
E40: 3.96mm
- Material:
(blank): PBT, UL94V-0
6T: Nylon 6T, UL94V-0
GWT: Nylon 66, UL94V-0, GWT 750 °C
- Finish:
(blank): Gold-flash
G15: 15µm (0.38µm) MIN. Select Gold (Mating Area)
100µm (2.54µm) MIN. Select Tin
G30: 30µm (0.76µm) MIN. Select Gold (Mating Area)
100µm (2.54µm) MIN. Select Tin
T: Tin over Nickel



P.C.B LAYOUT

Ordering Information & Dimensions:

PART NO.	Dimensions		PART NO.	Dimensions	
	A	B		A	B
2P	2.54	4.78	22P	53.34	55.58
3P	5.08	7.32	23P	55.88	58.12
4P	7.62	9.86	24P	58.42	60.66
5P	10.16	12.40	25P	60.96	63.20
6P	12.70	14.94	26P	63.50	65.74
7P	15.24	17.48	27P	66.04	68.28
8P	17.78	20.02	28P	68.58	70.82
9P	20.32	22.56	29P	71.12	73.36
10P	22.86	25.10	30P	73.66	75.90
11P	25.40	27.64	31P	76.20	78.44
12P	27.94	30.18	32P	78.74	80.98
13P	30.48	32.72	33P	81.28	83.52
14P	33.02	35.26	34P	83.82	86.06
15P	35.56	37.80	35P	86.36	88.60
16P	38.10	40.34	36P	88.90	91.14
17P	40.64	42.88	37P	91.44	93.68
18P	43.18	45.42	38P	93.98	96.22
19P	45.72	47.96	39P	96.52	98.76
20P	48.26	50.50	40P	99.06	101.30
21P	50.80	53.04			

Unit: mm

A2541HWVA-XP-U

2.54mm Pitch 180° Single Row Female Header

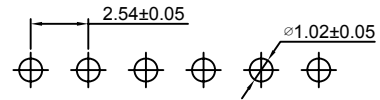
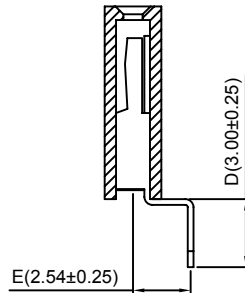
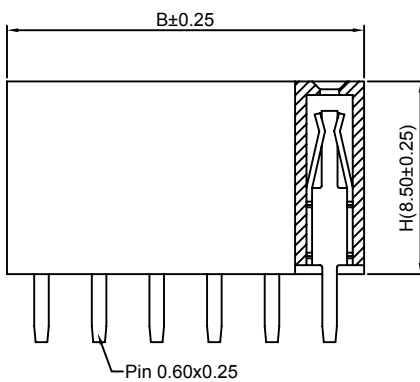
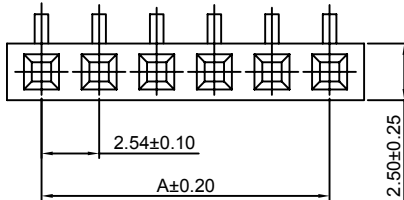
Reference Informations:

- *Material: Pin: Brass/Gold over Nickel
Insulator: PBT, UL94V-0
- *Mates with CJT A2541 series Single row Pin Header
- *Color: Black

Ordering Information:

A2541HWVA-XP-U - ^{***} - ^{***} - ^{***} - ^{***} - ^{***}

1. Part No.
2. Size (H):
(blank): 8.50mm
H71: 7.10mm
H50: 5.00mm
H35: 3.50mm (Pin 0.50x0.20, B: B-0.50mm, D: 2.60mm)
3. Size (E):
(blank): 2.54mm
E13: 1.27mm (H35)
4. Material:
(blank): PBT, UL94V-0
6T: Nylon 6T, UL94V-0
GWT: Nylon 6T, UL94V-0, GWT 750 °C
5. Finish:
(blank): Gold-flash
G15: 15µin (0.38µm) MIN. Select Gold (Mating Area)
100µin (2.54µm) MIN. Select Tin
G30: 30µin (0.76µm) MIN. Select Gold (Mating Area)
100µin (2.54µm) MIN. Select Tin
T: Tin over Nickel



P.C.B LAYOUT

Ordering Information & Dimensions:

PART NO.	Dimensions		PART NO.	Dimensions	
	A	B		A	B
2P	2.54	5.58	22P	53.34	56.38
3P	5.08	8.12	23P	55.88	58.92
4P	7.62	10.66	24P	58.42	61.46
5P	10.16	13.20	25P	60.96	64.00
6P	12.70	15.74	26P	63.50	66.54
7P	15.24	18.28	27P	66.04	69.08
8P	17.78	20.82	28P	68.58	71.62
9P	20.32	23.36	29P	71.12	74.16
10P	22.86	25.90	30P	73.66	76.70
11P	25.40	28.44	31P	76.20	79.24
12P	27.94	30.98	32P	78.74	81.78
13P	30.48	33.52	33P	81.28	84.32
14P	33.02	36.06	34P	83.82	86.86
15P	35.56	38.60	35P	86.36	89.40
16P	38.10	41.14	36P	88.90	91.94
17P	40.64	43.68	37P	91.44	94.48
18P	43.18	46.22	38P	93.98	97.02
19P	45.72	48.76	39P	96.52	99.56
20P	48.26	51.30	40P	99.06	102.10
21P	50.80	53.84			

Unit: mm

A2541HWV-S-XP-A-U

2.54mm Pitch 180° Single Row Female Header - SMT TYPE

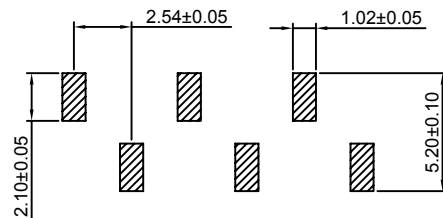
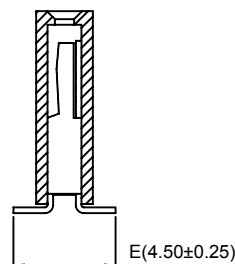
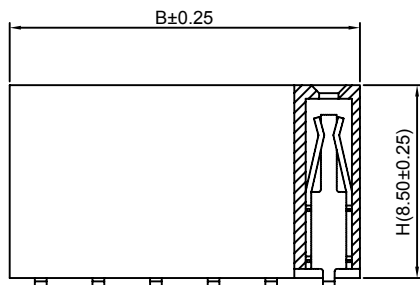
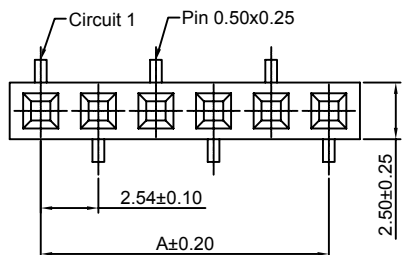
Reference Informations:

- *Material: Pin: Brass/Gold over Nickel
Insulator: Nylon 6T, UL94V-0
- *Mates with CJT A2541 series Single row Pin Header
- *Color: Black

Ordering Information:

A2541HWV-S-XP-A-U - ^{***} - ^{***} - ^{***}

1. Part No.
2. Size (H):
(blank): 8.50mm
H71: 7.10mm
H50: 5.00mm (Pin 0.50x0.20, E: 4.80mm)
H35: 3.50mm (Pin 0.50x0.20, B: B-0.50mm)
3. Material:
(blank): Nylon 6T, UL94V-0
GWT: Nylon 6T, UL94V-0, GWT 750 °C
4. Finish:
(blank): Gold-flash
G15: 15µin (0.38µm) MIN. Select Gold (Mating Area)
100µin (2.54µm) MIN. Select Tin
G30: 30µin (0.76µm) MIN. Select Gold (Mating Area)
100µin (2.54µm) MIN. Select Tin
T: Tin over Nickel



P.C.B LAYOUT

Ordering Information & Dimensions:

PART NO.	Dimensions		PART NO.	Dimensions	
	A	B		A	B
2P	2.54	5.58	22P	53.34	56.38
3P	5.08	8.12	23P	55.88	58.92
4P	7.62	10.66	24P	58.42	61.46
5P	10.16	13.20	25P	60.96	64.00
6P	12.70	15.74	26P	63.50	66.54
7P	15.24	18.28	27P	66.04	69.08
8P	17.78	20.82	28P	68.58	71.62
9P	20.32	23.36	29P	71.12	74.16
10P	22.86	25.90	30P	73.66	76.70
11P	25.40	28.44	31P	76.20	79.24
12P	27.94	30.98	32P	78.74	81.78
13P	30.48	33.52	33P	81.28	84.32
14P	33.02	36.06	34P	83.82	86.86
15P	35.56	38.60	35P	86.36	89.40
16P	38.10	41.14	36P	88.90	91.94
17P	40.64	43.68	37P	91.44	94.48
18P	43.18	46.22	38P	93.98	97.02
19P	45.72	48.76	39P	96.52	99.56
20P	48.26	51.30	40P	99.06	102.10
21P	50.80	53.84			

Unit: mm

A2541HWV-S-XP-B-U

2.54mm Pitch 180° Single Row Female Header - SMT TYPE

Reference Informations:

*Material: Pin: Brass/Gold over Nickel
Insulator: Nylon 6T, UL94V-0

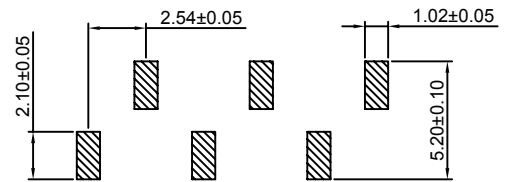
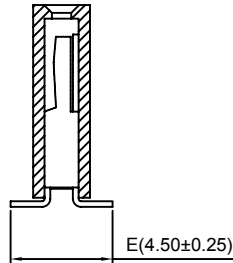
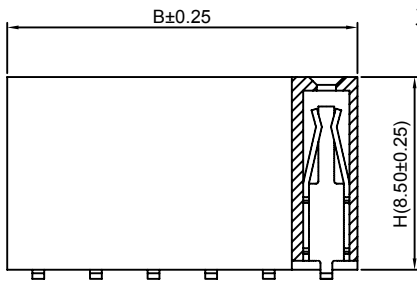
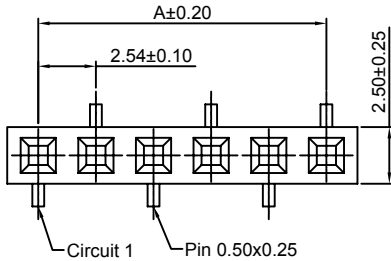
*Mates with CJT A2541 series Single row Pin Header

*Color: Black

Ordering Information:

A2541HWV-S-XP-B-U - *** - *** - ***
1 2 3 4

- Part No.
- Size(H):
(blank): 8.50mm
H71: 7.10mm
H50: 5.00mm (Pin 0.50x0.20, E: 4.80mm)
H35: 3.50mm (Pin 0.50x0.20, B: B-0.50mm)
- Material:
(blank): Nylon 6T, UL94V-0
GWT: Nylon 6T, UL94V-0, GWT 750°C
- Finish:
(blank): Gold-flash
G15: 15µin (0.38µm) MIN. Select Gold (Mating Area)
100µin (2.54µm) MIN. Select Tin
G30: 30µin (0.76µm) MIN. Select Gold (Mating Area)
100µin (2.54µm) MIN. Select Tin
T: Tin over Nickel



P.C.B LAYOUT

Ordering Information & Dimensions:

PART NO.	Dimensions		PART NO.	Dimensions	
	A	B		A	B
2P	2.54	5.58	22P	53.34	56.38
3P	5.08	8.12	23P	55.88	58.92
4P	7.62	10.66	24P	58.42	61.46
5P	10.16	13.20	25P	60.96	64.00
6P	12.70	15.74	26P	63.50	66.54
7P	15.24	18.28	27P	66.04	69.08
8P	17.78	20.82	28P	68.58	71.62
9P	20.32	23.36	29P	71.12	74.16
10P	22.86	25.90	30P	73.66	76.70
11P	25.40	28.44	31P	76.20	79.24
12P	27.94	30.98	32P	78.74	81.78
13P	30.48	33.52	33P	81.28	84.32
14P	33.02	36.06	34P	83.82	86.86
15P	35.56	38.60	35P	86.36	89.40
16P	38.10	41.14	36P	88.90	91.94
17P	40.64	43.68	37P	91.44	94.48
18P	43.18	46.22	38P	93.98	97.02
19P	45.72	48.76	39P	96.52	99.56
20P	48.26	51.30	40P	99.06	102.10
21P	50.80	53.84			

Unit: mm

A2541HWRA-XP

2.54mm Pitch 90° Single Row Female Header

Reference Informations:

*Material: Pin: Brass/Gold over Nickel
Insulator: PBT 15%GF, UL94V-0

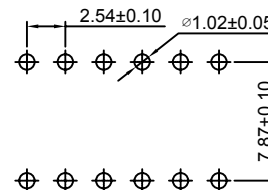
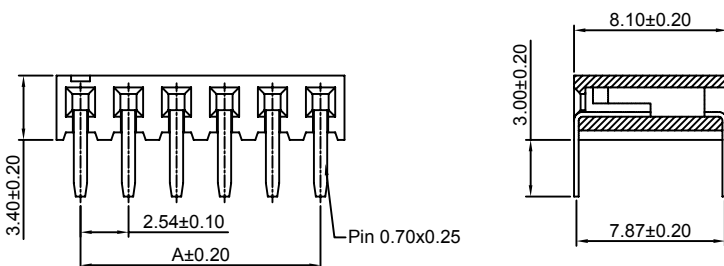
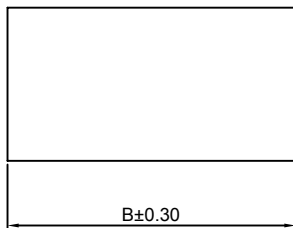
*Mates with CJT A2541 series Single row Housing

*Color: Black

Ordering Information:

A2541HWRA-XP - *** - ***
1 2 3

- Part No.
- Material:
(Blank): PBT, UL94V-0
6T: Nylon 6T, UL94V-0
GWT: PBT, UL94V-0, GWT 750°C
- Finish:
(blank): Gold-flash
G15: 15µin (0.38µm) MIN. Select Gold (Mating Area)
100µin (2.54µm) MIN. Select Tin
G30: 30µin (0.76µm) MIN. Select Gold (Mating Area)
100µin (2.54µm) MIN. Select Tin
T: Tin over Nickel



P.C.B LAYOUT

Ordering Information & Dimensions:

PART NO.	Dimensions		PART NO.	Dimensions	
	A	B		A	B
2P	2.54	5.08	22P	53.34	55.88
3P	5.08	7.62	23P	55.88	58.42
4P	7.62	10.16	24P	58.42	60.96
5P	10.16	12.70	25P	60.96	63.50
6P	12.70	15.24	26P	63.50	66.04
7P	15.24	17.78	27P	66.04	68.58
8P	17.78	20.32	28P	68.58	71.12
9P	20.32	22.86	29P	71.12	73.66
10P	22.86	25.40	30P	73.66	76.20
11P	25.40	27.94	31P	76.20	78.74
12P	27.94	30.48	32P	78.74	81.28
13P	30.48	33.02	33P	81.28	83.82
14P	33.02	35.56	34P	83.82	86.36
15P	35.56	38.10	35P	86.36	88.90
16P	38.10	40.64	36P	88.90	91.44
17P	40.64	43.18	37P	91.44	93.98
18P	43.18	45.72	38P	93.98	96.52
19P	45.72	48.26	39P	96.52	99.06
20P	48.26	50.80	40P	99.06	101.60
21P	50.80	53.34			

Unit: mm

A2541HWRA-S-XP

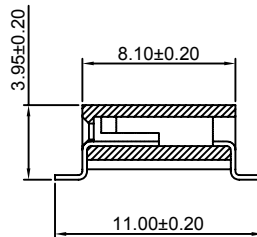
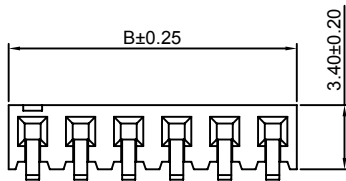
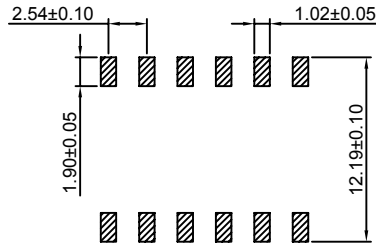
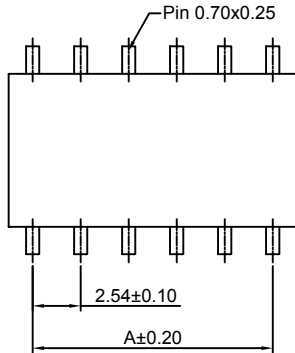
2.54mm Pitch 90° Single Row Female Header - SMT TYPE

Reference Informations:

- *Material: Pin: Brass/Gold over Nickel
Insulator: Nylon 6T, UL94V-0
- *Mates with CJT A2541 series Single row Pin Header
- *Color: Black

Ordering Information:
A2541HWRA-S-XP - *** - ***
1 2 3

- Part No.
- Material:
(Blank): Nylon 6T, UL94V-0
GWT: Nylon 6T, UL94V-0, GWT 750°C
- Finish:
(blank): Gold-flash
G15: 15µin (0.38µm) MIN. Select Gold (Mating Area)
100µin (2.54µm) MIN. Select Tin
G30: 30µin (0.76µm) MIN. Select Gold (Mating Area)
100µin (2.54µm) MIN. Select Tin
T: Tin over Nickel



Ordering Information & Dimensions:

PART NO.	Dimensions		PART NO.	Dimensions	
	A	B		A	B
2P	2.54	5.08	22P	53.34	55.88
3P	5.08	7.62	23P	55.88	58.42
4P	7.62	10.16	24P	58.42	60.96
5P	10.16	12.70	25P	60.96	63.50
6P	12.70	15.24	26P	63.50	66.04
7P	15.24	17.78	27P	66.04	68.58
8P	17.78	20.32	28P	68.58	71.12
9P	20.32	22.86	29P	71.12	73.66
10P	22.86	25.40	30P	73.66	76.20
11P	25.40	27.94	31P	76.20	78.74
12P	27.94	30.48	32P	78.74	81.28
13P	30.48	33.02	33P	81.28	83.82
14P	33.02	35.56	34P	83.82	86.36
15P	35.56	38.10	35P	86.36	88.90
16P	38.10	40.64	36P	88.90	91.44
17P	40.64	43.18	37P	91.44	93.98
18P	43.18	45.72	38P	93.98	96.52
19P	45.72	48.26	39P	96.52	99.06
20P	48.26	50.80	40P	99.06	101.60
21P	50.80	53.34			

Unit: mm

A2541HWV-2xXP

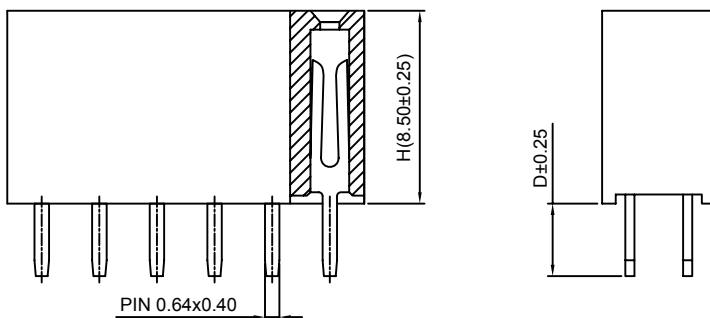
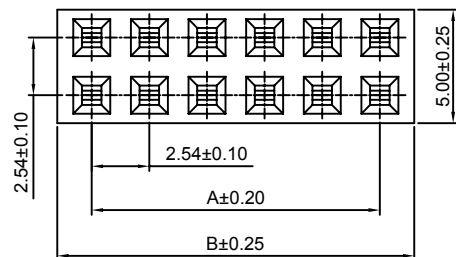
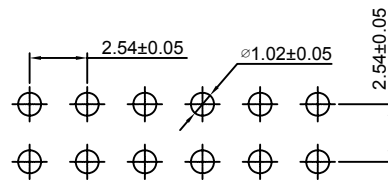
2.54mm Pitch 180° Dual Row Female Header

Reference Informations:

- *Material: Pin: Brass/Gold over Nickel
Insulator: PBT, UL94V-0
- *Mates with CJT A2541 series Dual row Pin Header
- *Color: Black

Ordering Information:
A2541HWV-2xXP - **** - **** - **** - ****
1 2 3 4 5

- Part No.
- Size(H):
(blank): 8.50mm
H71: 7.10mm
H57: 5.70mm
H50: 5.00mm
H35: 3.50mm (B:B-0.50mm)
H110: 11.00mm
- Size(D):
(blank): 3.20mm (H85, H71, H57, H50, H110)
D26: 2.60mm (H35)
D21: 2.10mm (H50)
- Material:
(blank): PBT, UL94V-0
6T: Nylon 6T, UL94V-0
GWT: Nylon 6T, UL94V-0, GWT 750°C
- Finish:
(blank): Gold-flash
G15: 15µin (0.38µm) MIN. Select Gold (Mating Area)
100µin (2.54µm) MIN. Select Tin
G30: 30µin (0.76µm) MIN. Select Gold (Mating Area)
100µin (2.54µm) MIN. Select Tin
T: Tin over Nickel



Ordering Information & Dimensions:

PART NO.	Dimensions		PART NO.	Dimensions	
	A	B		A	B
2x2P	2.54	5.58	2x22P	53.34	56.38
2x3P	5.08	8.12	2x23P	55.88	58.92
2x4P	7.62	10.66	2x24P	58.42	61.46
2x5P	10.16	13.20	2x25P	60.96	64.00
2x6P	12.70	15.74	2x26P	63.50	66.54
2x7P	15.24	18.28	2x27P	66.04	69.08
2x8P	17.78	20.82	2x28P	68.58	71.62
2x9P	20.32	23.36	2x29P	71.12	74.16
2x10P	22.86	25.90	2x30P	73.66	76.70
2x11P	25.40	28.44	2x31P	76.20	79.24
2x12P	27.94	30.98	2x32P	78.74	81.78
2x13P	30.48	33.52	2x33P	81.28	84.32
2x14P	33.02	36.06	2x34P	83.82	86.86
2x15P	35.56	38.60	2x35P	86.36	89.40
2x16P	38.10	41.14	2x36P	88.90	91.94
2x17P	40.64	43.68	2x37P	91.44	94.48
2x18P	43.18	46.22	2x38P	93.98	97.02
2x19P	45.72	48.76	2x39P	96.52	99.56
2x20P	48.26	51.30	2x40P	99.06	102.10
2x21P	50.80	53.84			

Unit: mm

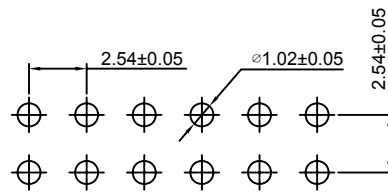
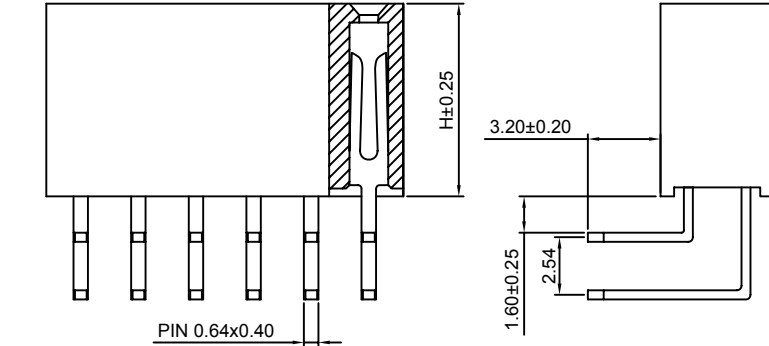
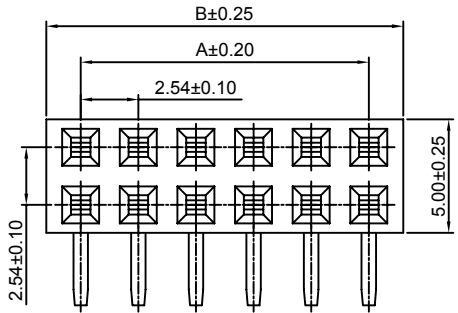
A2541HWR-2xXP

2.54mm Pitch 90° Dual Row Female Header

Reference Informations:

- *Material: Pin: Brass/Gold over Nickel
Insulator: PBT, UL94V-0
- *Mates with CJT A2541 series Dual row Pin Header
- *Color: Black

- Ordering Information:
A2541HWR-2xXP - *** - *** - ***
1. Part No.
2. Size(H):
(blank): 8.50mm
H71: 7.10mm
H57: 5.70mm
H50: 5.00mm
H35: 3.50mm (B-B-0.50mm)
H110: 11.00mm
3. Material:
(blank): PBT, UL94V-0
6T: Nylon 6T, UL94V-0
GWT: Nylon 6T, UL94V-0, GWT 750 °C
4. Finish:
(blank): Gold-flash
G15: 15µin (0.38µm) MIN. Select Gold (Mating Area)
100µin (2.54µm) MIN. Select Tin
G30: 30µin (0.76µm) MIN. Select Gold (Mating Area)
100µin (2.54µm) MIN. Select Tin
T: Tin over Nickel



P.C.B LAYOUT

Ordering Information & Dimensions:

PART NO.	Dimensions		PART NO.	Dimensions	
	A	B		A	B
2x2P	2.54	5.58	2x22P	53.34	56.38
2x3P	5.08	8.12	2x23P	55.88	58.92
2x4P	7.62	10.66	2x24P	58.42	61.46
2x5P	10.16	13.20	2x25P	60.96	64.00
2x6P	12.70	15.74	2x26P	63.50	66.54
2x7P	15.24	18.28	2x27P	66.04	69.08
2x8P	17.78	20.82	2x28P	68.58	71.62
2x9P	20.32	23.36	2x29P	71.12	74.16
2x10P	22.86	25.90	2x30P	73.66	76.70
2x11P	25.40	28.44	2x31P	76.20	79.24
2x12P	27.94	30.98	2x32P	78.74	81.78
2x13P	30.48	33.52	2x33P	81.28	84.32
2x14P	33.02	36.06	2x34P	83.82	86.86
2x15P	35.56	38.60	2x35P	86.36	89.40
2x16P	38.10	41.14	2x36P	88.90	91.94
2x17P	40.64	43.68	2x37P	91.44	94.48
2x18P	43.18	46.22	2x38P	93.98	97.02
2x19P	45.72	48.76	2x39P	96.52	99.56
2x20P	48.26	51.30	2x40P	99.06	102.10
2x21P	50.80	53.84			

Unit: mm

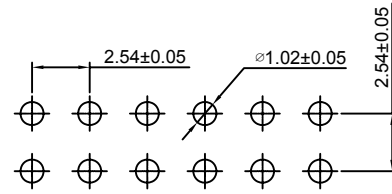
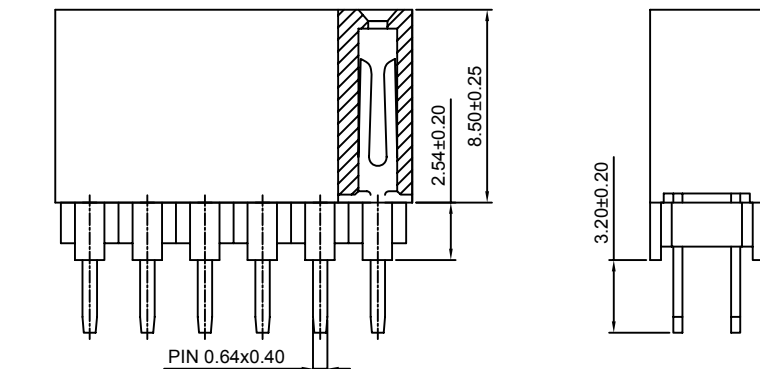
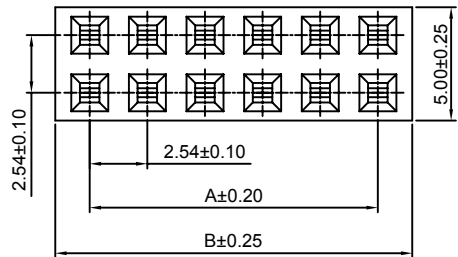
A2541HWV-2xXP-H

2.54mm Pitch 180° Dual Row Female Header

Reference Informations:

- *Material: Pin: Brass/Gold over Nickel
Insulator: PBT, UL94V-0
- *Mates with CJT A2541 series Dual row Pin Header
- *Color: Black

- Ordering Information:
A2541HWV-2xXP - *** - ***
1. Part No.
2. Material:
(blank): PBT, UL94V-0
6T: Nylon 6T, UL94V-0
GWT: Nylon 6T, UL94V-0, GWT 750 °C
3. Finish:
(blank): Gold-flash
G15: 15µin (0.38µm) MIN. Select Gold (Mating Area)
100µin (2.54µm) MIN. Select Tin
G30: 30µin (0.76µm) MIN. Select Gold (Mating Area)
100µin (2.54µm) MIN. Select Tin
T: Tin over Nickel



P.C.B LAYOUT

Ordering Information & Dimensions:

PART NO.	Dimensions		PART NO.	Dimensions	
	A	B		A	B
2x2P	2.54	5.58	2x22P	53.34	56.38
2x3P	5.08	8.12	2x23P	55.88	58.92
2x4P	7.62	10.66	2x24P	58.42	61.46
2x5P	10.16	13.20	2x25P	60.96	64.00
2x6P	12.70	15.74	2x26P	63.50	66.54
2x7P	15.24	18.28	2x27P	66.04	69.08
2x8P	17.78	20.82	2x28P	68.58	71.62
2x9P	20.32	23.36	2x29P	71.12	74.16
2x10P	22.86	25.90	2x30P	73.66	76.70
2x11P	25.40	28.44	2x31P	76.20	79.24
2x12P	27.94	30.98	2x32P	78.74	81.78
2x13P	30.48	33.52	2x33P	81.28	84.32
2x14P	33.02	36.06	2x34P	83.82	86.86
2x15P	35.56	38.60	2x35P	86.36	89.40
2x16P	38.10	41.14	2x36P	88.90	91.94
2x17P	40.64	43.68	2x37P	91.44	94.48
2x18P	43.18	46.22	2x38P	93.98	97.02
2x19P	45.72	48.76	2x39P	96.52	99.56
2x20P	48.26	51.30	2x40P	99.06	102.10
2x21P	50.80	53.84			

Unit: mm

A2541HWW-S-2xXP

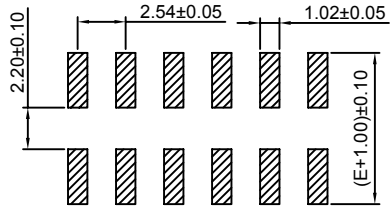
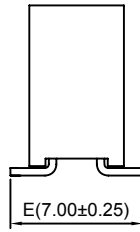
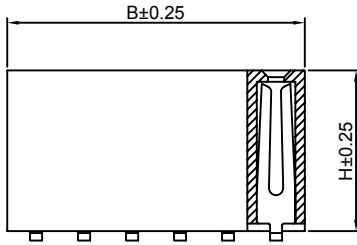
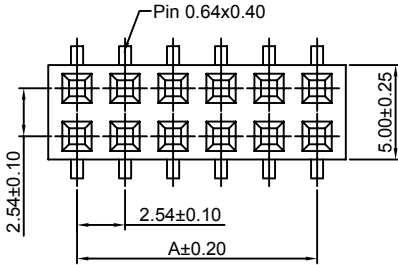
2.54mm Pitch 180° Dual Row Female Header - SMT TYPE

Reference Informations:

- *Material: Pin: Brass/Gold over Nickel
Insulator: Nylon 6T, UL94V-0
- *Mates with CJT A2541 series Dual row Pin Header
- *Color: Black

Ordering Information:
A2541HWW-S-2xXP - *** - *** - *** - ***
1 2 3 4 5

- Part No.
- Size(H):
(blank): 8.50mm
H71: 7.10mm
H57: 5.70mm
H50: 5.00mm
H110: 11.00mm
- Size(E):
(blank): 7.00mm
E80: 8.00mm
- Material:
(blank): Nylon 6T, UL94V-0
GWT: Nylon 6T, UL94V-0, GWT 750°C
- Finish:
(blank): Gold-flash
G15: 15µin (0.38µm) MIN. Select Gold (Mating Area)
100µin (2.54µm) MIN. Select Tin
G30: 30µin (0.76µm) MIN. Select Gold (Mating Area)
100µin (2.54µm) MIN. Select Tin
T: Tin over Nickel



P.C.B LAYOUT

Ordering Information & Dimensions:

PART NO.	Dimensions		PART NO.	Dimensions	
	A	B		A	B
2x2P	2.54	5.58	2x22P	53.34	56.38
2x3P	5.08	8.12	2x23P	55.88	58.92
2x4P	7.62	10.66	2x24P	58.42	61.46
2x5P	10.16	13.20	2x25P	60.96	64.00
2x6P	12.70	15.74	2x26P	63.50	66.54
2x7P	15.24	18.28	2x27P	66.04	69.08
2x8P	17.78	20.82	2x28P	68.58	71.62
2x9P	20.32	23.36	2x29P	71.12	74.16
2x10P	22.86	25.90	2x30P	73.66	76.70
2x11P	25.40	28.44	2x31P	76.20	79.24
2x12P	27.94	30.98	2x32P	78.74	81.78
2x13P	30.48	33.52	2x33P	81.28	84.32
2x14P	33.02	36.06	2x34P	83.82	86.86
2x15P	35.56	38.60	2x35P	86.36	89.40
2x16P	38.10	41.14	2x36P	88.90	91.94
2x17P	40.64	43.68	2x37P	91.44	94.48
2x18P	43.18	46.22	2x38P	93.98	97.02
2x19P	45.72	48.76	2x39P	96.52	99.56
2x20P	48.26	51.30	2x40P	99.06	102.10
2x21P	50.80	53.84			

Unit: mm

A2541HWR-S-2xXP

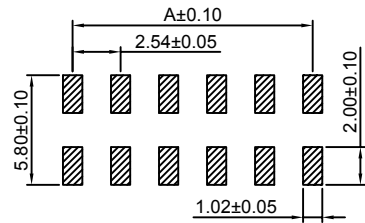
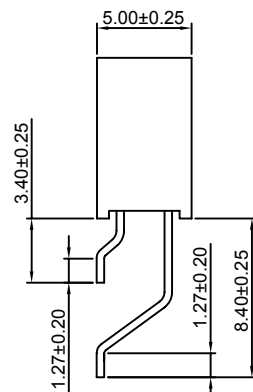
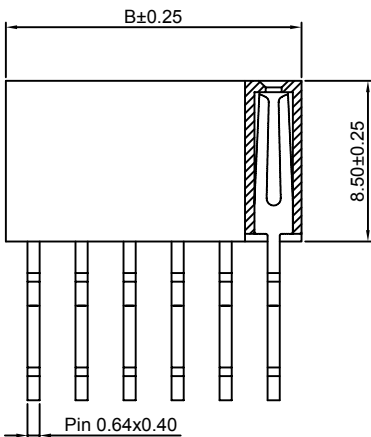
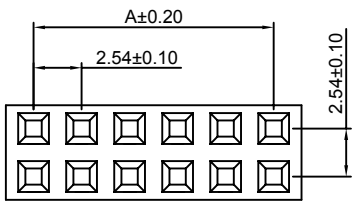
2.54mm Pitch 90° Dual Row Female Header - SMT TYPE

Reference Informations:

- *Material: Pin: Phosphor Bronze/Gold over Nickel
Insulator: Nylon 6T, UL94V-0
- *Mates with CJT A2541 series Dual row Pin Header
- *Color: Black

Ordering Information:
A2541HWR-S-2xXP - *** - ***
1 2 3

- Part No.
- Material:
(Blank): Nylon 6T, UL94V-0
GWT: Nylon 6T, UL94V-0, GWT 750°C
- Finish:
(blank): Gold-flash
G15: 15µin (0.38µm) MIN. Select Gold (Mating Area)
100µin (2.54µm) MIN. Select Tin
G30: 30µin (0.76µm) MIN. Select Gold (Mating Area)
100µin (2.54µm) MIN. Select Tin
T: Tin over Nickel



P.C.B LAYOUT

Ordering Information & Dimensions:

PART NO.	Dimensions		PART NO.	Dimensions	
	A	B		A	B
2x2P	2.54	5.58	2x22P	53.34	56.38
2x3P	5.08	8.12	2x23P	55.88	58.92
2x4P	7.62	10.66	2x24P	58.42	61.46
2x5P	10.16	13.20	2x25P	60.96	64.00
2x6P	12.70	15.74	2x26P	63.50	66.54
2x7P	15.24	18.28	2x27P	66.04	69.08
2x8P	17.78	20.82	2x28P	68.58	71.62
2x9P	20.32	23.36	2x29P	71.12	74.16
2x10P	22.86	25.90	2x30P	73.66	76.70
2x11P	25.40	28.44	2x31P	76.20	79.24
2x12P	27.94	30.98	2x32P	78.74	81.78
2x13P	30.48	33.52	2x33P	81.28	84.32
2x14P	33.02	36.06	2x34P	83.82	86.86
2x15P	35.56	38.60	2x35P	86.36	89.40
2x16P	38.10	41.14	2x36P	88.90	91.94
2x17P	40.64	43.68	2x37P	91.44	94.48
2x18P	43.18	46.22	2x38P	93.98	97.02
2x19P	45.72	48.76	2x39P	96.52	99.56
2x20P	48.26	51.30	2x40P	99.06	102.10
2x21P	50.80	53.84			

Unit: mm

A2541HWV-S-F-2xXP

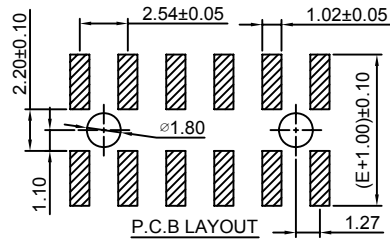
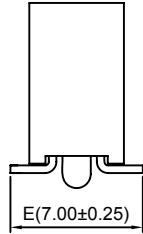
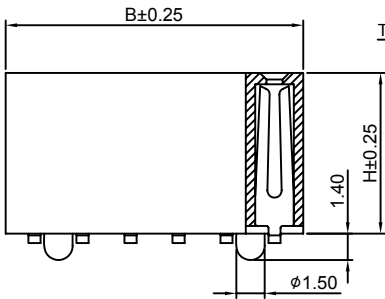
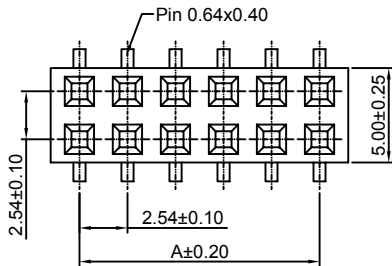
2.54mm Pitch 180° Dual Row Female Header - SMT TYPE

Reference Informations:

- *Material: Pin: Brass/Gold over Nickel
Insulator: Nylon 6T, UL94V-0
- *Mates with CJT A2541 series Dual row Pin Header
- *Color: Black

Ordering Information:
A2541HWV-S-F-2xXP - **** - *** - *** - ***
1 2 3 4 5

- Part No.
- Size(H):
(blank): 8.50mm
H71: 7.10mm
H57: 5.70mm
H50: 5.00mm
H110: 11.00mm
- Size(E):
(blank): 7.00mm
E80: 8.00mm
- Material:
(blank): Nylon 6T, UL94V-0
GWT: Nylon 6T, UL94V-0, GWT 750°C
- Finish:
(blank): Gold-flash
G15: 15µin (0.38µm) MIN. Select Gold (Mating Area)
100µin (2.54µm) MIN. Select Tin
G30: 30µin (0.76µm) MIN. Select Gold (Mating Area)
100µin (2.54µm) MIN. Select Tin
T: Tin over Nickel



Ordering Information & Dimensions:

PART NO.	Dimensions		PART NO.	Dimensions	
	A	B		A	B
2x2P	2.54	5.58	2x22P	53.34	56.38
2x3P	5.08	8.12	2x23P	55.88	58.92
2x4P	7.62	10.66	2x24P	58.42	61.46
2x5P	10.16	13.20	2x25P	60.96	64.00
2x6P	12.70	15.74	2x26P	63.50	66.54
2x7P	15.24	18.28	2x27P	66.04	69.08
2x8P	17.78	20.82	2x28P	68.58	71.62
2x9P	20.32	23.36	2x29P	71.12	74.16
2x10P	22.86	25.90	2x30P	73.66	76.70
2x11P	25.40	28.44	2x31P	76.20	79.24
2x12P	27.94	30.98	2x32P	78.74	81.78
2x13P	30.48	33.52	2x33P	81.28	84.32
2x14P	33.02	36.06	2x34P	83.82	86.86
2x15P	35.56	38.60	2x35P	86.36	89.40
2x16P	38.10	41.14	2x36P	88.90	91.94
2x17P	40.64	43.68	2x37P	91.44	94.48
2x18P	43.18	46.22	2x38P	93.98	97.02
2x19P	45.72	48.76	2x39P	96.52	99.56
2x20P	48.26	51.30	2x40P	99.06	102.10
2x21P	50.80	53.84			

Unit: mm

A2541HWVA-2xXP

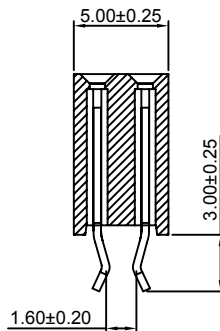
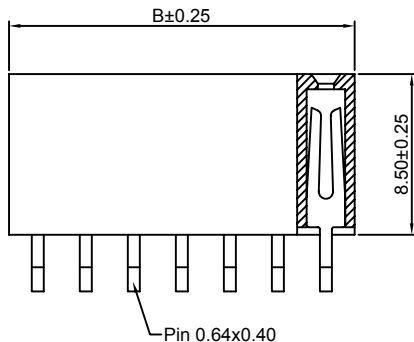
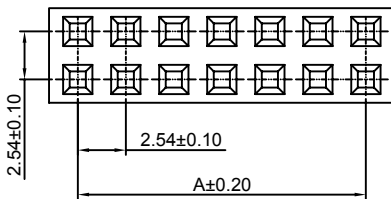
2.54mm Pitch 180° Dual Row Female Header

Reference Informations:

- *Material: Pin: Brass/Gold over Nickel
Insulator: PBT, UL94V-0
- *Mates with CJT A2541 series Dual row Pin Header
- *Color: Black

Ordering Information:
A2541HWVA-2xXP - *** - ***
1 2 3

- Part No.
- Material:
(blank): PBT, UL94V-0
6T: Nylon 6T, UL94V-0
GWT: Nylon 6T, UL94V-0, GWT 750°C
- Finish:
(blank): Gold-flash
G15: 15µin (0.38µm) MIN. Select Gold (Mating Area)
100µin (2.54µm) MIN. Select Tin
G30: 30µin (0.76µm) MIN. Select Gold (Mating Area)
100µin (2.54µm) MIN. Select Tin
T: Tin over Nickel



Ordering Information & Dimensions:

PART NO.	Dimensions		PART NO.	Dimensions	
	A	B		A	B
2x2P	2.54	5.58	2x22P	53.34	56.38
2x3P	5.08	8.12	2x23P	55.88	58.92
2x4P	7.62	10.66	2x24P	58.42	61.46
2x5P	10.16	13.20	2x25P	60.96	64.00
2x6P	12.70	15.74	2x26P	63.50	66.54
2x7P	15.24	18.28	2x27P	66.04	69.08
2x8P	17.78	20.82	2x28P	68.58	71.62
2x9P	20.32	23.36	2x29P	71.12	74.16
2x10P	22.86	25.90	2x30P	73.66	76.70
2x11P	25.40	28.44	2x31P	76.20	79.24
2x12P	27.94	30.98	2x32P	78.74	81.78
2x13P	30.48	33.52	2x33P	81.28	84.32
2x14P	33.02	36.06	2x34P	83.82	86.86
2x15P	35.56	38.60	2x35P	86.36	89.40
2x16P	38.10	41.14	2x36P	88.90	91.94
2x17P	40.64	43.68	2x37P	91.44	94.48
2x18P	43.18	46.22	2x38P	93.98	97.02
2x19P	45.72	48.76	2x39P	96.52	99.56
2x20P	48.26	51.30	2x40P	99.06	102.10
2x21P	50.80	53.84			

Unit: mm

A2541HWV-N-2xXP

2.54mm Pitch 180° Dual Row Female Header

Reference Informations:

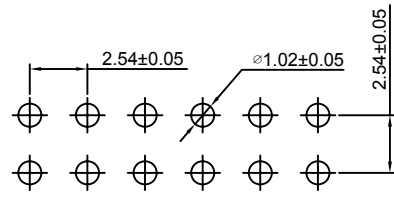
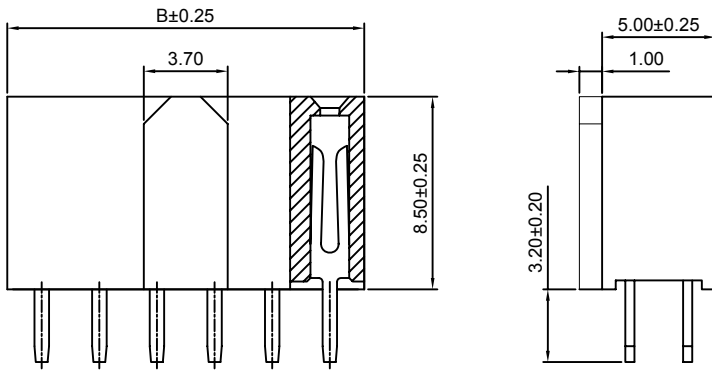
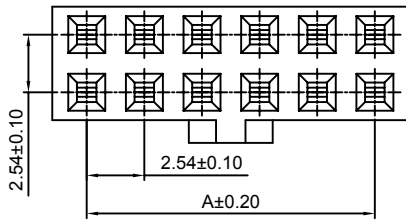
*Material: Pin: Brass/Gold over Nickel
Insulator: PBT, UL94V-0

*Mates with CJT A2541 series Dual row Pin Header

*Color: Black

Ordering Information:
A2541HWV-N-2xXP - *** - ***
1 2 3

1. Part No.
2. Material:
(blank): PBT, UL94V-0
6T: Nylon 6T, UL94V-0
GWT: Nylon 6T, UL94V-0, GWT 750°C
3. Finish:
(blank): Gold-flash
G15: 15µin (0.38µm) MIN. Select Gold (Mating Area)
100µin (2.54µm) MIN. Select Tin
G30: 30µin (0.76µm) MIN. Select Gold (Mating Area)
100µin (2.54µm) MIN. Select Tin
T: Tin over Nickel



P.C.B LAYOUT

Ordering Information & Dimensions:

PART NO.	Dimensions		PART NO.	Dimensions	
	A	B		A	B
2x2P	2.54	5.58	2x22P	53.34	56.38
2x3P	5.08	8.12	2x23P	55.88	58.92
2x4P	7.62	10.66	2x24P	58.42	61.46
2x5P	10.16	13.20	2x25P	60.96	64.00
2x6P	12.70	15.74	2x26P	63.50	66.54
2x7P	15.24	18.28	2x27P	66.04	69.08
2x8P	17.78	20.82	2x28P	68.58	71.62
2x9P	20.32	23.36	2x29P	71.12	74.16
2x10P	22.86	25.90	2x30P	73.66	76.70
2x11P	25.40	28.44	2x31P	76.20	79.24
2x12P	27.94	30.98	2x32P	78.74	81.78
2x13P	30.48	33.52	2x33P	81.28	84.32
2x14P	33.02	36.06	2x34P	83.82	86.86
2x15P	35.56	38.60	2x35P	86.36	89.40
2x16P	38.10	41.14	2x36P	88.90	91.94
2x17P	40.64	43.68	2x37P	91.44	94.48
2x18P	43.18	46.22	2x38P	93.98	97.02
2x19P	45.72	48.76	2x39P	96.52	99.56
2x20P	48.26	51.30	2x40P	99.06	102.10
2x21P	50.80	53.84			

Unit: mm

A2541HWR-N-2xXP

2.54mm Pitch 90° Dual Row Female Header

Reference Informations:

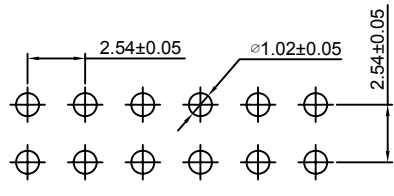
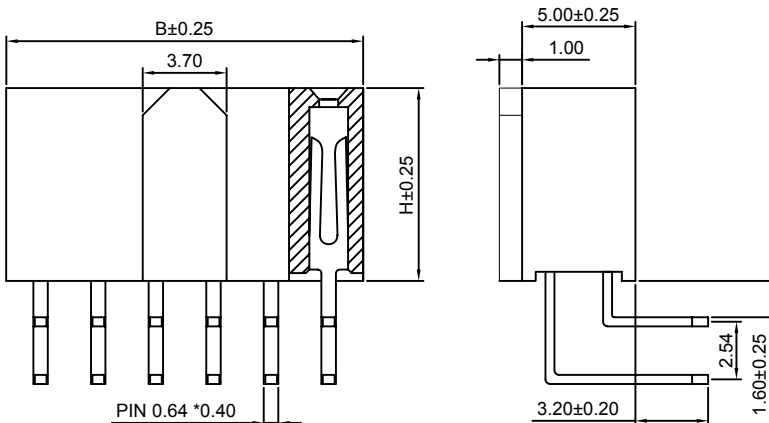
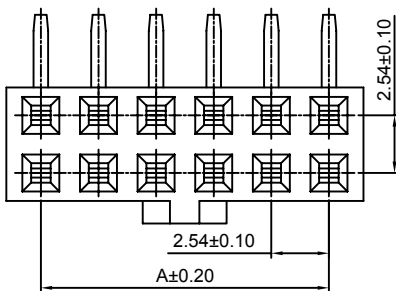
*Material: Pin: Brass/Gold over Nickel
Insulator: PBT, UL94V-0

*Mates with CJT A2541 series Dual row Pin Header

*Color: Black

Ordering Information:
A2541HWR-N-2xXP - *** - ***
1 2 3

1. Part No.
2. Material:
(blank): PBT, UL94V-0
6T: Nylon 6T, UL94V-0
GWT: Nylon 6T, UL94V-0, GWT 750°C
3. Finish:
(blank): Gold-flash
G15: 15µin (0.38µm) MIN. Select Gold (Mating Area)
100µin (2.54µm) MIN. Select Tin
G30: 30µin (0.76µm) MIN. Select Gold (Mating Area)
100µin (2.54µm) MIN. Select Tin
T: Tin over Nickel



P.C.B LAYOUT

Ordering Information & Dimensions:

PART NO.	Dimensions		PART NO.	Dimensions	
	A	B		A	B
2x2P	2.54	5.58	2x22P	53.34	56.38
2x3P	5.08	8.12	2x23P	55.88	58.92
2x4P	7.62	10.66	2x24P	58.42	61.46
2x5P	10.16	13.20	2x25P	60.96	64.00
2x6P	12.70	15.74	2x26P	63.50	66.54
2x7P	15.24	18.28	2x27P	66.04	69.08
2x8P	17.78	20.82	2x28P	68.58	71.62
2x9P	20.32	23.36	2x29P	71.12	74.16
2x10P	22.86	25.90	2x30P	73.66	76.70
2x11P	25.40	28.44	2x31P	76.20	79.24
2x12P	27.94	30.98	2x32P	78.74	81.78
2x13P	30.48	33.52	2x33P	81.28	84.32
2x14P	33.02	36.06	2x34P	83.82	86.86
2x15P	35.56	38.60	2x35P	86.36	89.40
2x16P	38.10	41.14	2x36P	88.90	91.94
2x17P	40.64	43.68	2x37P	91.44	94.48
2x18P	43.18	46.22	2x38P	93.98	97.02
2x19P	45.72	48.76	2x39P	96.52	99.56
2x20P	48.26	51.30	2x40P	99.06	102.10
2x21P	50.80	53.84			

Unit: mm

A2541HWV-N-2xXP-A

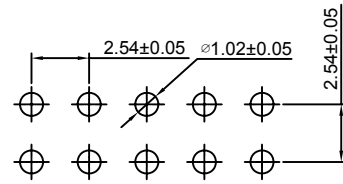
2.54mm Pitch 180° Dual Row Female Header

Reference Informations:

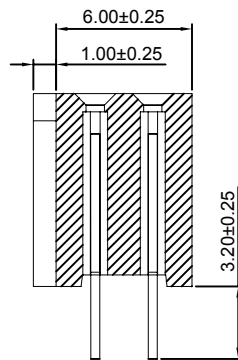
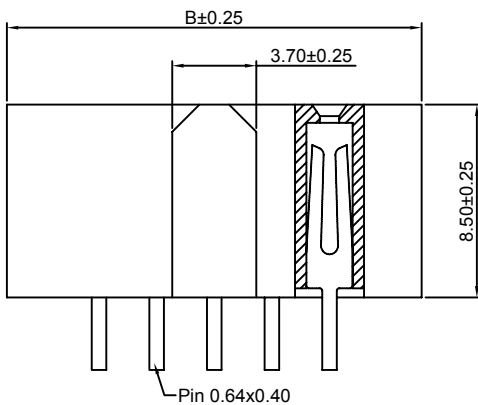
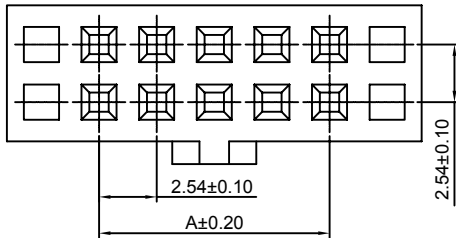
- *Material: Pin: Brass/Gold over Nickel
Insulator: PBT, UL94V-0
- *Mates with CJT A2541 series Dual row Pin Header
- *Color: Black

Ordering Information:
A2541HWV-N-2xXP-A - *** - ***
1 2 3

1. Part No.
2. Material:
(blank): PBT, UL94V-0
6T: Nylon 6T, UL94V-0
GWT: Nylon 6T, UL94V-0, GWT 750 °C
3. Finish:
(blank): Gold-flash
G15: 15µin (0.38µm) MIN. Select Gold (Mating Area)
100µin (2.54µm) MIN. Select Tin
G30: 30µin (0.76µm) MIN. Select Gold (Mating Area)
100µin (2.54µm) MIN. Select Tin
T: Tin over Nickel



P.C.B LAYOUT



Ordering Information & Dimensions:

PART NO.	Dimensions		PART NO.	Dimensions	
	A	B		A	B
2x2P	2.54	5.58	2x22P	53.34	56.38
2x3P	5.08	8.12	2x23P	55.88	58.92
2x4P	7.62	10.66	2x24P	58.42	61.46
2x5P	10.16	13.20	2x25P	60.96	64.00
2x6P	12.70	15.74	2x26P	63.50	66.54
2x7P	15.24	18.28	2x27P	66.04	69.08
2x8P	17.78	20.82	2x28P	68.58	71.62
2x9P	20.32	23.36	2x29P	71.12	74.16
2x10P	22.86	25.90	2x30P	73.66	76.70
2x11P	25.40	28.44	2x31P	76.20	79.24
2x12P	27.94	30.98	2x32P	78.74	81.78
2x13P	30.48	33.52	2x33P	81.28	84.32
2x14P	33.02	36.06	2x34P	83.82	86.86
2x15P	35.56	38.60	2x35P	86.36	89.40
2x16P	38.10	41.14	2x36P	88.90	91.94
2x17P	40.64	43.68	2x37P	91.44	94.48
2x18P	43.18	46.22	2x38P	93.98	97.02
2x19P	45.72	48.76	2x39P	96.52	99.56
2x20P	48.26	51.30	2x40P	99.06	102.10
2x21P	50.80	53.84			

Unit: mm

A2541HWV-N-S-2xXP

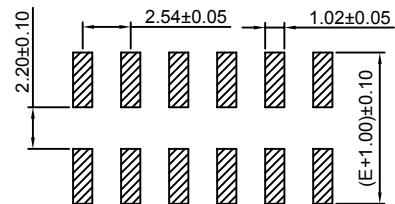
2.54mm Pitch 180° Dual Row Female Header - SMT TYPE

Reference Informations:

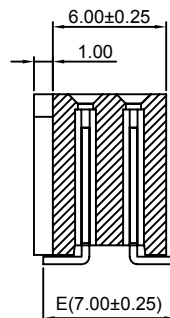
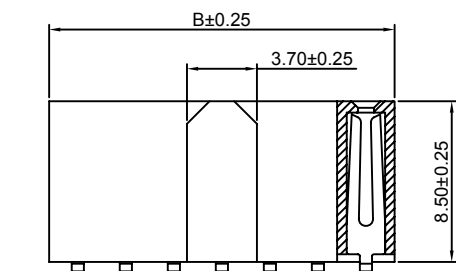
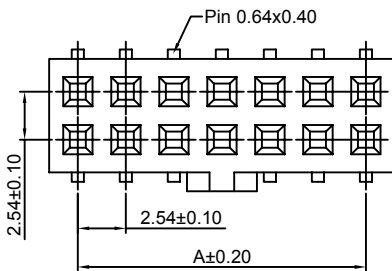
- *Material: Pin: Brass/Gold over Nickel
Insulator: Nylon 6T, UL94V-0
- *Mates with CJT A2541 series Dual row Pin Header
- *Color: Black

Ordering Information:
A2541HWV-N-S-2xXP - *** - *** - ***
1 2 3 4

1. Part No.
2. Size (E):
(blank): 7.00mm
E80: 8.00mm
3. Material:
(blank): Nylon 6T, UL94V-0
GWT: Nylon 6T, UL94V-0, GWT 750 °C
4. Finish:
(blank): Gold-flash
G15: 15µin (0.38µm) MIN. Select Gold (Mating Area)
100µin (2.54µm) MIN. Select Tin
G30: 30µin (0.76µm) MIN. Select Gold (Mating Area)
100µin (2.54µm) MIN. Select Tin
T: Tin over Nickel



P.C.B LAYOUT



Ordering Information & Dimensions:

PART NO.	Dimensions		PART NO.	Dimensions	
	A	B		A	B
2x2P	2.54	5.58	2x22P	53.34	56.38
2x3P	5.08	8.12	2x23P	55.88	58.92
2x4P	7.62	10.66	2x24P	58.42	61.46
2x5P	10.16	13.20	2x25P	60.96	64.00
2x6P	12.70	15.74	2x26P	63.50	66.54
2x7P	15.24	18.28	2x27P	66.04	69.08
2x8P	17.78	20.82	2x28P	68.58	71.62
2x9P	20.32	23.36	2x29P	71.12	74.16
2x10P	22.86	25.90	2x30P	73.66	76.70
2x11P	25.40	28.44	2x31P	76.20	79.24
2x12P	27.94	30.98	2x32P	78.74	81.78
2x13P	30.48	33.52	2x33P	81.28	84.32
2x14P	33.02	36.06	2x34P	83.82	86.86
2x15P	35.56	38.60	2x35P	86.36	89.40
2x16P	38.10	41.14	2x36P	88.90	91.94
2x17P	40.64	43.68	2x37P	91.44	94.48
2x18P	43.18	46.22	2x38P	93.98	97.02
2x19P	45.72	48.76	2x39P	96.52	99.56
2x20P	48.26	51.30	2x40P	99.06	102.10
2x21P	50.80	53.84			

Unit: mm

A2541HWV-N-S-2xXP-A

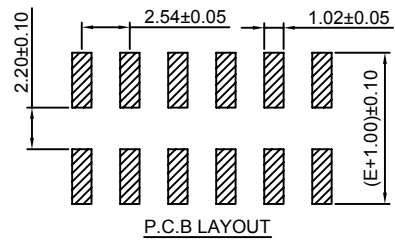
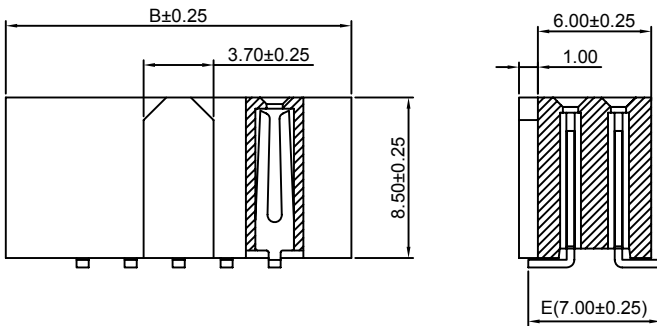
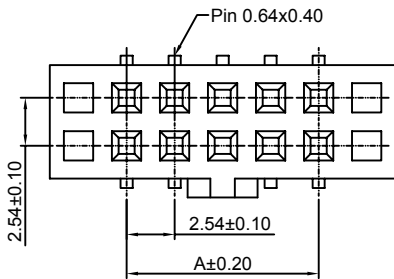
2.54mm Pitch 180° Dual Row Female Header -SMT TYPE

Reference Informations:

- *Material: Pin: Brass/Gold over Nickel
Insulator: Nylon 6T, UL94V-0
- *Mates with CJT A2541 series Dual row Pin Header
- *Color: Black

Ordering Information:
A2541HWV-N-S-2xXP-A - *** - *** - ***
1 2 3 4

- Part No.
- Size(E):
(blank): 7.00mm
E80: 8.00mm
- Material:
(blank): Nylon 6T, UL94V-0
GWT: Nylon 6T, UL94V-0, GWT 750 °C
- Finish:
(blank): Gold-flash
G15: 15µin (0.38µm) MIN. Select Gold (Mating Area)
100µin (2.54µm) MIN. Select Tin
G30: 30µin (0.76µm) MIN. Select Gold (Mating Area)
100µin (2.54µm) MIN. Select Tin
I: Tin over Nickel



Ordering Information & Dimensions:

PART NO.	Dimensions		PART NO.	Dimensions	
	A	B		A	B
2x2P	2.54	5.58	2x22P	53.34	56.38
2x3P	5.08	8.12	2x23P	55.88	58.92
2x4P	7.62	10.66	2x24P	58.42	61.46
2x5P	10.16	13.20	2x25P	60.96	64.00
2x6P	12.70	15.74	2x26P	63.50	66.54
2x7P	15.24	18.28	2x27P	66.04	69.08
2x8P	17.78	20.82	2x28P	68.58	71.62
2x9P	20.32	23.36	2x29P	71.12	74.16
2x10P	22.86	25.90	2x30P	73.66	76.70
2x11P	25.40	28.44	2x31P	76.20	79.24
2x12P	27.94	30.98	2x32P	78.74	81.78
2x13P	30.48	33.52	2x33P	81.28	84.32
2x14P	33.02	36.06	2x34P	83.82	86.86
2x15P	35.56	38.60	2x35P	86.36	89.40
2x16P	38.10	41.14	2x36P	88.90	91.94
2x17P	40.64	43.68	2x37P	91.44	94.48
2x18P	43.18	46.22	2x38P	93.98	97.02
2x19P	45.72	48.76	2x39P	96.52	99.56
2x20P	48.26	51.30	2x40P	99.06	102.10
2x21P	50.80	53.84			

Unit: mm

A2541HWV-N1-2xXP

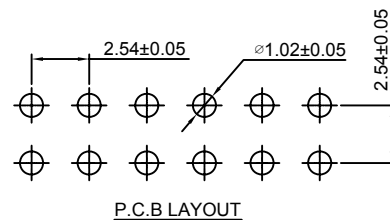
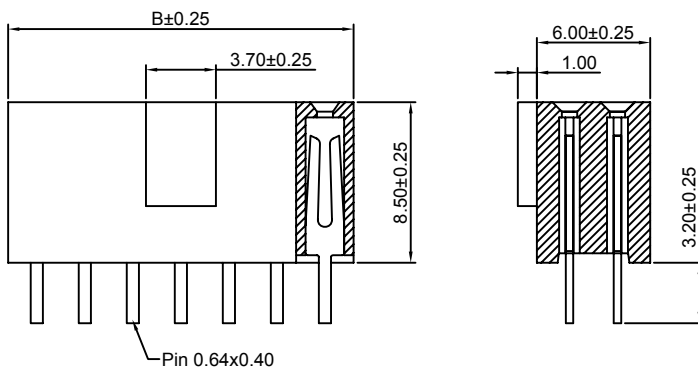
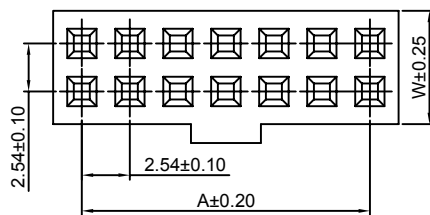
2.54mm Pitch 180° Dual Row Female Header

Reference Informations:

- *Material: Pin: Brass/Gold over Nickel
Insulator: PBT, UL94V-0
- *Mates with CJT A2541 series Dual row Pin Header
- *Color: Black

Ordering Information:
A2541HWV-N1-2xXP - *** - *** - ***
1 2 3 4

- Part No.
- Size(W):
(blank): 6.00mm
W50: 5.00mm
- Material:
(blank): PBT, UL94V-0
6T: Nylon 6T, UL94V-0
GWT: Nylon 6T, UL94V-0, GWT 750 °C
- Finish:
(blank): Gold-flash
G15: 15µin (0.38µm) MIN. Select Gold (Mating Area)
100µin (2.54µm) MIN. Select Tin
G30: 30µin (0.76µm) MIN. Select Gold (Mating Area)
100µin (2.54µm) MIN. Select Tin
I: Tin over Nickel



Ordering Information & Dimensions:

PART NO.	Dimensions		PART NO.	Dimensions	
	A	B		A	B
2x2P	2.54	5.58	2x22P	53.34	56.38
2x3P	5.08	8.12	2x23P	55.88	58.92
2x4P	7.62	10.66	2x24P	58.42	61.46
2x5P	10.16	13.20	2x25P	60.96	64.00
2x6P	12.70	15.74	2x26P	63.50	66.54
2x7P	15.24	18.28	2x27P	66.04	69.08
2x8P	17.78	20.82	2x28P	68.58	71.62
2x9P	20.32	23.36	2x29P	71.12	74.16
2x10P	22.86	25.90	2x30P	73.66	76.70
2x11P	25.40	28.44	2x31P	76.20	79.24
2x12P	27.94	30.98	2x32P	78.74	81.78
2x13P	30.48	33.52	2x33P	81.28	84.32
2x14P	33.02	36.06	2x34P	83.82	86.86
2x15P	35.56	38.60	2x35P	86.36	89.40
2x16P	38.10	41.14	2x36P	88.90	91.94
2x17P	40.64	43.68	2x37P	91.44	94.48
2x18P	43.18	46.22	2x38P	93.98	97.02
2x19P	45.72	48.76	2x39P	96.52	99.56
2x20P	48.26	51.30	2x40P	99.06	102.10
2x21P	50.80	53.84			

A2541HWV-N1-2xXP-A

2.54mm Pitch 180° Dual Row Female Header

Reference Informations:

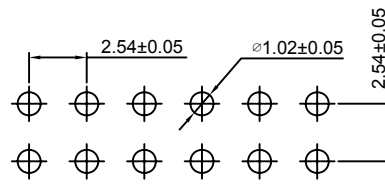
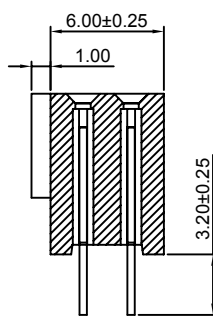
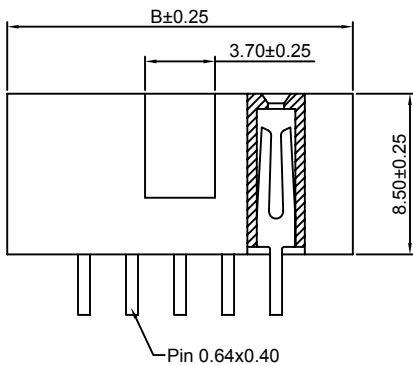
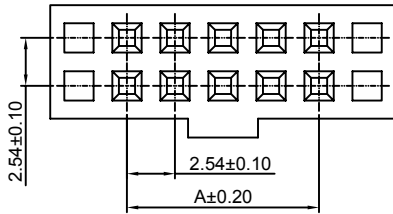
*Material: Pin: Brass/Gold over Nickel
Insulator: PBT, UL94V-0

*Mates with CJT A2541 series Dual row Pin Header

*Color: Black

Ordering Information:
A2541HWV-N1-2xXP-A - $\frac{***}{1} - \frac{***}{2} - \frac{***}{3}$

- Part No.
- Material:
(blank): PBT, UL94V-0
6T: Nylon 6T, UL94V-0
GWT: Nylon 6T, UL94V-0, GWT 750°C
- Finish:
(blank): Gold-flash
G15: 15µin (0.38µm) MIN. Select Gold (Mating Area)
100µin (2.54µm) MIN. Select Tin
G30: 30µin (0.76µm) MIN. Select Gold (Mating Area)
100µin (2.54µm) MIN. Select Tin
T: Tin over Nickel



P.C.B LAYOUT

Ordering Information & Dimensions:

PART NO.	Dimensions		PART NO.	Dimensions	
	A	B		A	B
2x2P	2.54	5.58	2x22P	53.34	56.38
2x3P	5.08	8.12	2x23P	55.88	58.92
2x4P	7.62	10.66	2x24P	58.42	61.46
2x5P	10.16	13.20	2x25P	60.96	64.00
2x6P	12.70	15.74	2x26P	63.50	66.54
2x7P	15.24	18.28	2x27P	66.04	69.08
2x8P	17.78	20.82	2x28P	68.58	71.62
2x9P	20.32	23.36	2x29P	71.12	74.16
2x10P	22.86	25.90	2x30P	73.66	76.70
2x11P	25.40	28.44	2x31P	76.20	79.24
2x12P	27.94	30.98	2x32P	78.74	81.78
2x13P	30.48	33.52	2x33P	81.28	84.32
2x14P	33.02	36.06	2x34P	83.82	86.86
2x15P	35.56	38.60	2x35P	86.36	89.40
2x16P	38.10	41.14	2x36P	88.90	91.94
2x17P	40.64	43.68	2x37P	91.44	94.48
2x18P	43.18	46.22	2x38P	93.98	97.02
2x19P	45.72	48.76	2x39P	96.52	99.56
2x20P	48.26	51.30	2x40P	99.06	102.10
2x21P	50.80	53.84			

Unit: mm

A2541HWV-2xXP-U

2.54mm Pitch 180° Dual Row Female Header

Reference Informations:

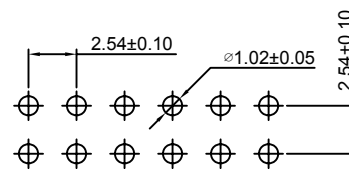
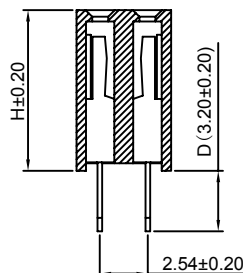
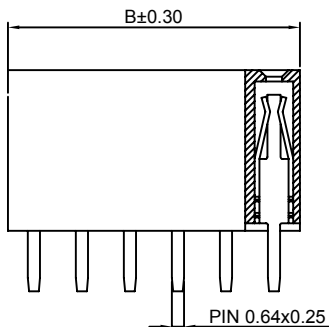
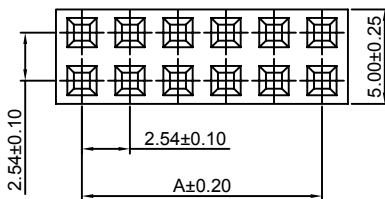
*Material: Pin: Brass/Gold over Nickel
Insulator: PBT, UL94V-0

*Mates with CJT A2541 series Dual row Pin Header

*Color: Black

Ordering Information:
A2541HWV-2xXP-U - $\frac{***}{1} - \frac{***}{2} - \frac{***}{3} - \frac{***}{4}$

- Part No.
- Size(H):
(blank): 8.50mm
H71: 7.10mm
H50: 5.00mm (Pin: 0.60x0.20)
H35: 3.50mm (Pin: 0.50x0.15, B: 0.50mm, D: 3.50mm)
- Material:
(blank): PBT, UL94V-0
6T: Nylon 6T, UL94V-0
GWT: Nylon 6T, UL94V-0, GWT 750°C
- Finish:
(blank): Gold-flash
G15: 15µin (0.38µm) MIN. Select Gold (Mating Area)
100µin (2.54µm) MIN. Select Tin
G30: 30µin (0.76µm) MIN. Select Gold (Mating Area)
100µin (2.54µm) MIN. Select Tin
T: Tin over Nickel



P.C.B LAYOUT

Ordering Information & Dimensions:

PART NO.	Dimensions		PART NO.	Dimensions	
	A	B		A	B
2x2P	2.54	5.58	2x22P	53.34	56.38
2x3P	5.08	8.12	2x23P	55.88	58.92
2x4P	7.62	10.66	2x24P	58.42	61.46
2x5P	10.16	13.20	2x25P	60.96	64.00
2x6P	12.70	15.74	2x26P	63.50	66.54
2x7P	15.24	18.28	2x27P	66.04	69.08
2x8P	17.78	20.82	2x28P	68.58	71.62
2x9P	20.32	23.36	2x29P	71.12	74.16
2x10P	22.86	25.90	2x30P	73.66	76.70
2x11P	25.40	28.44	2x31P	76.20	79.24
2x12P	27.94	30.98	2x32P	78.74	81.78
2x13P	30.48	33.52	2x33P	81.28	84.32
2x14P	33.02	36.06	2x34P	83.82	86.86
2x15P	35.56	38.60	2x35P	86.36	89.40
2x16P	38.10	41.14	2x36P	88.90	91.94
2x17P	40.64	43.68	2x37P	91.44	94.48
2x18P	43.18	46.22	2x38P	93.98	97.02
2x19P	45.72	48.76	2x39P	96.52	99.56
2x20P	48.26	51.30	2x40P	99.06	102.10
2x21P	50.80	53.84			

Unit: mm

A2541HWV-S-2xXP-U

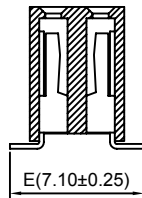
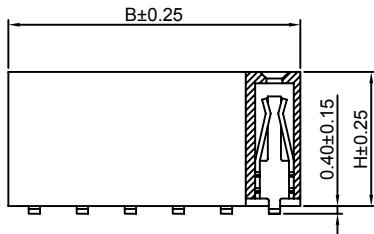
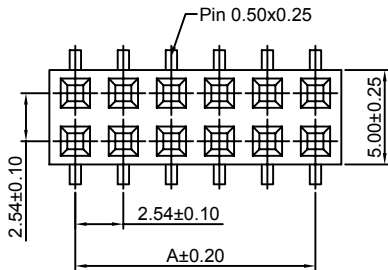
2.54mm Pitch 180° Dual Row Female Header - SMT TYPE

Reference Informations:

*Material: Pin: Brass/Gold over Nickel
Insulator: Nylon 6T, UL94V-0

*Mates with CJT A2541 series Dual row Pin Header

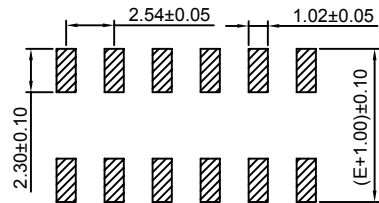
*Color: Black



Ordering Information:

A2541HWV-S-2xXP-U - *** - *** - *** - ***
1 2 3 4 5

- Part No.
- Size(H):
(blank): 8.50mm
H71: 7.10mm (Pin 0.60x0.25)
H50: 5.00mm (Pin 0.60x0.25)
H35: 3.50mm (Pin 0.50x0.20, B: B-0.50mm)
- Size(E):
(blank): 7.10mm (H85, H71, H35)
E74: 7.40mm (H50)
E66: 6.60mm (H50, H35)
- Material:
(blank): Nylon 6T, UL94V-0
GWT: Nylon 6T, UL94V-0, GWT 750 °C
- Finish:
(blank): Gold-flash
G15: 15µm (0.38µm) MIN. Select Gold (Mating Area)
100µm (2.54µm) MIN. Select Tin
G30: 30µm (0.76µm) MIN. Select Gold (Mating Area)
100µm (2.54µm) MIN. Select Tin
T: Tin over Nickel



P.C.B LAYOUT

Ordering Information & Dimensions:

PART NO.	Dimensions		PART NO.	Dimensions	
	A	B		A	B
2x2P	2.54	5.58	2x22P	53.34	56.38
2x3P	5.08	8.12	2x23P	55.88	58.92
2x4P	7.62	10.66	2x24P	58.42	61.46
2x5P	10.16	13.20	2x25P	60.96	64.00
2x6P	12.70	15.74	2x26P	63.50	66.54
2x7P	15.24	18.28	2x27P	66.04	69.08
2x8P	17.78	20.82	2x28P	68.58	71.62
2x9P	20.32	23.36	2x29P	71.12	74.16
2x10P	22.86	25.90	2x30P	73.66	76.70
2x11P	25.40	28.44	2x31P	76.20	79.24
2x12P	27.94	30.98	2x32P	78.74	81.78
2x13P	30.48	33.52	2x33P	81.28	84.32
2x14P	33.02	36.06	2x34P	83.82	86.86
2x15P	35.56	38.60	2x35P	86.36	89.40
2x16P	38.10	41.14	2x36P	88.90	91.94
2x17P	40.64	43.68	2x37P	91.44	94.48
2x18P	43.18	46.22	2x38P	93.98	97.02
2x19P	45.72	48.76	2x39P	96.52	99.56
2x20P	48.26	51.30	2x40P	99.06	102.10
2x21P	50.80	53.84			

Unit: mm

A2541HWV-S-F-2xXP-U

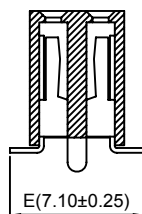
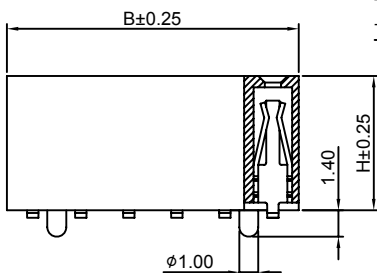
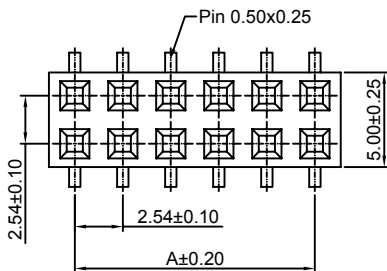
2.54mm Pitch 180° Dual Row Female Header - SMT TYPE

Reference Informations:

*Material: Pin: Brass/Gold over Nickel
Insulator: Nylon 6T, UL94V-0

*Mates with CJT A2541 series Dual row Pin Header

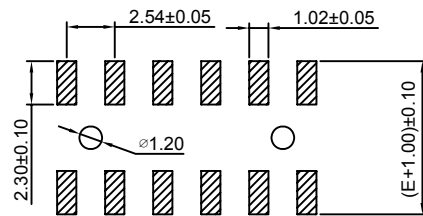
*Color: Black



Ordering Information:

A2541HWV-S-2xXP-U - *** - *** - *** - ***
1 2 3 4 5

- Part No.
- Size(H):
(blank): 8.50mm
H71: 7.10mm (Pin 0.60x0.25)
H50: 5.00mm (Pin 0.60x0.25)
H35: 3.50mm (Pin 0.50x0.20, B: B-0.50mm)
- Size(E):
(blank): 7.10mm (H85, H71, H35)
E74: 7.40mm (H50)
E66: 6.60mm (H50, H35)
- Material:
(blank): Nylon 6T, UL94V-0
GWT: Nylon 6T, UL94V-0, GWT 750 °C
- Finish:
(blank): Gold-flash
G15: 15µm (0.38µm) MIN. Select Gold (Mating Area)
100µm (2.54µm) MIN. Select Tin
G30: 30µm (0.76µm) MIN. Select Gold (Mating Area)
100µm (2.54µm) MIN. Select Tin
T: Tin over Nickel



P.C.B LAYOUT

Ordering Information & Dimensions:

PART NO.	Dimensions		PART NO.	Dimensions	
	A	B		A	B
2x2P	2.54	5.58	2x22P	53.34	56.38
2x3P	5.08	8.12	2x23P	55.88	58.92
2x4P	7.62	10.66	2x24P	58.42	61.46
2x5P	10.16	13.20	2x25P	60.96	64.00
2x6P	12.70	15.74	2x26P	63.50	66.54
2x7P	15.24	18.28	2x27P	66.04	69.08
2x8P	17.78	20.82	2x28P	68.58	71.62
2x9P	20.32	23.36	2x29P	71.12	74.16
2x10P	22.86	25.90	2x30P	73.66	76.70
2x11P	25.40	28.44	2x31P	76.20	79.24
2x12P	27.94	30.98	2x32P	78.74	81.78
2x13P	30.48	33.52	2x33P	81.28	84.32
2x14P	33.02	36.06	2x34P	83.82	86.86
2x15P	35.56	38.60	2x35P	86.36	89.40
2x16P	38.10	41.14	2x36P	88.90	91.94
2x17P	40.64	43.68	2x37P	91.44	94.48
2x18P	43.18	46.22	2x38P	93.98	97.02
2x19P	45.72	48.76	2x39P	96.52	99.56
2x20P	48.26	51.30	2x40P	99.06	102.10
2x21P	50.80	53.84			

Unit: mm

A2541HWRA-2xXP

2.54mm Pitch 90° Dual Row Female Header

Reference Informations:

*Material: Pin: Brass/Gold over Nickel
Insulator: PBT, UL94V-0

*Mates with CJT A2541 series Dual row Pin Header

*Color: Black

Ordering Information:

A2541HWRA-2xXP - *** - ***
1 2 3

1. Part No.

2. Material:

(blank): PBT, UL94V-0

6T: Nylon 6T, UL94V-0

GWT: Nylon 6T, UL94V-0, GWT 750 °C

3. Finish:

(blank): Gold-flash

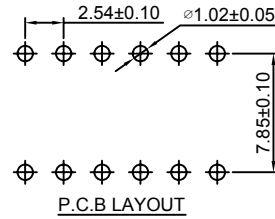
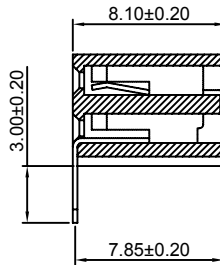
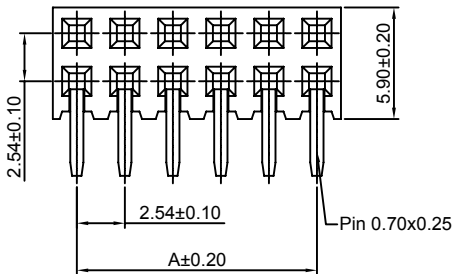
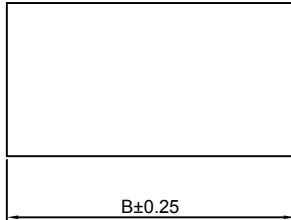
G15: 15µin (0.38µm) MIN. Select Gold (Mating Area)

100µin (2.54µm) MIN. Select Tin

G30: 30µin (0.76µm) MIN. Select Gold (Mating Area)

100µin (2.54µm) MIN. Select Tin

T: Tin over Nickel



Ordering Information & Dimensions:

PART NO.	Dimensions		PART NO.	Dimensions	
	A	B		A	B
2x2P	2.54	5.58	2x22P	53.34	56.38
2x3P	5.08	8.12	2x23P	55.88	58.92
2x4P	7.62	10.66	2x24P	58.42	61.46
2x5P	10.16	13.20	2x25P	60.96	64.00
2x6P	12.70	15.74	2x26P	63.50	66.54
2x7P	15.24	18.28	2x27P	66.04	69.08
2x8P	17.78	20.82	2x28P	68.58	71.62
2x9P	20.32	23.36	2x29P	71.12	74.16
2x10P	22.86	25.90	2x30P	73.66	76.70
2x11P	25.40	28.44	2x31P	76.20	79.24
2x12P	27.94	30.98	2x32P	78.74	81.78
2x13P	30.48	33.52	2x33P	81.28	84.32
2x14P	33.02	36.06	2x34P	83.82	86.86
2x15P	35.56	38.60	2x35P	86.36	89.40
2x16P	38.10	41.14	2x36P	88.90	91.94
2x17P	40.64	43.68	2x37P	91.44	94.48
2x18P	43.18	46.22	2x38P	93.98	97.02
2x19P	45.72	48.76	2x39P	96.52	99.56
2x20P	48.26	51.30	2x40P	99.06	102.10
2x21P	50.80	53.84			

Unit: mm

A2541HWRA-S-2xXP

2.54mm Pitch 90° Dual Row Female Header - SMT TYPE

Reference Informations:

*Material: Pin: Brass/Gold over Nickel
Insulator: Nylon 6T, UL94V-0

*Mates with CJT A2541 series Dual row Pin Header

*Color: Black

Ordering Information:

A2541HWRA-S-2xXP - *** - ***
1 2 3

1. Part No.

2. Material:

(blank): Nylon 6T, UL94V-0

GWT: Nylon 6T, UL94V-0, GWT 750 °C

3. Finish:

(blank): Gold-flash

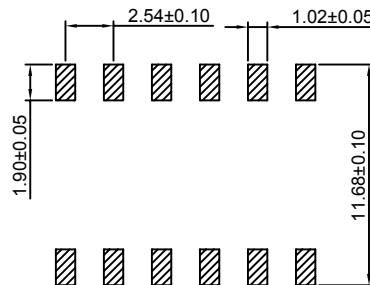
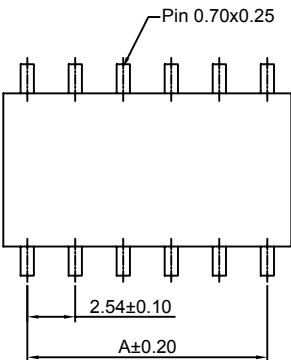
G15: 15µin (0.38µm) MIN. Select Gold (Mating Area)

100µin (2.54µm) MIN. Select Tin

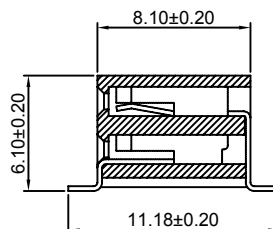
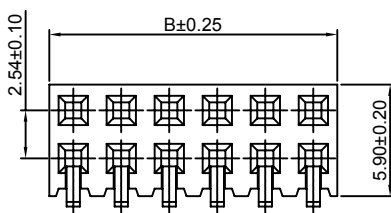
G30: 30µin (0.76µm) MIN. Select Gold (Mating Area)

100µin (2.54µm) MIN. Select Tin

T: Tin over Nickel



P.C.B LAYOUT



Ordering Information & Dimensions:

PART NO.	Dimensions		PART NO.	Dimensions	
	A	B		A	B
2x2P	2.54	5.58	2x22P	53.34	56.38
2x3P	5.08	8.12	2x23P	55.88	58.92
2x4P	7.62	10.66	2x24P	58.42	61.46
2x5P	10.16	13.20	2x25P	60.96	64.00
2x6P	12.70	15.74	2x26P	63.50	66.54
2x7P	15.24	18.28	2x27P	66.04	69.08
2x8P	17.78	20.82	2x28P	68.58	71.62
2x9P	20.32	23.36	2x29P	71.12	74.16
2x10P	22.86	25.90	2x30P	73.66	76.70
2x11P	25.40	28.44	2x31P	76.20	79.24
2x12P	27.94	30.98	2x32P	78.74	81.78
2x13P	30.48	33.52	2x33P	81.28	84.32
2x14P	33.02	36.06	2x34P	83.82	86.86
2x15P	35.56	38.60	2x35P	86.36	89.40
2x16P	38.10	41.14	2x36P	88.90	91.94
2x17P	40.64	43.68	2x37P	91.44	94.48
2x18P	43.18	46.22	2x38P	93.98	97.02
2x19P	45.72	48.76	2x39P	96.52	99.56
2x20P	48.26	51.30	2x40P	99.06	102.10
2x21P	50.80	53.84			

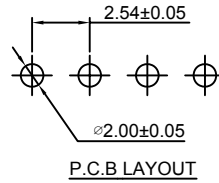
Unit: mm

A2541WVM-XP

2.54mm Pitch 180° Single Row Pin Header

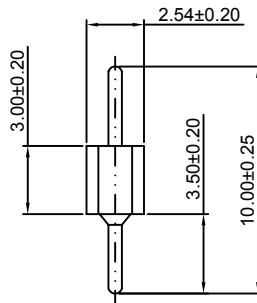
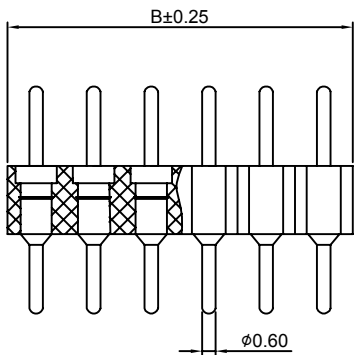
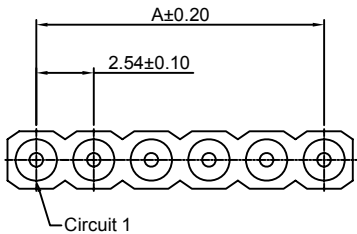
Reference Informations:

- *Material: Pin: Brass/Gold over Nickel
Insulator: PBT, UL94V-0
- *Mates with CJT A2541WVF-XP series Single row Female Header
- *Color: Black



Ordering Information:
A2541WVM-XP - *** - ***
1 2 3

- Part No.
- Material:
(Blank): PBT, UL94V-0
6T: Nylon 6T, UL94V-0
GWT: PBT, UL94V-0, GWT 750 °C
- Finish:
(blank): Gold-flash
G15: 15µin (0.38µm) MIN. Select Gold (Mating Area)
100µin (2.54µm) MIN. Select Tin
G30: 30µin (0.76µm) MIN. Select Gold (Mating Area)
100µin (2.54µm) MIN. Select Tin
I: Tin over Nickel



Ordering Information & Dimensions:

PART NO.	Dimensions		PART NO.	Dimensions	
	A	B		A	B
2P	2.54	5.08	22P	53.34	55.88
3P	5.08	7.62	23P	55.88	58.42
4P	7.62	10.16	24P	58.42	60.96
5P	10.16	12.70	25P	60.96	63.50
6P	12.70	15.24	26P	63.50	66.04
7P	15.24	17.78	27P	66.04	68.58
8P	17.78	20.32	28P	68.58	71.12
9P	20.32	22.86	29P	71.12	73.66
10P	22.86	25.40	30P	73.66	76.20
11P	25.40	27.94	31P	76.20	78.74
12P	27.94	30.48	32P	78.74	81.28
13P	30.48	33.02	33P	81.28	83.82
14P	33.02	35.56	34P	83.82	86.36
15P	35.56	38.10	35P	86.36	88.90
16P	38.10	40.64	36P	88.90	91.44
17P	40.64	43.18	37P	91.44	93.98
18P	43.18	45.72	38P	93.98	96.52
19P	45.72	48.26	39P	96.52	99.06
20P	48.26	50.80	40P	99.06	101.60
21P	50.80	53.34			

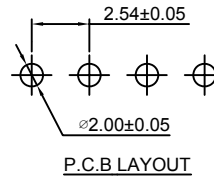
Unit: mm

A2541WVF-XP

2.54mm Pitch 180° Single Row Female Header

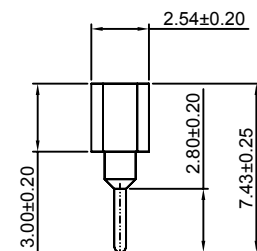
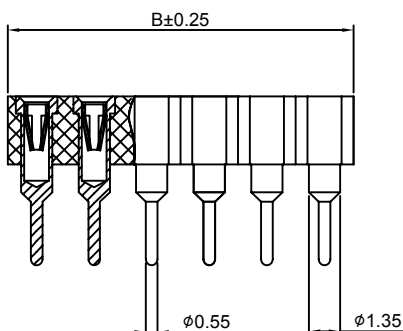
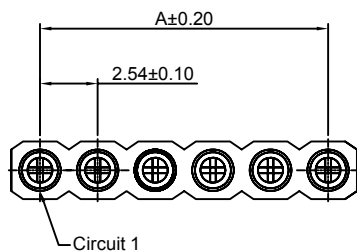
Reference Informations:

- *Material: Pin: Brass/Gold over Nickel
Insulator: PBT, UL94V-0
- *Mates with CJT A2541WVM-XP series Single row Pin Header
- *Color: Black



Ordering Information:
A2541WVF-XP - *** - ***
1 2 3

- Part No.
- Material:
(Blank): PBT, UL94V-0
6T: Nylon 6T, UL94V-0
GWT: PBT, UL94V-0, GWT 750 °C
- Finish:
(blank): Gold-flash
G15: 15µin (0.38µm) MIN. Select Gold (Mating Area)
100µin (2.54µm) MIN. Select Tin
G30: 30µin (0.76µm) MIN. Select Gold (Mating Area)
100µin (2.54µm) MIN. Select Tin
I: Tin over Nickel



Ordering Information & Dimensions:

PART NO.	Dimensions		PART NO.	Dimensions	
	A	B		A	B
2P	2.54	5.08	22P	53.34	55.88
3P	5.08	7.62	23P	55.88	58.42
4P	7.62	10.16	24P	58.42	60.96
5P	10.16	12.70	25P	60.96	63.50
6P	12.70	15.24	26P	63.50	66.04
7P	15.24	17.78	27P	66.04	68.58
8P	17.78	20.32	28P	68.58	71.12
9P	20.32	22.86	29P	71.12	73.66
10P	22.86	25.40	30P	73.66	76.20
11P	25.40	27.94	31P	76.20	78.74
12P	27.94	30.48	32P	78.74	81.28
13P	30.48	33.02	33P	81.28	83.82
14P	33.02	35.56	34P	83.82	86.36
15P	35.56	38.10	35P	86.36	88.90
16P	38.10	40.64	36P	88.90	91.44
17P	40.64	43.18	37P	91.44	93.98
18P	43.18	45.72	38P	93.98	96.52
19P	45.72	48.26	39P	96.52	99.06
20P	48.26	50.80	40P	99.06	101.60
21P	50.80	53.34			

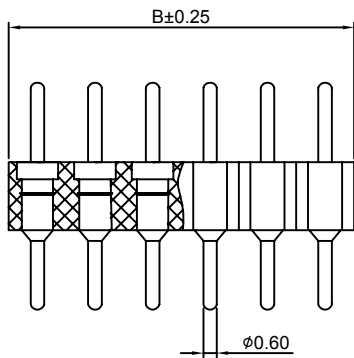
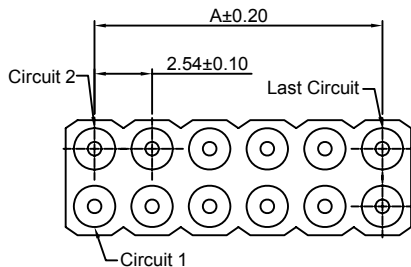
Unit: mm

A2541WVM-2xXP

2.54mm Pitch 180° Dual Row Pin Header

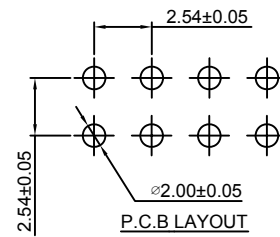
Reference Informations:

- *Material: Pin: Brass/Gold over Nickel
Insulator: PBT15%GF, UL94V-0
- *Mates with CJT A2541WVF-2xXP series
Dual row Female Header
- *Color: Black



Ordering Information:
A2541WVM-2xXP - *** - ***
1 2 3

- Part No.
- Material:
(Blank): PBT, UL94V-0
6T: Nylon 6T, UL94V-0
GWT: PBT, UL94V-0, GWT 750°C
- Finish:
(blank): Gold-flash
G15: 15µin (0.38µm) MIN. Select Gold (Mating Area)
100µin (2.54µm) MIN. Select Tin
G30: 30µin (0.76µm) MIN. Select Gold (Mating Area)
100µin (2.54µm) MIN. Select Tin
I: Tin over Nickel



Ordering Information & Dimensions:

PART NO.	Dimensions		PART NO.	Dimensions	
	A	B		A	B
2x2P	2.54	5.08	2x22P	53.34	55.88
2x3P	5.08	7.62	2x23P	55.88	58.42
2x4P	7.62	10.16	2x24P	58.42	60.96
2x5P	10.16	12.70	2x25P	60.96	63.50
2x6P	12.70	15.24	2x26P	63.50	66.04
2x7P	15.24	17.78	2x27P	66.04	68.58
2x8P	17.78	20.32	2x28P	68.58	71.12
2x9P	20.32	22.86	2x29P	71.12	73.66
2x10P	22.86	25.40	2x30P	73.66	76.20
2x11P	25.40	27.94	2x31P	76.20	78.74
2x12P	27.94	30.48	2x32P	78.74	81.28
2x13P	30.48	33.02	2x33P	81.28	83.82
2x14P	33.02	35.56	2x34P	83.82	86.36
2x15P	35.56	38.10	2x35P	86.36	88.90
2x16P	38.10	40.64	2x36P	88.90	91.44
2x17P	40.64	43.18	2x37P	91.44	93.98
2x18P	43.18	45.72	2x38P	93.98	96.52
2x19P	45.72	48.26	2x39P	96.52	99.06
2x20P	48.26	50.80	2x40P	99.06	101.60
2x21P	50.80	53.34			

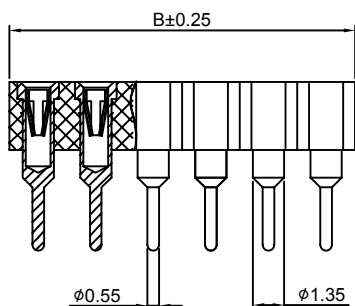
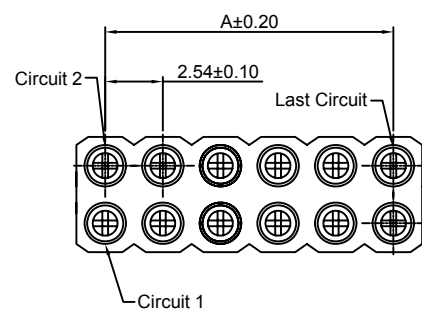
Unit: mm

A2541WVF-2xXP

2.54mm Pitch 180° Dual Row Female Header

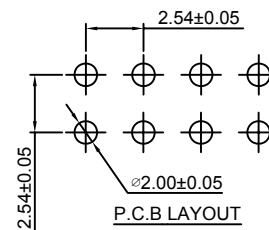
Reference Informations:

- *Material: Pin: Brass/Gold over Nickel
Insulator: PBT, UL94V-0
- *Mates with CJT A2541WVM-2xXP series
Dual row Pin Header
- *Color: Black



Ordering Information:
A2541WVF-2xXP - *** - ***
1 2 3

- Part No.
- Material:
(Blank): PBT, UL94V-0
6T: Nylon 6T, UL94V-0
GWT: PBT, UL94V-0, GWT 750°C
- Finish:
(blank): Gold-flash
G15: 15µin (0.38µm) MIN. Select Gold (Mating Area)
100µin (2.54µm) MIN. Select Tin
G30: 30µin (0.76µm) MIN. Select Gold (Mating Area)
100µin (2.54µm) MIN. Select Tin
I: Tin over Nickel



Ordering Information & Dimensions:

PART NO.	Dimensions		PART NO.	Dimensions	
	A	B		A	B
2x2P	2.54	5.08	2x22P	53.34	55.88
2x3P	5.08	7.62	2x23P	55.88	58.42
2x4P	7.62	10.16	2x24P	58.42	60.96
2x5P	10.16	12.70	2x25P	60.96	63.50
2x6P	12.70	15.24	2x26P	63.50	66.04
2x7P	15.24	17.78	2x27P	66.04	68.58
2x8P	17.78	20.32	2x28P	68.58	71.12
2x9P	20.32	22.86	2x29P	71.12	73.66
2x10P	22.86	25.40	2x30P	73.66	76.20
2x11P	25.40	27.94	2x31P	76.20	78.74
2x12P	27.94	30.48	2x32P	78.74	81.28
2x13P	30.48	33.02	2x33P	81.28	83.82
2x14P	33.02	35.56	2x34P	83.82	86.36
2x15P	35.56	38.10	2x35P	86.36	88.90
2x16P	38.10	40.64	2x36P	88.90	91.44
2x17P	40.64	43.18	2x37P	91.44	93.98
2x18P	43.18	45.72	2x38P	93.98	96.52
2x19P	45.72	48.26	2x39P	96.52	99.06
2x20P	48.26	50.80	2x40P	99.06	101.60
2x21P	50.80	53.34			

Unit: mm

A2541HWV-3xXP

2.54mm Pitch 180° Triple Row Female Header

Reference Informations:

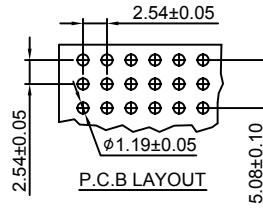
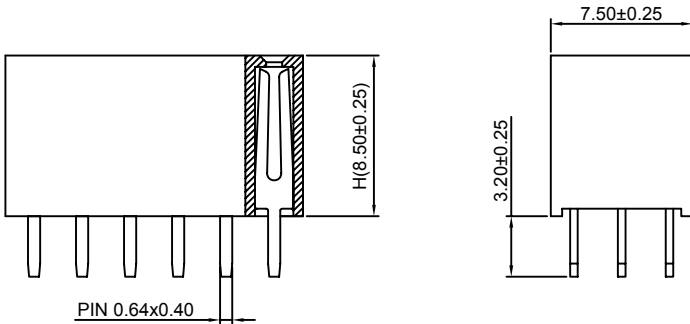
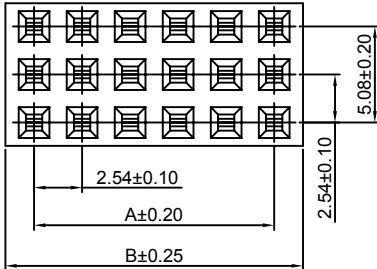
*Material:Pin:Brass/Gold over Nickel
Insulator:PBT,UL94V-0

*Mates with CJT A2541 series triple row Pin Header
Optional Gold plating available but MOQ requested

*Color:Black

Ordering Information:
A2541HWV-3xXP - *** - *** - ***

- 1.Part No.
- 2.Size(H):
(blank):8.50mm
H71:7.10mm
- 3.Material:
(blank):PBT,UL94V-0
6T:Nylon 6T,UL94V-0
GWT:Nylon 6T,UL94V-0,GWT 750°C
- 4.Finish:
(blank):Gold-flash
G15:15µin (0.38µm) MIN.Select Gold(Mating Area)
100µin (2.54µm) MIN.Select Tin
G30:30µin (0.76µm) MIN.Select Gold(Mating Area)
100µin (2.54µm) MIN.Select Tin
I:Tin over Nickel



Ordering Information & Dimensions:

PART NO.	Dimensions		PART NO.	Dimensions	
	A	B		A	B
3x2P	2.54	5.58	3x22P	53.34	56.38
3x3P	5.08	8.12	3x23P	55.88	58.92
3x4P	7.62	10.66	3x24P	58.42	61.46
3x5P	10.16	13.20	3x25P	60.96	64.00
3x6P	12.70	15.74	3x26P	63.50	66.54
3x7P	15.24	18.28	3x27P	66.04	69.08
3x8P	17.78	20.82	3x28P	68.58	71.62
3x9P	20.32	23.36	3x29P	71.12	74.16
3x10P	22.86	25.90	3x30P	73.66	76.70
3x11P	25.40	28.44	3x31P	76.20	79.24
3x12P	27.94	30.98	3x32P	78.74	81.78
3x13P	30.48	33.52	3x33P	81.28	84.32
3x14P	33.02	36.06	3x34P	83.82	86.86
3x15P	35.56	38.60	3x35P	86.36	89.40
3x16P	38.10	41.14	3x36P	88.90	91.94
3x17P	40.64	43.68	3x37P	91.44	94.48
3x18P	43.18	46.22	3x38P	93.98	97.02
3x19P	45.72	48.76	3x39P	96.52	99.56
3x20P	48.26	51.30	3x40P	99.06	102.10
3x21P	50.80	53.84			

Unit: mm

A2541HWR-3xXP

2.54mm Pitch 90° Triple Row Female Header

Reference Informations:

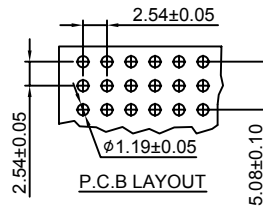
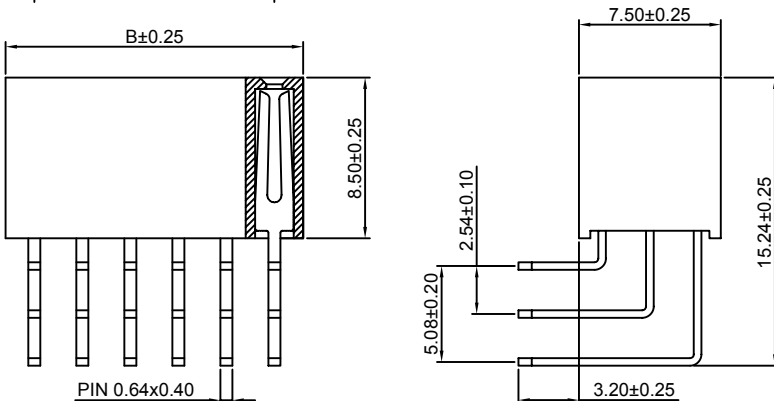
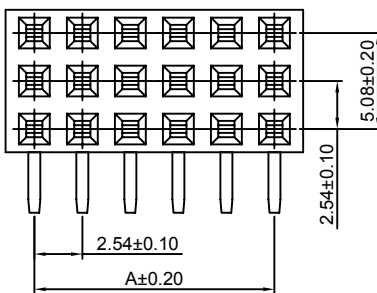
*Material:Pin:Brass/Gold over Nickel
Insulator:PBT,UL94V-0

*Mates with CJT A2541 series triple row Pin Header
Optional Gold plating available but MOQ requested

*Color:Black

Ordering Information:
A2541HWR-3xXP - *** - ***

- 1.Part No.
- 2.Material:
(blank):PBT,UL94V-0
6T:Nylon 6T,UL94V-0
GWT:Nylon 6T,UL94V-0,GWT 750°C
- 3.Finish:
(blank):Gold-flash
G15:15µin (0.38µm) MIN.Select Gold(Mating Area)
100µin (2.54µm) MIN.Select Tin
G30:30µin (0.76µm) MIN.Select Gold(Mating Area)
100µin (2.54µm) MIN.Select Tin
I:Tin over Nickel



Ordering Information & Dimensions:

PART NO.	Dimensions		PART NO.	Dimensions	
	A	B		A	B
3x2P	2.54	5.58	3x22P	53.34	56.38
3x3P	5.08	8.12	3x23P	55.88	58.92
3x4P	7.62	10.66	3x24P	58.42	61.46
3x5P	10.16	13.20	3x25P	60.96	64.00
3x6P	12.70	15.74	3x26P	63.50	66.54
3x7P	15.24	18.28	3x27P	66.04	69.08
3x8P	17.78	20.82	3x28P	68.58	71.62
3x9P	20.32	23.36	3x29P	71.12	74.16
3x10P	22.86	25.90	3x30P	73.66	76.70
3x11P	25.40	28.44	3x31P	76.20	79.24
3x12P	27.94	30.98	3x32P	78.74	81.78
3x13P	30.48	33.52	3x33P	81.28	84.32
3x14P	33.02	36.06	3x34P	83.82	86.86
3x15P	35.56	38.60	3x35P	86.36	89.40
3x16P	38.10	41.14	3x36P	88.90	91.94
3x17P	40.64	43.68	3x37P	91.44	94.48
3x18P	43.18	46.22	3x38P	93.98	97.02
3x19P	45.72	48.76	3x39P	96.52	99.56
3x20P	48.26	51.30	3x40P	99.06	102.10
3x21P	50.80	53.84			

Unit: mm

X-ON Electronics

Largest Supplier of Electrical and Electronic Components

Click to view similar products for [Terminals](#) category:

Click to view products by [Changjiang](#) manufacturer:

Other Similar products are found below :

[00-054007-01074-6](#) [00-054007-70206-1](#) [00-054007-70210-8](#) [00-054007-70217-7](#) [00-054007-70228-3](#) [00-054007-70256-6](#) [00-054007-70316-7](#) [00-054007-49560-4](#) [00-054007-70209-2](#) [00-054007-70231-3](#) [00-054007-70241-2](#) [00-054007-70242-9](#) [00-054007-70246-7](#) [00-054007-70263-4](#) [00-054007-70288-7](#) [00-054007-70290-0](#) [00-054007-70300-6](#) [00-054007-70304-4](#) [01-2900-1-04412](#) [00581P0075](#) [600TS-10](#) [604200-1](#) [605601-1](#) [60598-1-CUT-TAPE](#) [60617-1-C](#) [61314-6-C](#) [61810-3](#) [62149-1](#) [626-0194](#) [62-NBM-A](#) [62-SP](#) [63-S](#) [M55155/059I03](#)
[M55155/079C01](#) [M55155/099B03](#) [M55155/099H02](#) [M55155/109H01](#) [M55155/12XH05](#) [M55155/16XH02](#) [M55155/29-5S](#) [M55155/29XJ08](#)
[M55155/30-6S](#) [M55155/30-9S](#) [M55155/30XI09](#) [M6-14RSX](#) [696683-1](#) [696861-1](#) [696999-1](#) [M86700006](#) [D18-110B-C](#)