



Specifications

- Current rating: 9A AC, DC Max
- Voltage rating: 600V AC, DC
- Temperature range: -40°C ~ +105°C
- Contact resistance: 10mΩ Max.
- Insulation resistance: 1000MΩ Min.
- Withstanding voltage: 1500V AC/minute
- *Compliant with RoHS and REACH*
- *Meet the HF/Halogen Free, GWT/Glow wire Test (IEC60335-1) request, need to customize*
- *Contact CJT for details*

Standards



Panel hole layout



DUAL ROW

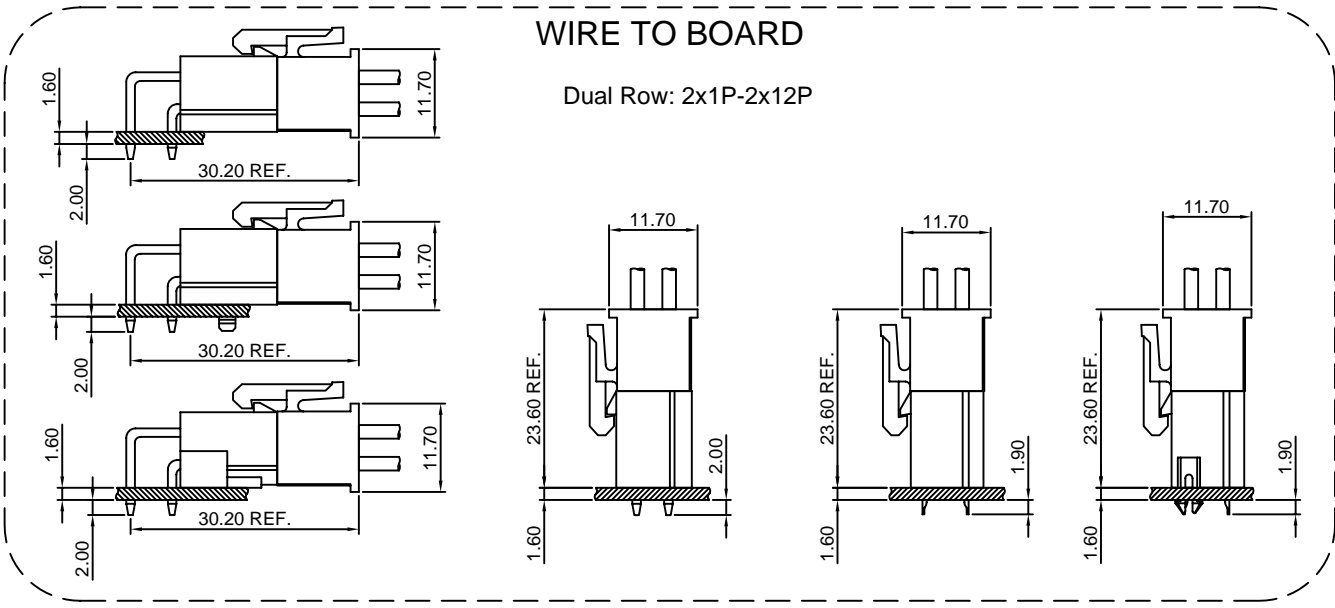
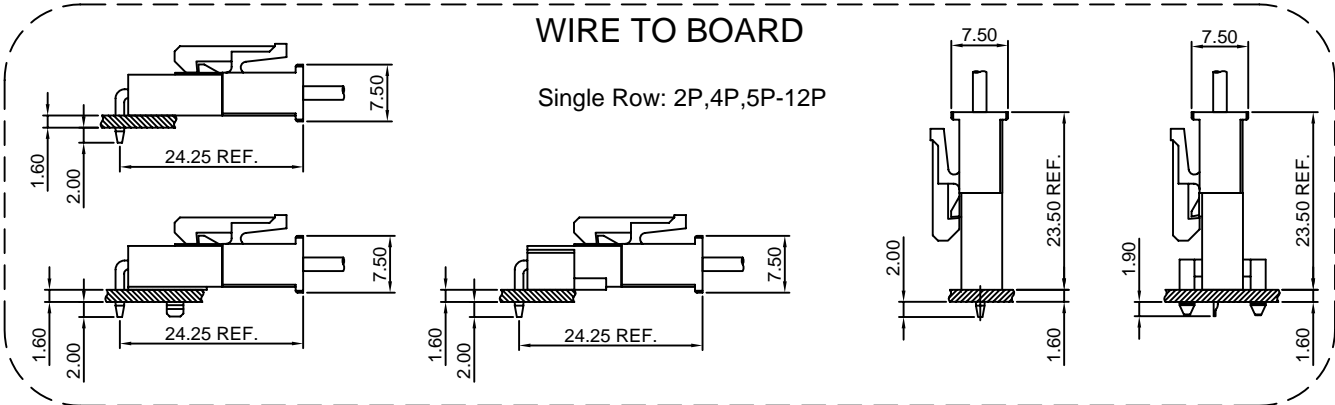
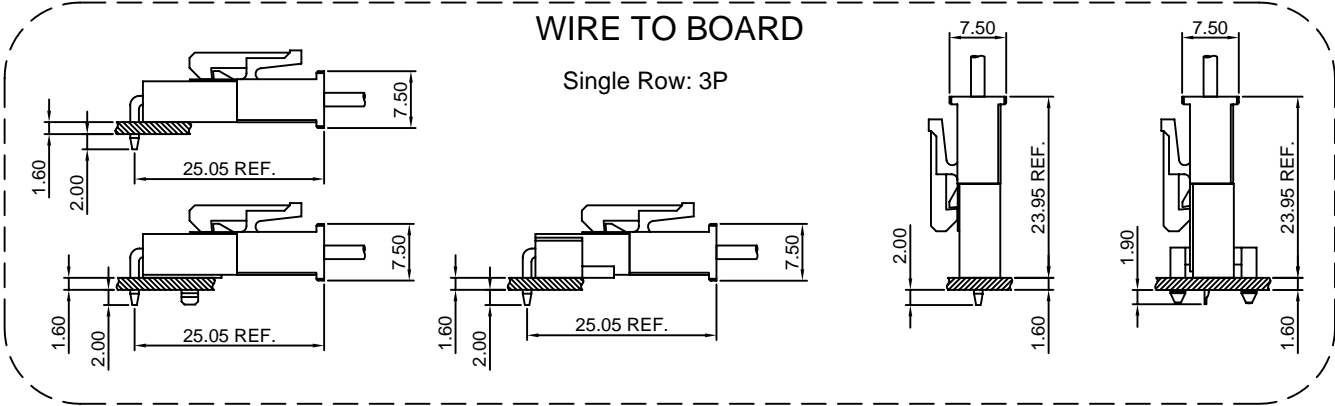
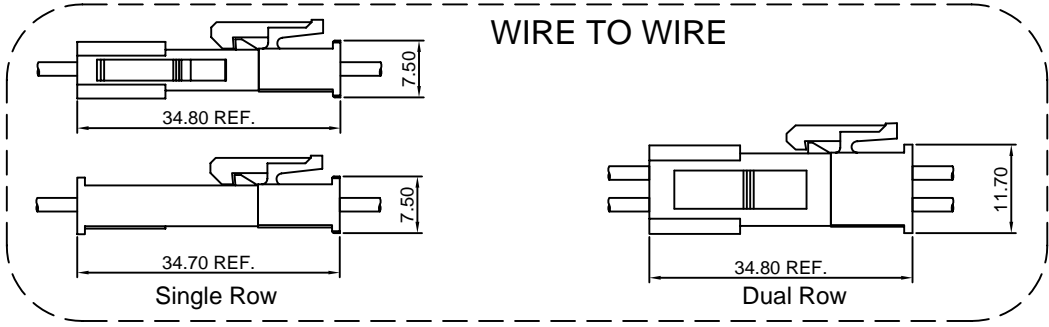


SINGLE ROW

| PART NO. | | Dimensions | |
|-------------|---------------|------------|-------|
| SINGLE ROW | DUAL ROW | A | B |
| ----- | C4201HM-2x1P | 5.80 | 10.80 |
| C4201HM-2P | C4201HM-2x2P | 10.00 | 15.00 |
| C4201HM-3P | C4201HM-2x3P | 14.20 | 19.20 |
| C4201HM-4P | C4201HM-2x4P | 18.40 | 23.40 |
| C4201HM-5P | C4201HM-2x5P | 22.60 | 27.60 |
| C4201HM-6P | C4201HM-2x6P | 26.80 | 31.80 |
| C4201HM-7P | C4201HM-2x7P | 31.00 | 36.00 |
| C4201HM-8P | C4201HM-2x8P | 35.20 | 40.20 |
| C4201HM-9P | C4201HM-2x9P | 39.40 | 44.40 |
| C4201HM-10P | C4201HM-2x10P | 43.60 | 48.60 |
| C4201HM-11P | C4201HM-2x11P | 47.80 | 52.80 |
| C4201HM-12P | C4201HM-2x12P | 52.00 | 57.00 |

Unit:mm

Assembly layout

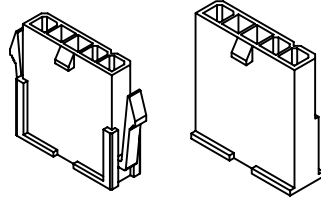


C4201HF



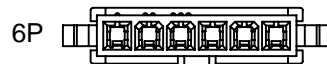
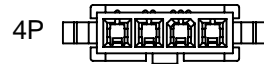
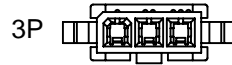
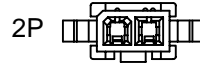
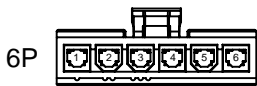
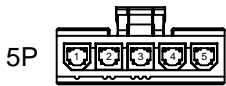
C4201HF

C4201HM

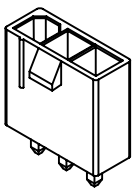


C4201HM

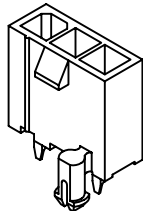
C4201HMA



C4201WV C4201WVA-F

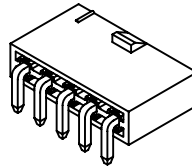


C4201WV

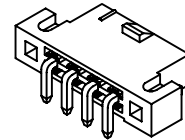


C4201WVA-F

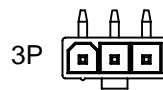
C4201WR C4201WR-E



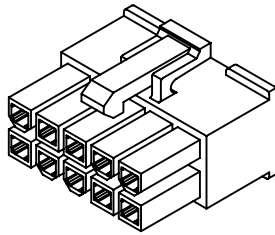
C4201WR



C4201WR-E



C4201HF-2



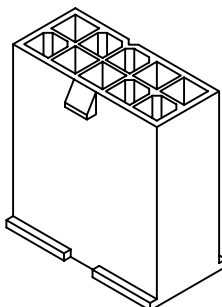
C4201HF-2



C4201HM-2 C4201HMA-2



C4201HM-2



C4201HMA-2



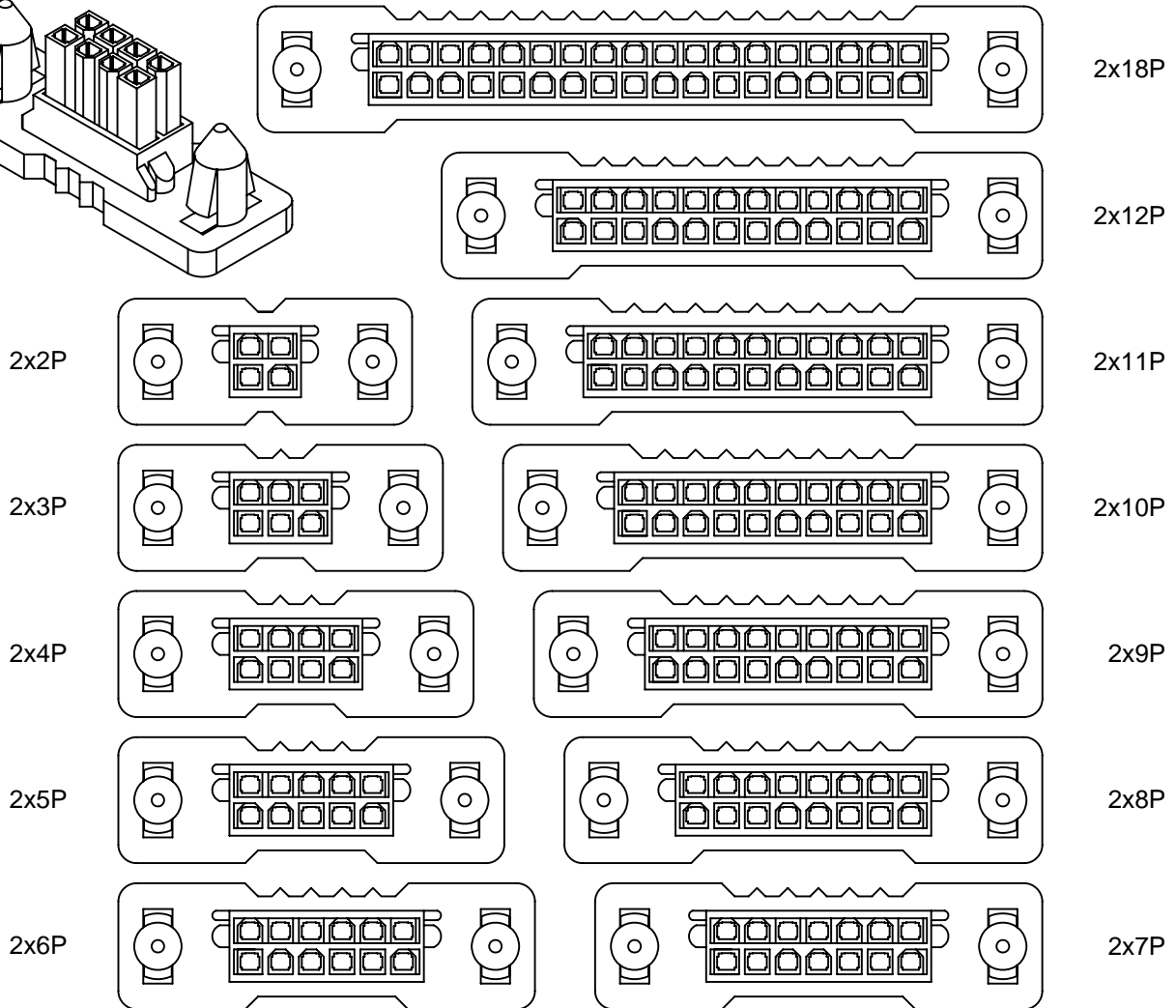
C4201WV-2 C4201WVA-2 C4201WVA-F-2

| | | | | | |
|--------------|--|------|--|--|-------|
| C4201WV-2 | | 2x1P | | | 2x12P |
| | | 2x2P | | | 2x11P |
| C4201WVA-2 | | 2x3P | | | 2x10P |
| | | 2x4P | | | 2x9P |
| C4201WVA-F-2 | | 2x5P | | | 2x8P |
| | | 2x6P | | | 2x7P |

C4201WR-2 C4201WR-E-2 C4201WR-F-2

| | | | | | |
|-------------|--|------|--|--|-------|
| C4201WR-2 | | 2x1P | | | 2x12P |
| | | 2x2P | | | 2x11P |
| C4201WR-E-2 | | 2x3P | | | 2x10P |
| | | 2x4P | | | 2x9P |
| C4201WR-F-2 | | 2x5P | | | 2x8P |
| | | 2x6P | | | 2x7P |

C4201HFA-2



C4201HV-2



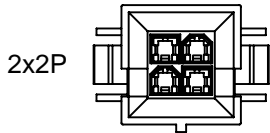
C4201HMB-2



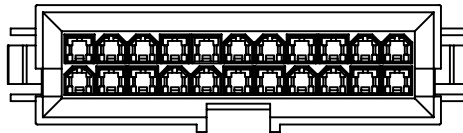
2x18P



2x12P



2x2P



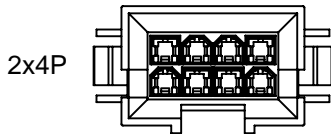
2x11P



2x3P



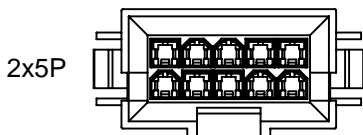
2x10P



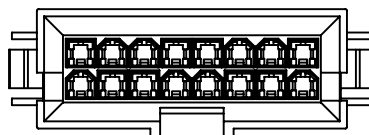
2x4P



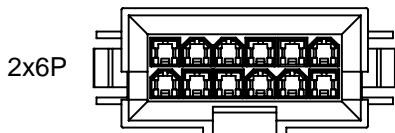
2x9P



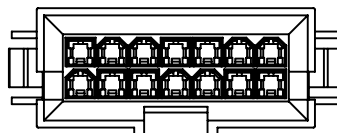
2x5P



2x8P



2x6P



2x7P

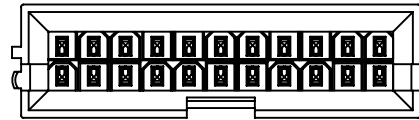
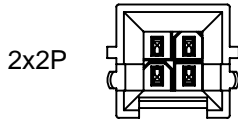
C4201WVA-F1-2



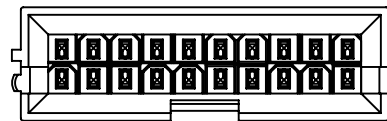
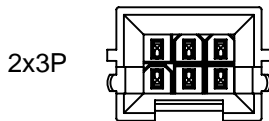
2x18P



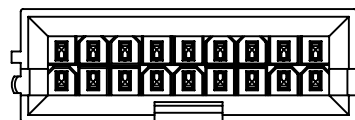
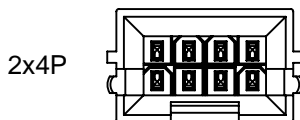
2x12P



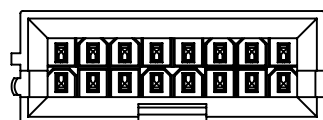
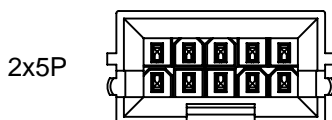
2x11P



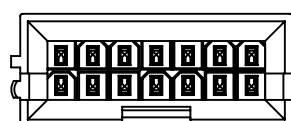
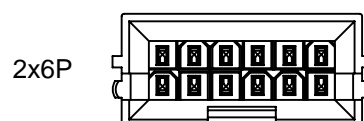
2x10P



2x9P

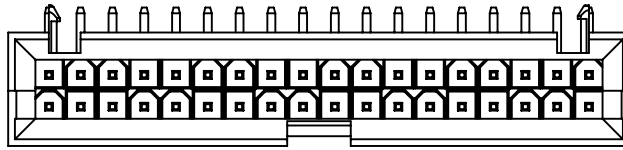
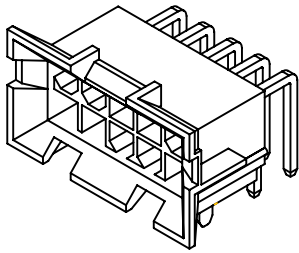


2x8P




2x7P

C4201WR-F1-2



2x18P




2x12P



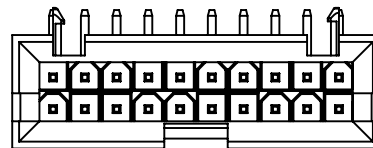
2x2P



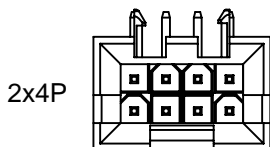
2x11P



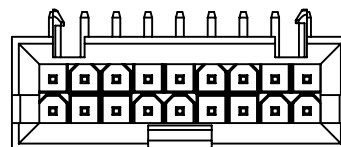
2x3P



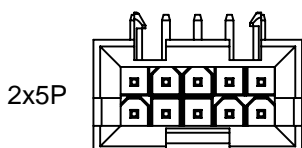
2x10P




2x4P




2x9P



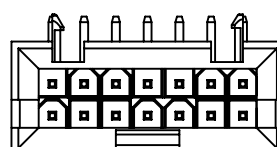
2x5P



2x8P



2x6P



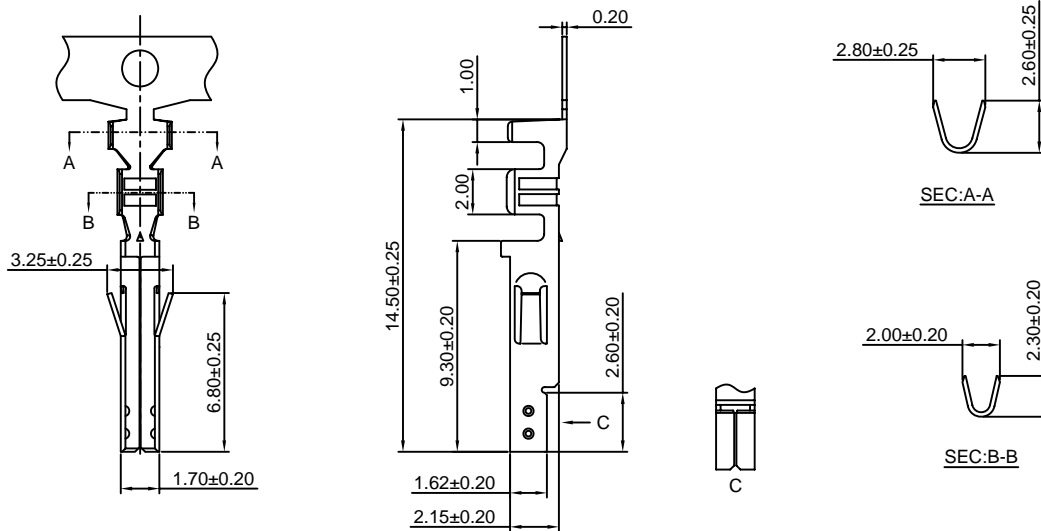
2x7P

C4201F-T

4.20mm pitch Crimp Terminal

Reference Informations:

*Used in CJT C4201HF series Housing



Ordering information & Specifications:

Unit:mm

| Part NO. | Wire Range | Insulation O.D. | Material | Finish | Qty/reel |
|-----------|------------|-----------------|-----------------|------------------|------------|
| C4201F-TB | AWG#22-#28 | 1.80mm(max) | Brass | Tin over Nickel | 10,000 PCS |
| C4201F-TP | AWG#22-#28 | 1.80mm(max) | Phosphor Bronze | Tin over Nickel | 10,000 PCS |
| C4201F-GB | AWG#22-#28 | 1.80mm(max) | Brass | Gold over Nickel | 10,000 PCS |
| C4201F-GP | AWG#22-#28 | 1.80mm(max) | Phosphor Bronze | Gold over Nickel | 10,000 PCS |

Optional Gold plating available but MOQ requested

C4201M-T

4.20mm pitch Crimp Terminal

Reference Informations:

*Used in CJT C4201HM or C4201HMA series Housing



Ordering information & Specifications:

Unit:mm

| Part NO. | Wire Range | Insulation O.D. | Material | Finish | Qty/reel |
|-----------|------------|-----------------|-----------------|------------------|-----------|
| C4201M-TB | AWG#22-#28 | 1.80mm(max) | Brass | Tin over Nickel | 5,000 PCS |
| C4201M-TP | AWG#22-#28 | 1.80mm(max) | Phosphor Bronze | Tin over Nickel | 5,000 PCS |
| C4201M-GB | AWG#22-#28 | 1.80mm(max) | Brass | Gold over Nickel | 5,000 PCS |
| C4201M-GP | AWG#22-#28 | 1.80mm(max) | Phosphor Bronze | Gold over Nickel | 5,000 PCS |

Optional Gold plating available but MOQ requested

C4201F-T-H

4.20mm pitch Crimp Terminal

Reference Informations:

*Used in CJT C4201HF series Housing



Ordering information & Specifications:

Unit:mm

| Part NO. | Wire Range | Insulation O.D. | Material | Finish | Qty/reel |
|-------------|------------|-----------------|-----------------|------------------|-----------|
| C4201F-TB-H | AWG#18-#24 | 3.10mm(max) | Brass | Tin over Nickel | 4,500 PCS |
| C4201F-TP-H | AWG#18-#24 | 3.10mm(max) | Phosphor Bronze | Tin over Nickel | 4,500 PCS |
| C4201F-GB-H | AWG#18-#24 | 3.10mm(max) | Brass | Gold over Nickel | 4,500 PCS |
| C4201F-GP-H | AWG#18-#24 | 3.10mm(max) | Phosphor Bronze | Gold over Nickel | 4,500 PCS |

Optional Gold plating available but MOQ requested

C4201M-T-H

4.20mm pitch Crimp Terminal

Reference Informations:

*Used in CJT C4201HM or C4201HMA series Housing



Ordering information & Specifications:

Unit:mm

| Part NO. | Wire Range | Insulation O.D. | Material | Finish | Qty/reel |
|-------------|------------|-----------------|-----------------|------------------|-----------|
| C4201M-TB-H | AWG#18-#24 | 3.10mm(max) | Brass | Tin over Nickel | 5,000 PCS |
| C4201M-TP-H | AWG#18-#24 | 3.10mm(max) | Phosphor Bronze | Tin over Nickel | 5,000 PCS |
| C4201M-GB-H | AWG#18-#24 | 3.10mm(max) | Brass | Gold over Nickel | 5,000 PCS |
| C4201M-GP-H | AWG#18-#24 | 3.10mm(max) | Phosphor Bronze | Gold over Nickel | 5,000 PCS |

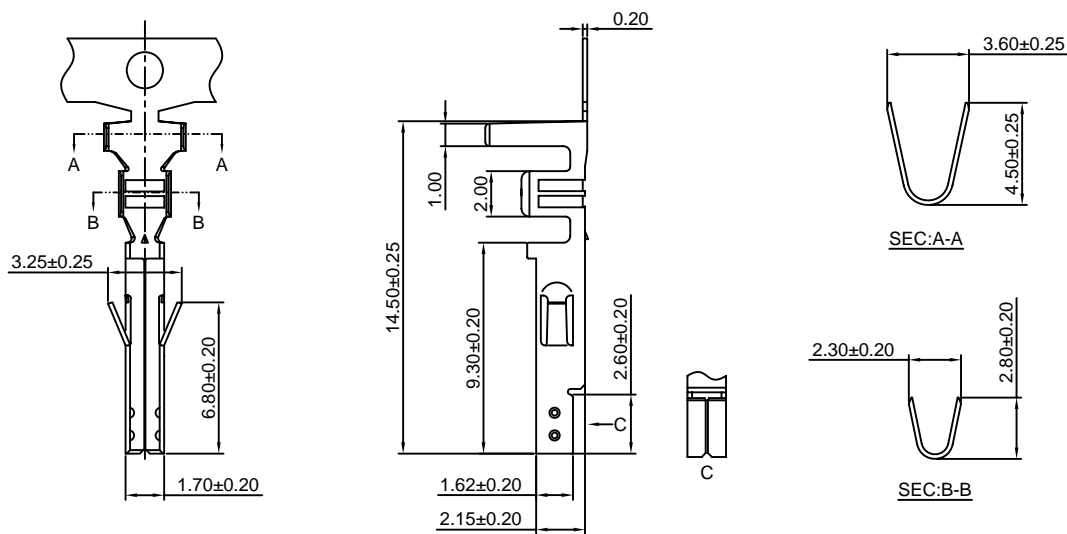
Optional Gold plating available but MOQ requested

C4201F-T-HH

4.20mm pitch Crimp Terminal

Reference Informations:

*Used in CJT C4201HF series Housing



Ordering information & Specifications:

Unit:mm

| Part NO. | Wire Range | Insulation O.D. | Material | Finish | Qty/reel |
|--------------|------------|-----------------|-----------------|------------------|-----------|
| C4201F-TB-HH | AWG#16 | 4.30mm(max) | Brass | Tin over Nickel | 4,500 PCS |
| C4201F-TP-HH | AWG#16 | 4.30mm(max) | Phosphor Bronze | Tin over Nickel | 4,500 PCS |
| C4201F-GB-HH | AWG#16 | 4.30mm(max) | Brass | Gold over Nickel | 4,500 PCS |
| C4201F-GP-HH | AWG#16 | 4.30mm(max) | Phosphor Bronze | Gold over Nickel | 4,500 PCS |

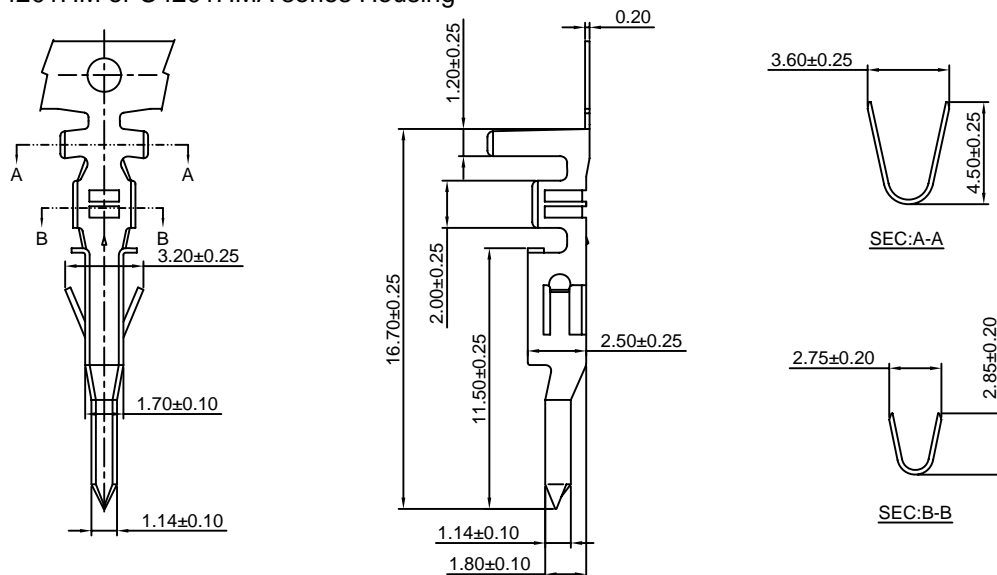
Optional Gold plating available but MOQ requested

C4201M-T-HH

4.20mm pitch Crimp Terminal

Reference Informations:

*Used in CJT C4201HM or C4201HMA series Housing



Ordering information & Specifications:

Unit:mm

| Part NO. | Wire Range | Insulation O.D. | Material | Finish | Qty/reel |
|--------------|------------|-----------------|-----------------|------------------|-----------|
| C4201M-TB-HH | AWG#16 | 4.30mm(max) | Brass | Tin over Nickel | 4,000 PCS |
| C4201M-TP-HH | AWG#16 | 4.30mm(max) | Phosphor Bronze | Tin over Nickel | 4,000 PCS |
| C4201M-GB-HH | AWG#16 | 4.30mm(max) | Brass | Gold over Nickel | 4,000 PCS |
| C4201M-GP-HH | AWG#16 | 4.30mm(max) | Phosphor Bronze | Gold over Nickel | 4,000 PCS |

Optional Gold plating available but MOQ requested

C4201HF

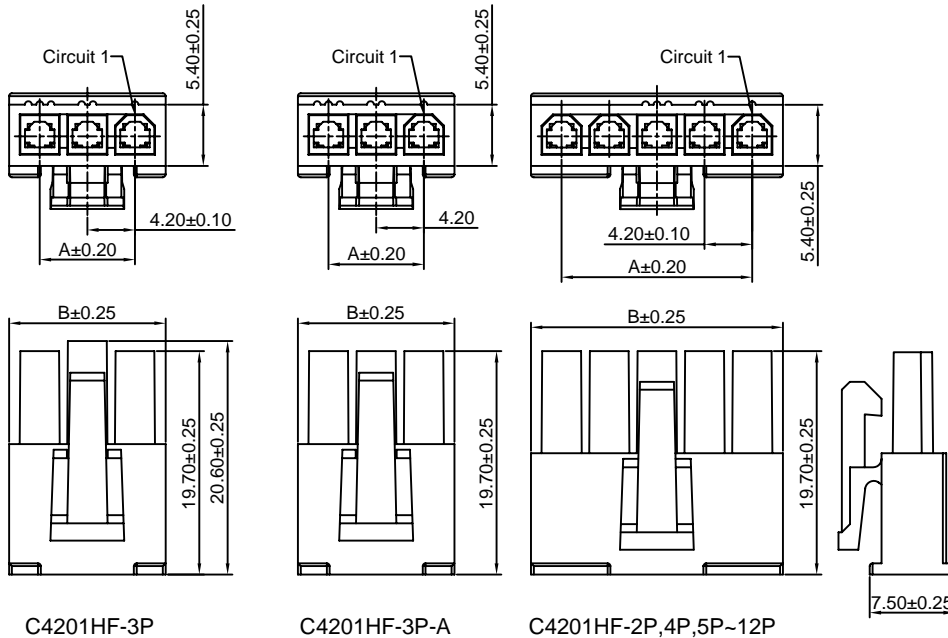
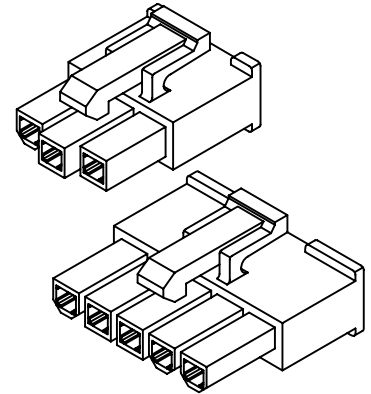
4.20mm Pitch Single Row Housing

Reference Informations:

- *Material:Nylon 66,UL94V-2 or UL94V-0
- *Suitable CJT C4201F series Terminal
- *Mates with CJT C4201HM,C4201HMA series single row Housing or C4201 series single row Wafer
- *Color:Natural

Ordering Information:

- C4201HF-XP - **
 1 2
 1.Part No.
 2.Material:
 (blank):UL94V-2 /Natural
 V0:UL94V-0/White



Ordering Information & Dimensions:

| PART NO. | Dimensions | |
|-------------|------------|-------|
| | A | B |
| C4201HF-2P | 4.20 | 9.60 |
| C4201HF-3P | 8.40 | 13.80 |
| C4201HF-4P | 12.60 | 18.00 |
| C4201HF-5P | 16.80 | 22.20 |
| C4201HF-6P | 21.00 | 26.40 |
| C4201HF-7P | 25.20 | 30.60 |
| C4201HF-8P | 29.40 | 34.80 |
| C4201HF-9P | 33.60 | 39.00 |
| C4201HF-10P | 37.80 | 43.20 |
| C4201HF-11P | 42.00 | 47.40 |
| C4201HF-12P | 46.20 | 51.60 |

Unit: mm

C4201HM

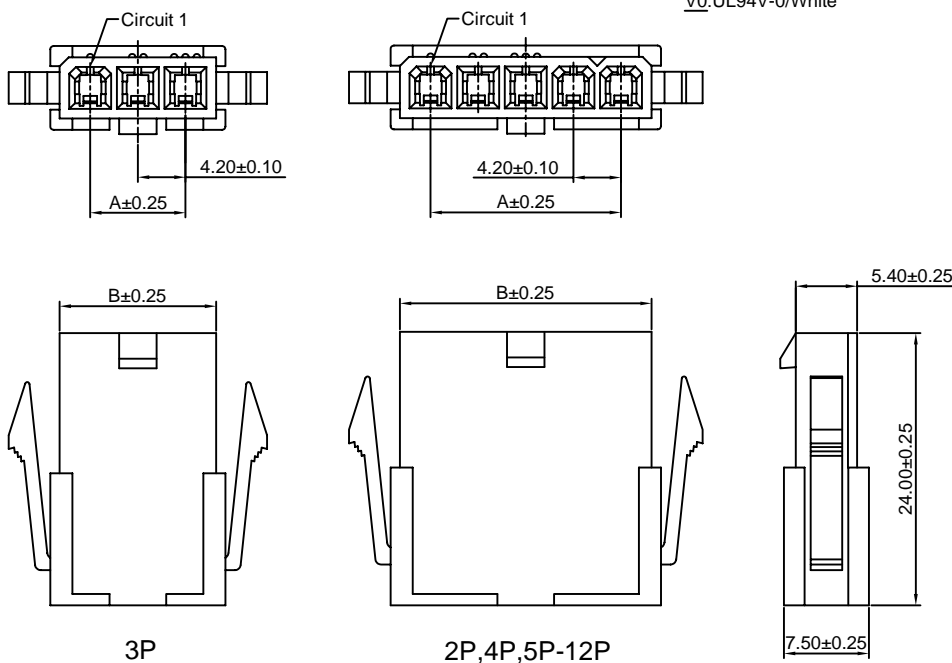
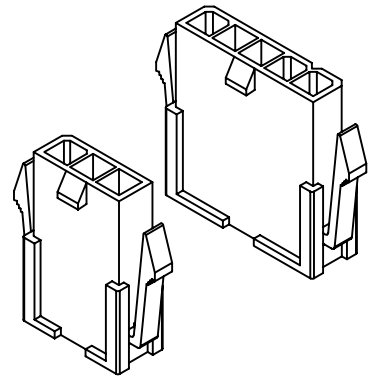
4.20mm Pitch Single Row Housing

Reference Informations:

- *Material:Nylon 66,UL94V-2 or UL94V-0
- *Suitable CJT C4201M series Terminal
- *Mates with CJT C4201HF series single row Housing
- *Color:Natural

Ordering Information:

- C4201HM-XP - **
 1 2
 1.Part No.
 2.Material:
 (blank):UL94V-2 /Natural
 V0:UL94V-0/White



Ordering Information & Dimensions:

| PART NO. | Dimensions | |
|-------------|------------|-------|
| | A | B |
| C4201HM-2P | 4.20 | 9.60 |
| C4201HM-3P | 8.40 | 13.80 |
| C4201HM-4P | 12.60 | 18.00 |
| C4201HM-5P | 16.80 | 22.20 |
| C4201HM-6P | 21.00 | 26.40 |
| C4201HM-7P | 25.20 | 30.60 |
| C4201HM-8P | 29.40 | 34.80 |
| C4201HM-9P | 33.60 | 39.00 |
| C4201HM-10P | 37.80 | 43.20 |
| C4201HM-11P | 42.00 | 47.40 |
| C4201HM-12P | 46.20 | 51.60 |

Unit: mm

C4201HMA

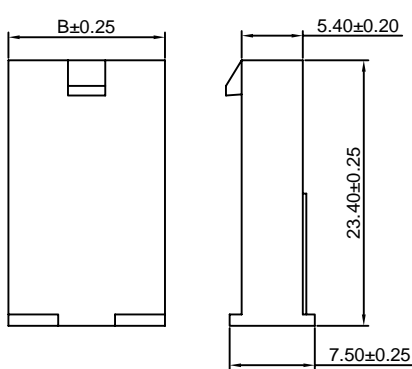
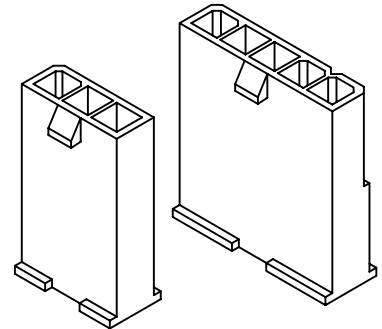
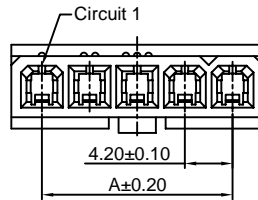
4.20mm Pitch Single Row Housing - Without Mounting Ears

Reference Informations:

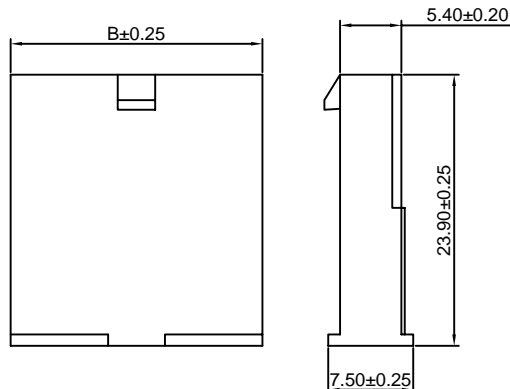
- *Material: Nylon 66, UL94V-2 or UL94V-0
- *Suitable CJT C4201M series Terminal
- *Mates with CJT C4201HF series single row Housing
- *Color: Natural

Ordering Information:

- C4201HMA-XP - **
- | | |
|---|---|
| 1 | 2 |
|---|---|
- Part No.
 - Material:
(blank): UL94V-2 / Natural
V0: UL94V-0 / White



3P



2P, 4P, 5P, 12P

Ordering Information & Dimensions:

| PART NO. | Dimensions | |
|--------------|------------|-------|
| | A | B |
| C4201HMA-2P | 4.20 | 9.60 |
| C4201HMA-3P | 8.40 | 13.80 |
| C4201HMA-4P | 12.60 | 18.00 |
| C4201HMA-5P | 16.80 | 22.20 |
| C4201HMA-6P | 21.00 | 26.40 |
| C4201HMA-7P | 25.20 | 30.60 |
| C4201HMA-8P | 29.40 | 34.80 |
| C4201HMA-9P | 33.60 | 39.00 |
| C4201HMA-10P | 37.80 | 43.20 |
| C4201HMA-11P | 42.00 | 47.40 |
| C4201HMA-12P | 46.20 | 51.60 |

Unit: mm

C4201HF-2

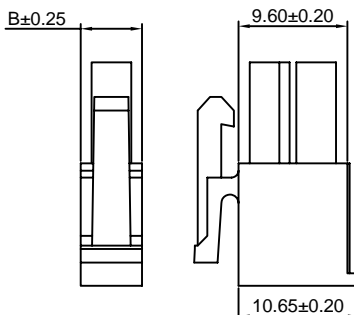
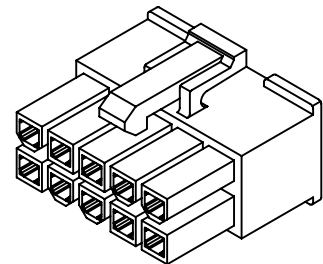
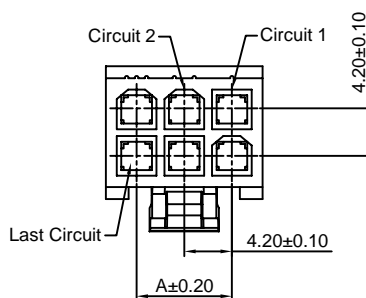
4.20mm pitch Dual Row Housing

Reference Informations:

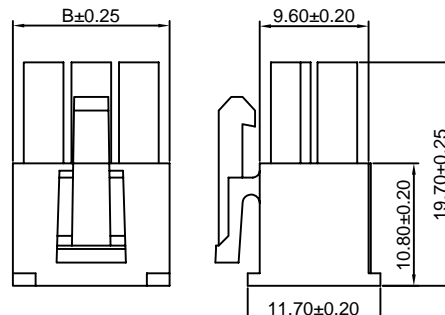
- *Material: Nylon 66, UL94V-2 or UL94V-0
- *Suitable CJT C4201F series Terminal
- *Mates with CJT C4201HM, C4201HMA series dual row Housing or C4201 series dual row Wafer
- *Color: Natural

Ordering Information:

- C4201HF-2xXP - **
- | | |
|---|---|
| 1 | 2 |
|---|---|
- Part No.
 - Material:
(blank): UL94V-2 / Natural
V0: UL94V-0 / White



2x1P



2x2P~2x12P

Ordering Information & Dimensions:

| PART NO. | Dimensions | |
|---------------|------------|-------|
| | A | B |
| C4201HF-2x1P | ----- | 5.40 |
| C4201HF-2x2P | 4.20 | 9.60 |
| C4201HF-2x3P | 8.40 | 13.80 |
| C4201HF-2x4P | 12.60 | 18.00 |
| C4201HF-2x5P | 16.80 | 22.20 |
| C4201HF-2x6P | 21.00 | 26.40 |
| C4201HF-2x7P | 25.20 | 30.60 |
| C4201HF-2x8P | 29.40 | 34.80 |
| C4201HF-2x9P | 33.60 | 39.00 |
| C4201HF-2x10P | 37.80 | 43.20 |
| C4201HF-2x11P | 42.00 | 47.40 |
| C4201HF-2x12P | 46.20 | 51.60 |

Unit: mm

C4201HM-2

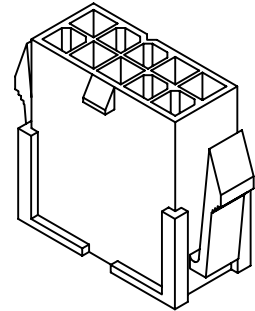
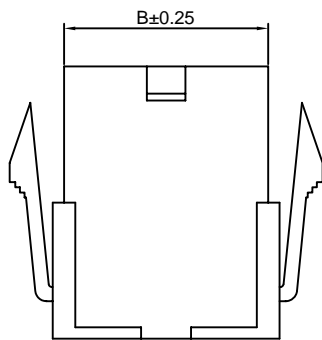
4.20mm pitch Dual Row Housing

Reference Informations:

- *Material:Nylon 66,UL94V-2 or UL94V-0
- *Suitable CJT C4201M series Terminal
- *Mates with CJT C4201HF series dual row Housing
- *Color:Natural

Ordering Information:

- C4201HM-2xXP - **
 $\frac{1}{2}$
- 1.Part No.
 - 2.Material:
 (blank):UL94V-2 /Natural
 V0:UL94V-0/White



Ordering Information & Dimensions:

| PART NO. | Dimensions | |
|---------------|------------|-------|
| | A | B |
| C4201HM-2x1P | ----- | 5.40 |
| C4201HM-2x2P | 4.20 | 9.60 |
| C4201HM-2x3P | 8.40 | 13.80 |
| C4201HM-2x4P | 12.60 | 18.00 |
| C4201HM-2x5P | 16.80 | 22.20 |
| C4201HM-2x6P | 21.00 | 26.40 |
| C4201HM-2x7P | 25.20 | 30.60 |
| C4201HM-2x8P | 29.40 | 34.80 |
| C4201HM-2x9P | 33.60 | 39.00 |
| C4201HM-2x10P | 37.80 | 43.20 |
| C4201HM-2x11P | 42.00 | 47.40 |
| C4201HM-2x12P | 46.20 | 51.60 |

Unit: mm

C4201HM-2-A

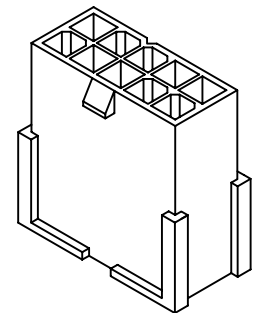
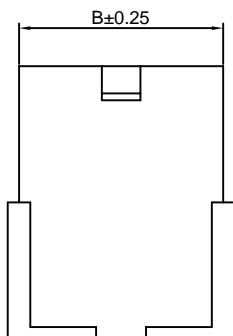
4.20mm pitch Dual Row Housing

Reference Informations:

- *Material:Nylon 66,UL94V-2 or UL94V-0
- *Suitable CJT C4201M series Terminal
- *Mates with CJT C4201HF series dual row Housing
- *Color:Natural

Ordering Information:

- C4201HM-2xXP - **
 $\frac{1}{2}$
- 1.Part No.
 - 2.Material:
 (blank):UL94V-2 /Natural
 V0:UL94V-0/White



Ordering Information & Dimensions:

| PART NO. | Dimensions | |
|-----------------|------------|-------|
| | A | B |
| C4201HM-2x1P-A | ----- | 5.40 |
| C4201HM-2x2P-A | 4.20 | 9.60 |
| C4201HM-2x3P-A | 8.40 | 13.80 |
| C4201HM-2x4P-A | 12.60 | 18.00 |
| C4201HM-2x5P-A | 16.80 | 22.20 |
| C4201HM-2x6P-A | 21.00 | 26.40 |
| C4201HM-2x7P-A | 25.20 | 30.60 |
| C4201HM-2x8P-A | 29.40 | 34.80 |
| C4201HM-2x9P-A | 33.60 | 39.00 |
| C4201HM-2x10P-A | 37.80 | 43.20 |
| C4201HM-2x11P-A | 42.00 | 47.40 |
| C4201HM-2x12P-A | 46.20 | 51.60 |

Unit: mm

C4201HMA-2

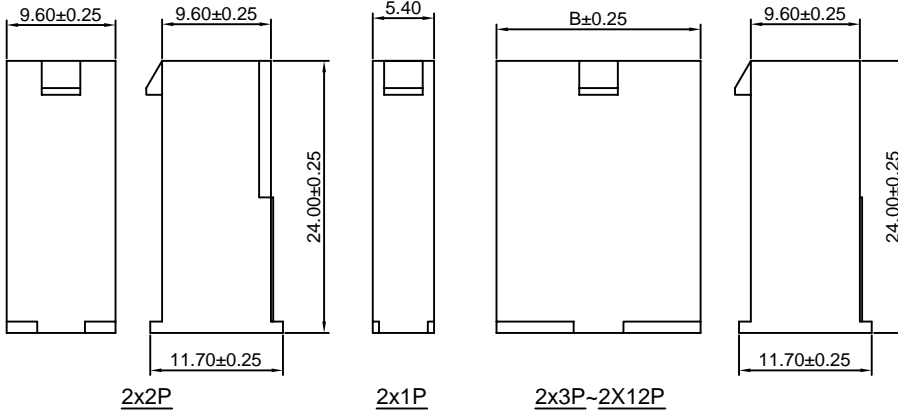
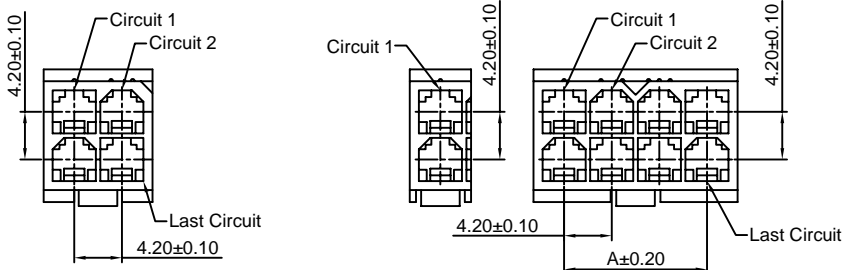
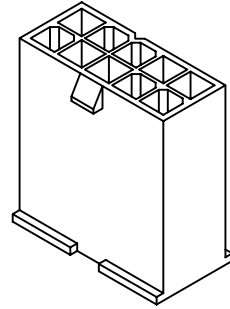
4.20mm pitch Dual Row Housing - Without Mounting Ears

Reference Informations:

- *Material:Nylon 66,UL94V-2 or UL94V-0
- *Suitable CJT C4201M series Terminal
- *Mates with CJT C4201HM series dual row Housing
- *Color:Natural

Ordering Information:

- C4201HMA-2xXP - **
 1 2
 1.Part No.
 2.Material:
 (blank):UL94V-2 /Natural
 V0:UL94V-0/White



Ordering Information & Dimensions:

| PART NO. | Dimensions | |
|----------------|------------|-------|
| | A | B |
| C4201HMA-2x1P | ----- | 5.40 |
| C4201HMA-2x2P | 4.20 | 9.60 |
| C4201HMA-2x3P | 8.40 | 13.80 |
| C4201HMA-2x4P | 12.60 | 18.00 |
| C4201HMA-2x5P | 16.80 | 22.20 |
| C4201HMA-2x6P | 21.00 | 26.40 |
| C4201HMA-2x7P | 25.20 | 30.60 |
| C4201HMA-2x8P | 29.40 | 34.80 |
| C4201HMA-2x9P | 33.60 | 39.00 |
| C4201HMA-2x10P | 37.80 | 43.20 |
| C4201HMA-2x11P | 42.00 | 47.40 |
| C4201HMA-2x12P | 46.20 | 51.60 |

Unit: mm

C4201WV

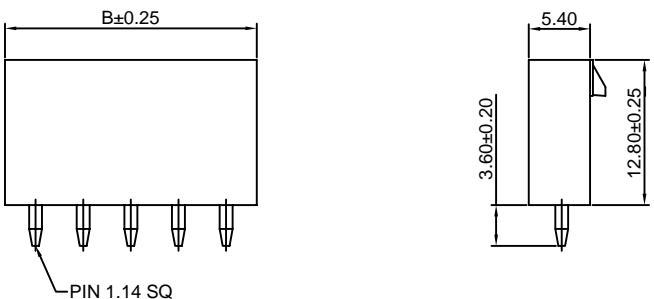
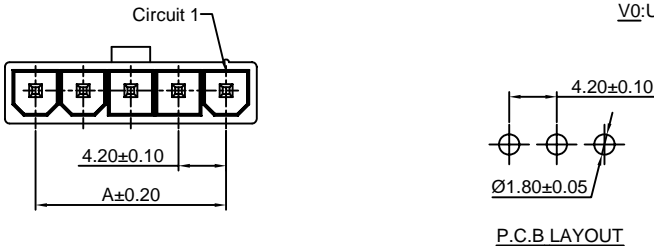
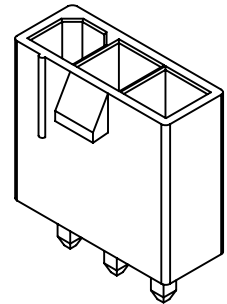
4.20mm pitch 180° Single Row Wafer

Reference Informations:

- *Material:Pin:Brass/Tin over Nickel
Insulator:Nylon 66,UL94V-2 or UL94V-0
- *Mates with CJT C4201 series single row Housing
- *Color:Natural

Ordering Information:

- C4201WV-XP - **
 1 2
 1.Part No.
 2.Material:
 (blank):UL94V-2 /Natural
 V0:UL94V-0/White



Ordering Information & Dimensions:

| PART NO. | Dimensions | |
|-------------|------------|-------|
| | A | B |
| C4201WV-2P | 4.20 | 9.60 |
| C4201WV-3P | 8.40 | 13.80 |
| C4201WV-4P | 12.60 | 18.00 |
| C4201WV-5P | 16.80 | 22.20 |
| C4201WV-6P | 21.00 | 26.40 |
| C4201WV-7P | 25.20 | 30.60 |
| C4201WV-8P | 29.40 | 34.80 |
| C4201WV-9P | 33.60 | 39.00 |
| C4201WV-10P | 37.80 | 43.20 |
| C4201WV-11P | 42.00 | 47.40 |
| C4201WV-12P | 46.20 | 51.60 |

Unit: mm

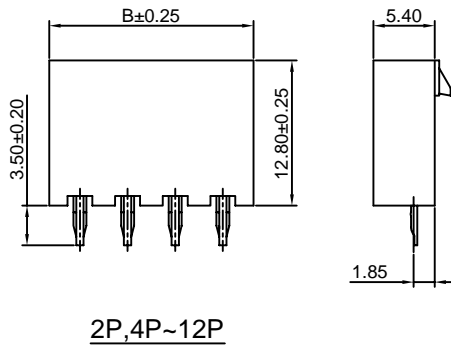
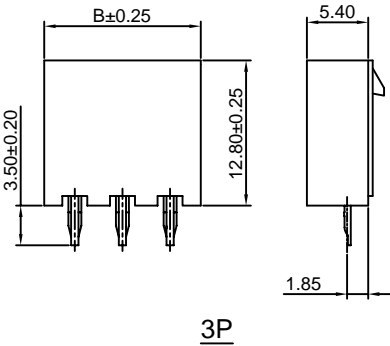
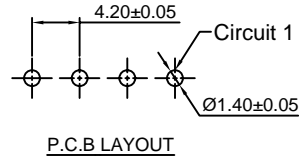
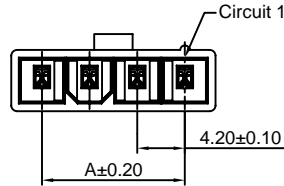
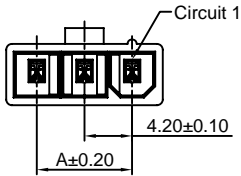
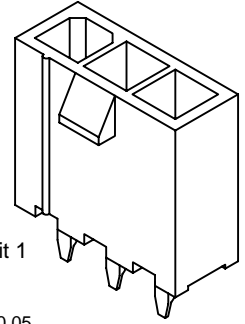
C4201WVA

4.20mm pitch 180° Single Row Wafer With Pegs

Reference Informations:

- *Material: Pin: Brass/Tin over Nickel
Insulator: Nylon 66, UL94V-2 or UL94V-0
- *Mates with CJT C4201HF series single row Housing
- *Color: Natural

Ordering Information:
C4201WVA-F-XP - **
1 2
1. Part No.
2. Material:
(blank): UL94V-2 / Natural
V0: UL94V-0 / White



Ordering Information & Dimensions:

| PART NO. | Dimensions | |
|--------------|------------|-------|
| | A | B |
| C4201WVA-2P | 4.20 | 9.60 |
| C4201WVA-3P | 8.40 | 13.80 |
| C4201WVA-4P | 12.60 | 18.00 |
| C4201WVA-5P | 16.80 | 22.20 |
| C4201WVA-6P | 21.00 | 26.40 |
| C4201WVA-7P | 25.20 | 30.60 |
| C4201WVA-8P | 29.40 | 34.80 |
| C4201WVA-9P | 33.60 | 39.00 |
| C4201WVA-10P | 37.80 | 43.20 |
| C4201WVA-11P | 42.00 | 47.40 |
| C4201WVA-12P | 46.20 | 51.60 |

Unit: mm

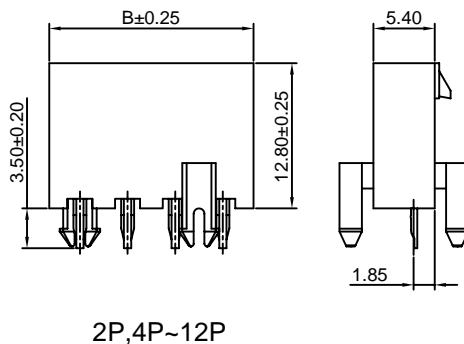
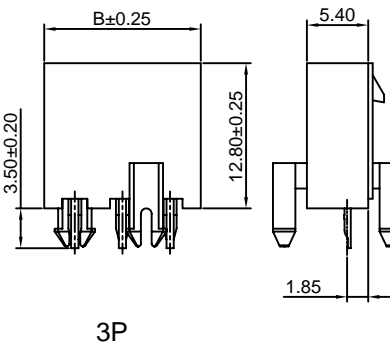
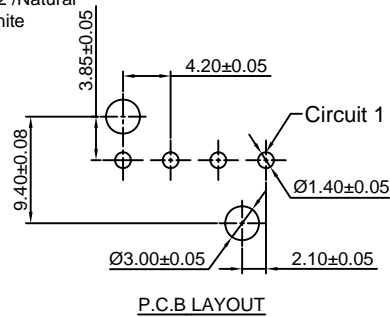
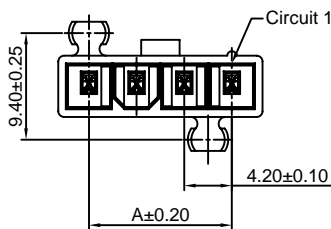
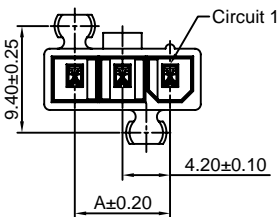
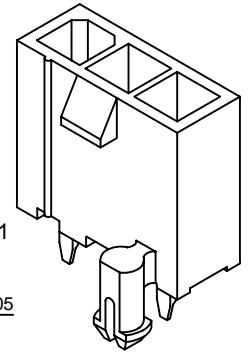
C4201WVA-F

4.20mm pitch 180° Single Row Wafer With Pegs

Reference Informations:

- *Material: Pin: Brass/Tin over Nickel
Insulator: Nylon 66, UL94V-2 or UL94V-0
- *Mates with CJT C4201HF series single row Housing
- *Color: Natural

Ordering Information:
C4201WVA-F-XP - **
1 2
1. Part No.
2. Material:
(blank): UL94V-2 / Natural
V0: UL94V-0 / White



Ordering Information & Dimensions:

| PART NO. | Dimensions | |
|----------------|------------|-------|
| | A | B |
| C4201WVA-F-2P | 4.20 | 9.60 |
| C4201WVA-F-3P | 8.40 | 13.80 |
| C4201WVA-F-4P | 12.60 | 18.00 |
| C4201WVA-F-5P | 16.80 | 22.20 |
| C4201WVA-F-6P | 21.00 | 26.40 |
| C4201WVA-F-7P | 25.20 | 30.60 |
| C4201WVA-F-8P | 29.40 | 34.80 |
| C4201WVA-F-9P | 33.60 | 39.00 |
| C4201WVA-F-10P | 37.80 | 43.20 |
| C4201WVA-F-11P | 42.00 | 47.40 |
| C4201WVA-F-12P | 46.20 | 51.60 |

Unit: mm

C4201WR

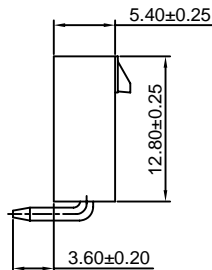
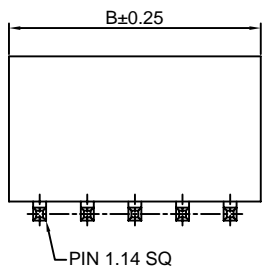
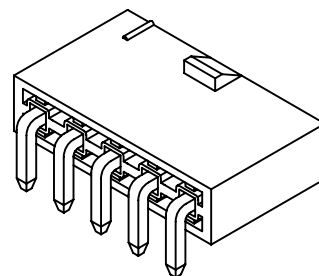
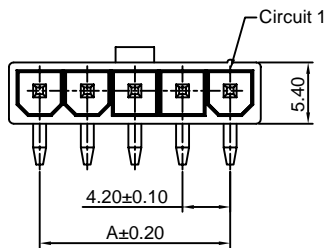
4.20mm pitch 90° Single Row Wafer

Reference Informations:

- *Material: Pin: Brass/Tin over Nickel
Insulator: Nylon 66, UL94V-2 or UL94V-0
- *Mates with CJT C4201HF series single row Housing
- *Color: Natural

Ordering Information:

- C4201WR-XP - **
 $\frac{1}{2}$
1. Part No.
 2. Material:
 (blank): UL94V-2 / Natural
 V0: UL94V-0 / White



Ordering Information & Dimensions:

| PART NO. | Dimensions | |
|-------------|------------|-------|
| | A | B |
| C4201WR-2P | 4.20 | 9.60 |
| C4201WR-3P | 8.40 | 13.80 |
| C4201WR-4P | 12.60 | 18.00 |
| C4201WR-5P | 16.80 | 22.20 |
| C4201WR-6P | 21.00 | 26.40 |
| C4201WR-7P | 25.20 | 30.60 |
| C4201WR-8P | 29.40 | 34.80 |
| C4201WR-9P | 33.60 | 39.00 |
| C4201WR-10P | 37.80 | 43.20 |
| C4201WR-11P | 42.00 | 47.40 |
| C4201WR-12P | 46.20 | 51.60 |

Unit: mm

C4201WR-E

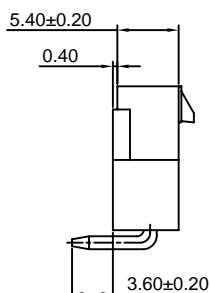
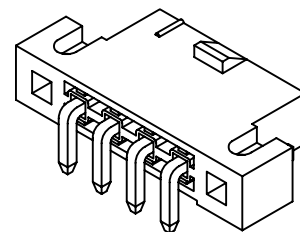
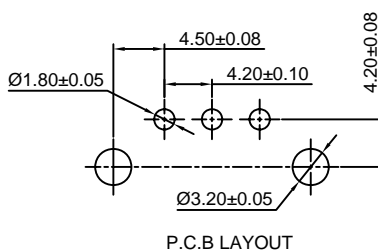
4.20mm pitch 90° Single Row Wafer With Ear

Reference Informations:

- *Material: Pin: Brass/Tin over Nickel
Insulator: Nylon 66, UL94V-2 or UL94V-0
- *Mates with CJT C4201HF series single row Housing
- *Color: Natural

Ordering Information:

- C4201WR-E-XP - **
 $\frac{1}{2}$
1. Part No.
 2. Material:
 (blank): UL94V-2 / Natural
 V0: UL94V-0 / White



Ordering Information & Dimensions:

| PART NO. | Dimensions | |
|---------------|------------|-------|
| | A | B |
| C4201WR-E-2P | 4.20 | 9.60 |
| C4201WR-E-3P | 8.40 | 13.80 |
| C4201WR-E-4P | 12.60 | 18.00 |
| C4201WR-E-5P | 16.80 | 22.20 |
| C4201WR-E-6P | 21.00 | 26.40 |
| C4201WR-E-7P | 25.20 | 30.60 |
| C4201WR-E-8P | 29.40 | 34.80 |
| C4201WR-E-9P | 33.60 | 39.00 |
| C4201WR-E-10P | 37.80 | 43.20 |
| C4201WR-E-11P | 42.00 | 47.40 |
| C4201WR-E-12P | 46.20 | 51.60 |

Unit: mm

C4201WR-F

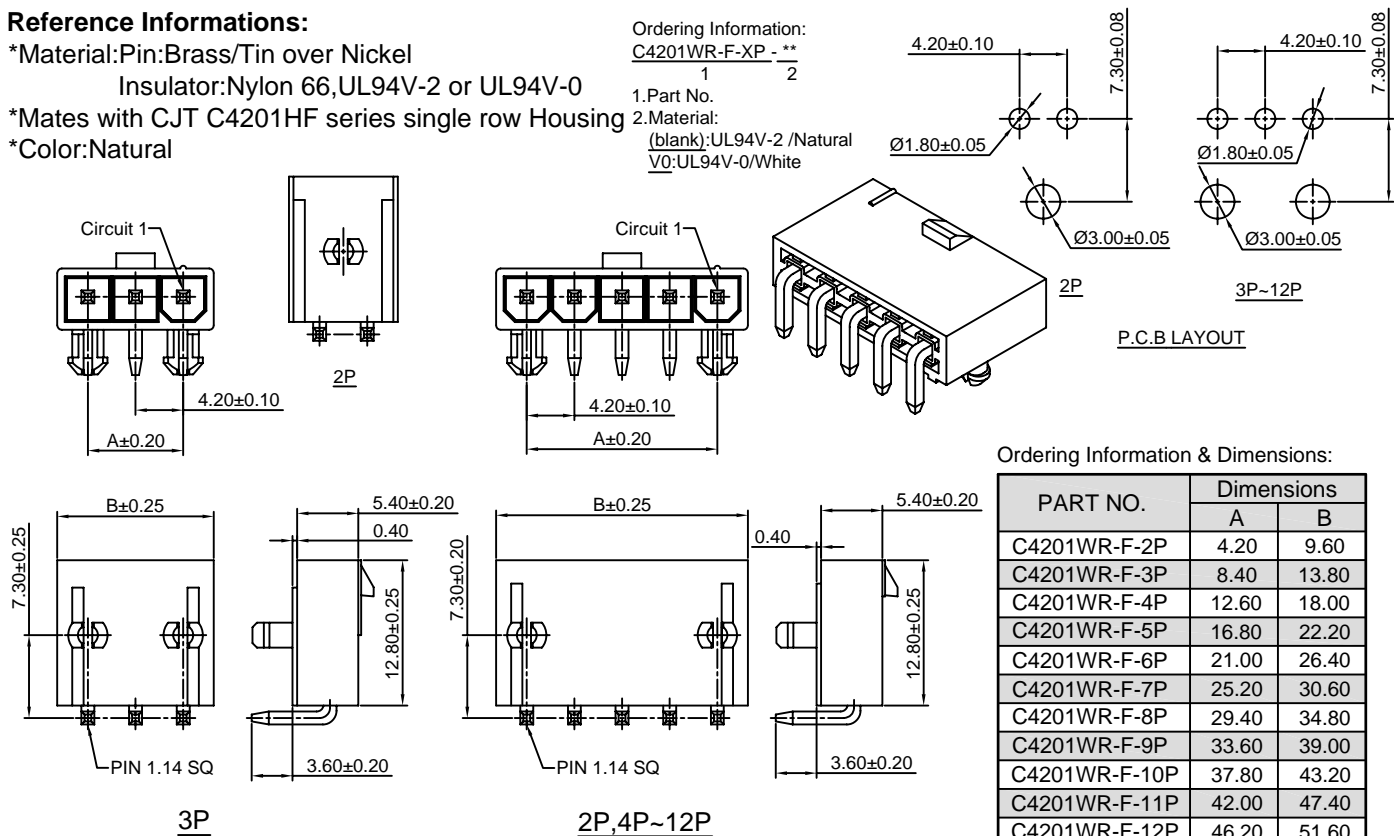
4.20mm pitch 90° Single Row Wafer With Pegs

Reference Informations:

- *Material: Pin: Brass/Tin over Nickel
Insulator: Nylon 66, UL94V-2 or UL94V-0
- *Mates with CJT C4201HF series single row Housing
- *Color: Natural

Ordering Information:

- C4201WR-F-XP - **
- | | |
|----------------------------|---|
| 1 | 2 |
| 1. Part No. | |
| 2. Material: | |
| (blank): UL94V-2 / Natural | |
| V0: UL94V-0 / White | |



Ordering Information & Dimensions:

| PART NO. | Dimensions | |
|---------------|------------|-------|
| | A | B |
| C4201WR-F-2P | 4.20 | 9.60 |
| C4201WR-F-3P | 8.40 | 13.80 |
| C4201WR-F-4P | 12.60 | 18.00 |
| C4201WR-F-5P | 16.80 | 22.20 |
| C4201WR-F-6P | 21.00 | 26.40 |
| C4201WR-F-7P | 25.20 | 30.60 |
| C4201WR-F-8P | 29.40 | 34.80 |
| C4201WR-F-9P | 33.60 | 39.00 |
| C4201WR-F-10P | 37.80 | 43.20 |
| C4201WR-F-11P | 42.00 | 47.40 |
| C4201WR-F-12P | 46.20 | 51.60 |

Unit: mm

C4201WV-2

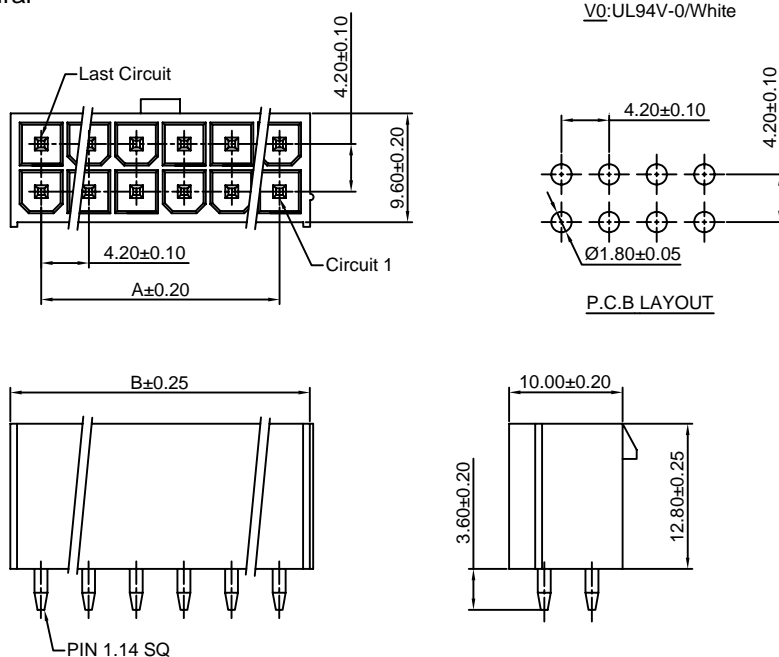
4.20mm pitch 180° Dual Row Wafer

Reference Informations:

- *Material: Pin: Brass/Tin over Nickel
Insulator: Nylon 66, UL94V-2 or UL94V-0
- *Mates with CJT C4201HF series dual row Housing
- *Color: Natural

Ordering Information:

- C4201WV-2xXP - **
- | | |
|----------------------------|---|
| 1 | 2 |
| 1. Part No. | |
| 2. Material: | |
| (blank): UL94V-2 / Natural | |
| V0: UL94V-0 / White | |



Ordering Information & Dimensions:

| PART NO. | Dimensions | |
|---------------|------------|-------|
| | A | B |
| C4201WV-2x1P | ----- | 5.40 |
| C4201WV-2x2P | 4.20 | 9.60 |
| C4201WV-2x3P | 8.40 | 13.80 |
| C4201WV-2x4P | 12.60 | 18.00 |
| C4201WV-2x5P | 16.80 | 22.20 |
| C4201WV-2x6P | 21.00 | 26.40 |
| C4201WV-2x7P | 25.20 | 30.60 |
| C4201WV-2x8P | 29.40 | 34.80 |
| C4201WV-2x9P | 33.60 | 39.00 |
| C4201WV-2x10P | 37.80 | 43.20 |
| C4201WV-2x11P | 42.00 | 47.40 |
| C4201WV-2x12P | 46.20 | 51.60 |

Unit: mm

C4201WVA-2

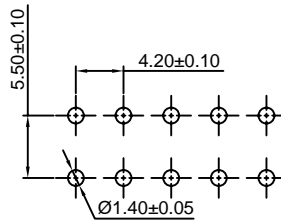
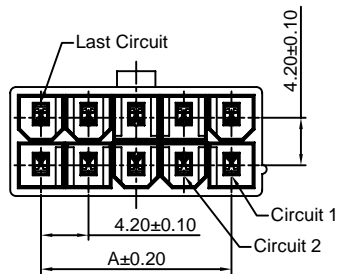
4.20mm pitch 180° Dual Row Wafer

Reference Informations:

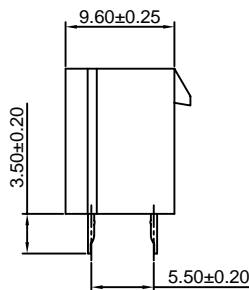
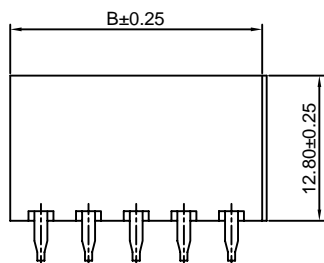
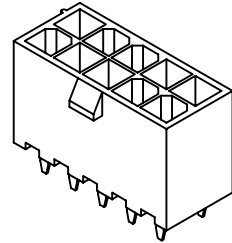
- *Material:Pin:Brass/Tin over Nickel
Insulator:Nylon 66,UL94V-2 or UL94V-0
- *Mates with CJT C4201HF series dual row Housing
- *Color:Natural

Ordering Information:

- C4201WVA-2xXP - **
- | | |
|---|---|
| 1 | 2 |
|---|---|
- Part No.
 - Material:
(blank):UL94V-2/Natural
V0:UL94V-0/White



P.C.B LAYOUT



Ordering Information & Dimensions:

| PART NO. | Dimensions | |
|----------------|------------|-------|
| | A | B |
| C4201WVA-2x1P | ----- | 5.40 |
| C4201WVA-2x2P | 4.20 | 9.60 |
| C4201WVA-2x3P | 8.40 | 13.80 |
| C4201WVA-2x4P | 12.60 | 18.00 |
| C4201WVA-2x5P | 16.80 | 22.20 |
| C4201WVA-2x6P | 21.00 | 26.40 |
| C4201WVA-2x7P | 25.20 | 30.60 |
| C4201WVA-2x8P | 29.40 | 34.80 |
| C4201WVA-2x9P | 33.60 | 39.00 |
| C4201WVA-2x10P | 37.80 | 43.20 |
| C4201WVA-2x11P | 42.00 | 47.40 |
| C4201WVA-2x12P | 46.20 | 51.60 |

Unit: mm

C4201WVA-F-2

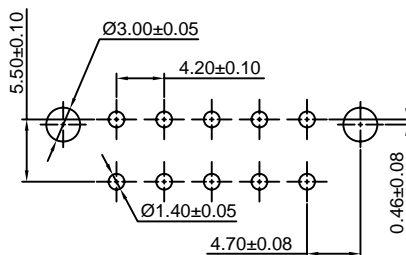
4.20mm pitch 180° Dual Row Wafer With Foot

Reference Informations:

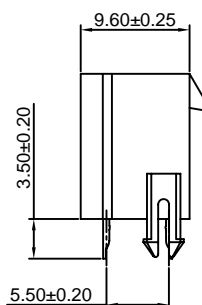
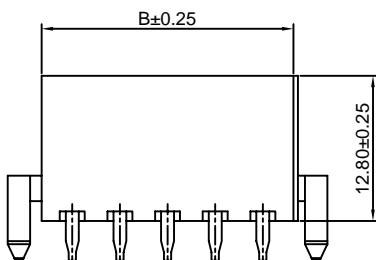
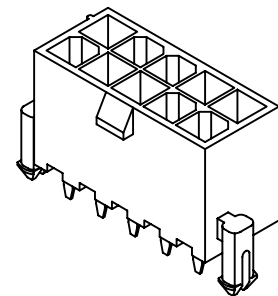
- *Material:Pin:Brass/Tin over Nickel
Insulator:Nylon 66,UL94V-2 or UL94V-0
- *Mates with CJT C4201HF series dual row Housing
- *Color:Natural

Ordering Information:

- C4201WVA-F-2xXP - **
- | | |
|---|---|
| 1 | 2 |
|---|---|
- Part No.
 - Material:
(blank):UL94V-2/Natural
V0:UL94V-0/White



P.C.B LAYOUT



Ordering Information & Dimensions:

| PART NO. | Dimensions | |
|------------------|------------|-------|
| | A | B |
| C4201WVA-F-2x1P | ----- | 5.40 |
| C4201WVA-F-2x2P | 4.20 | 9.60 |
| C4201WVA-F-2x3P | 8.40 | 13.80 |
| C4201WVA-F-2x4P | 12.60 | 18.00 |
| C4201WVA-F-2x5P | 16.80 | 22.20 |
| C4201WVA-F-2x6P | 21.00 | 26.40 |
| C4201WVA-F-2x7P | 25.20 | 30.60 |
| C4201WVA-F-2x8P | 29.40 | 34.80 |
| C4201WVA-F-2x9P | 33.60 | 39.00 |
| C4201WVA-F-2x10P | 37.80 | 43.20 |
| C4201WVA-F-2x11P | 42.00 | 47.40 |
| C4201WVA-F-2x12P | 46.20 | 51.60 |

Unit: mm

C4201WR-2

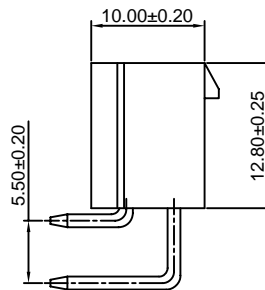
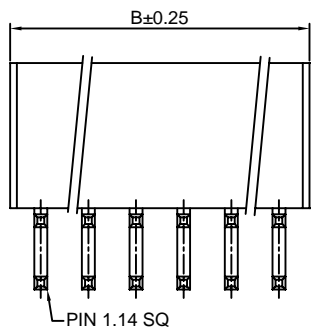
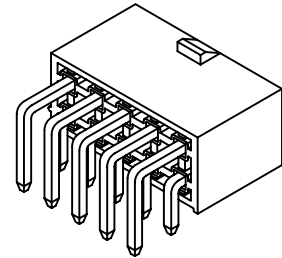
4.20mm pitch 90° Dual Row Wafer

Reference Informations:

- *Material: Pin: Brass/Tin over Nickel
Insulator: Nylon 66, UL94V-2 or UL94V-0
- *Mates with CJT C4201HF series dual row Housing
- *Color: Natural

Ordering Information:

- C4201WR-2xXP - **
- | | |
|---|---|
| 1 | 2 |
|---|---|
- Part No.
 - Material:
(blank): UL94V-2/Natural
V0: UL94V-0/White



Ordering Information & Dimensions:

| PART NO. | Dimensions | |
|---------------|------------|-------|
| | A | B |
| C4201WR-2x1P | ----- | 5.40 |
| C4201WR-2x2P | 4.20 | 9.60 |
| C4201WR-2x3P | 8.40 | 13.80 |
| C4201WR-2x4P | 12.60 | 18.00 |
| C4201WR-2x5P | 16.80 | 22.20 |
| C4201WR-2x6P | 21.00 | 26.40 |
| C4201WR-2x7P | 25.20 | 30.60 |
| C4201WR-2x8P | 29.40 | 34.80 |
| C4201WR-2x9P | 33.60 | 39.00 |
| C4201WR-2x10P | 37.80 | 43.20 |
| C4201WR-2x11P | 42.00 | 47.40 |
| C4201WR-2x12P | 46.20 | 51.60 |

Unit: mm

C4201WR-E-2

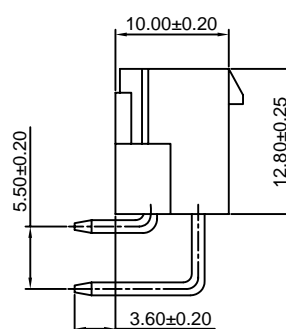
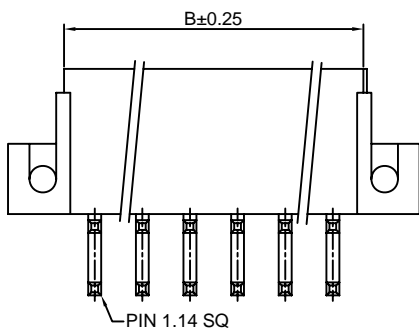
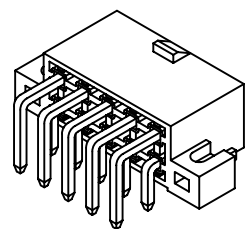
4.20mm pitch 180° Dual Row Wafer With Ear

Reference Informations:

- *Material: Pin: Brass/Tin over Nickel
Insulator: Nylon 66, UL94V-2 or UL94V-0
- *Mates with CJT C4201HF series dual row Housing
- *Color: Natural

Ordering Information:

- C4201WR-E-2xXP - **
- | | |
|---|---|
| 1 | 2 |
|---|---|
- Part No.
 - Material:
(blank): UL94V-2/Natural
V0: UL94V-0/White



Ordering Information & Dimensions:

| PART NO. | Dimensions | |
|-----------------|------------|-------|
| | A | B |
| C4201WR-E-2x1P | ----- | 5.40 |
| C4201WR-E-2x2P | 4.20 | 9.60 |
| C4201WR-E-2x3P | 8.40 | 13.80 |
| C4201WR-E-2x4P | 12.60 | 18.00 |
| C4201WR-E-2x5P | 16.80 | 22.20 |
| C4201WR-E-2x6P | 21.00 | 26.40 |
| C4201WR-E-2x7P | 25.20 | 30.60 |
| C4201WR-E-2x8P | 29.40 | 34.80 |
| C4201WR-E-2x9P | 33.60 | 39.00 |
| C4201WR-E-2x10P | 37.80 | 43.20 |
| C4201WR-E-2x11P | 42.00 | 47.40 |
| C4201WR-E-2x12P | 46.20 | 51.60 |

Unit: mm

C4201WR-F-2

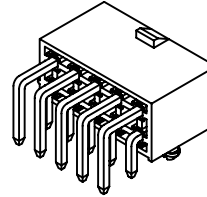
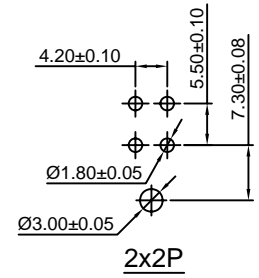
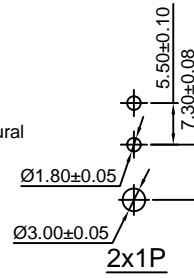
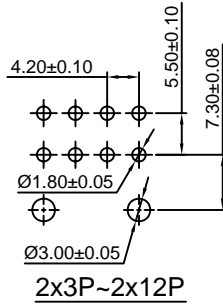
4.20mm pitch 90° Dual Row Wafer With Foot

Reference Informations:

- *Material: Pin: Brass/Tin over Nickel
Insulator: Nylon 66, UL94V-2 or UL94V-0
- *Mates with CJT C4201HF series dual row Housing
- *Color: Natural

Ordering Information:
C4201WR-F-2xXP - **
1 2

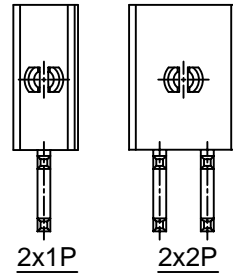
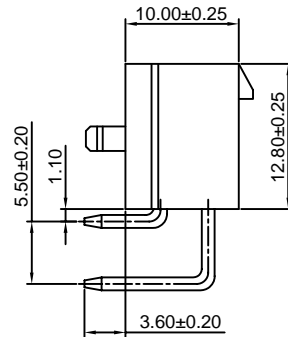
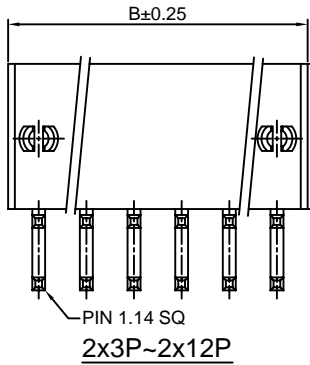
1. Part No.
2. Material:
(blank): UL94V-2/Natural
V0: UL94V-0/White



Ordering Information & Dimensions:

| PART NO. | Dimensions | |
|-----------------|------------|-------|
| | A | B |
| C4201WR-F-2x1P | ----- | 5.40 |
| C4201WR-F-2x2P | 4.20 | 9.60 |
| C4201WR-F-2x3P | 8.40 | 13.80 |
| C4201WR-F-2x4P | 12.60 | 18.00 |
| C4201WR-F-2x5P | 16.80 | 22.20 |
| C4201WR-F-2x6P | 21.00 | 26.40 |
| C4201WR-F-2x7P | 25.20 | 30.60 |
| C4201WR-F-2x8P | 29.40 | 34.80 |
| C4201WR-F-2x9P | 33.60 | 39.00 |
| C4201WR-F-2x10P | 37.80 | 43.20 |
| C4201WR-F-2x11P | 42.00 | 47.40 |
| C4201WR-F-2x12P | 46.20 | 51.60 |

Unit: mm



C4201HF-2x3P-A/B

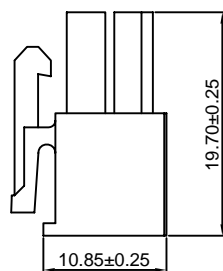
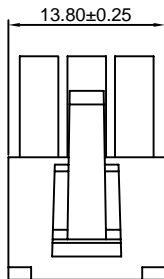
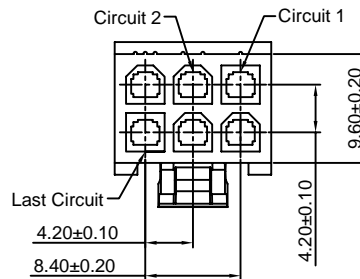
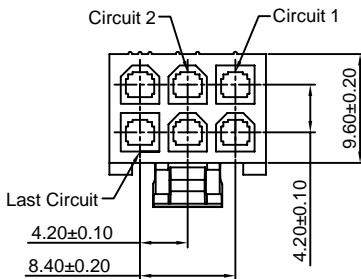
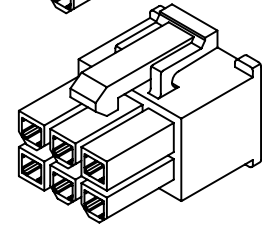
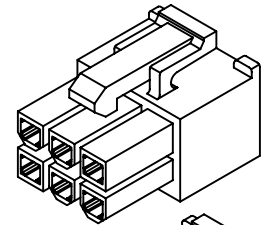
4.20mm pitch Dual Row Housing - Special Type

Reference Informations:

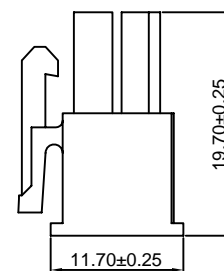
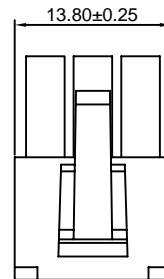
- *Material: Nylon 66, UL94V-2 or UL94V-0
- *Suitable CJT C4201F series Terminal
- *Mates with CJT C4201HM or C4201WV special type series dual row Housing or Wafer
- *Color: Black

Ordering Information:
C4201HF-2x3P - **
1 2

1. Part No.
2. Material:
(blank): UL94V-2/Black
V0: UL94V-0/Black



C4201HF-2x3P-A



C4201HF-2x3P-B

Unit: mm

C4201HF-2x4P-A/B

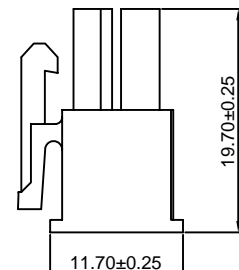
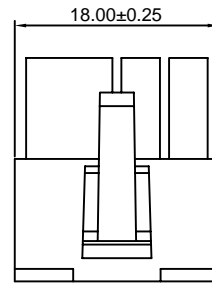
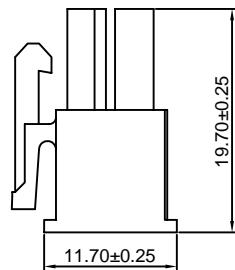
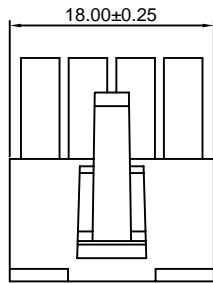
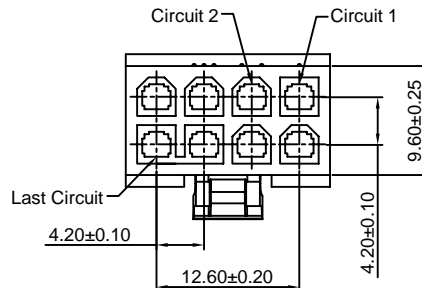
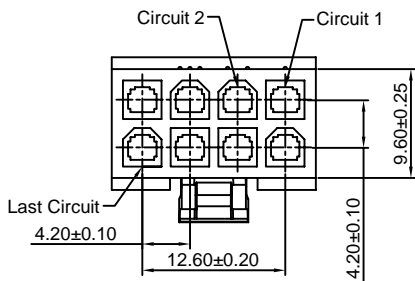
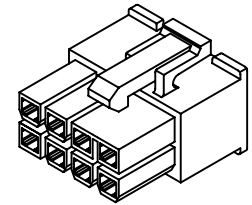
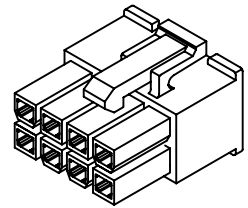
4.20mm pitch Dual Row Housing - Special Type

Reference Informations:

- *Material: Nylon 66, UL94V-2 or UL94V-0
- *Suitable CJT C4201F series Terminal
- *Mates with CJT C4201HM or C4201WV special type series dual row Housing or Wafer
- *Color: Black

Ordering Information:

- C4201HF-2x4P - **
- | | |
|------------------------|---|
| 1 | 2 |
| 1. Part No. | |
| 2. Material: | |
| (blank): UL94V-2/Black | |
| V0: UL94V-0/Black | |



C4201HF-2x4P-A

C4201HF-2x4P-B

Unit: mm

C4201WV-2x3P-B/C

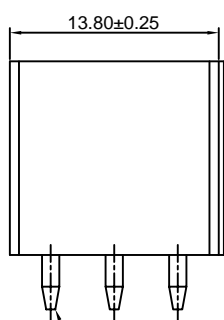
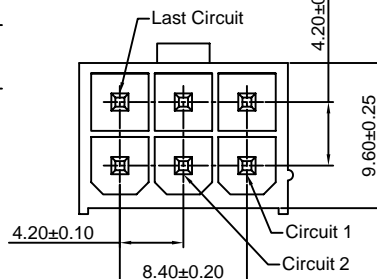
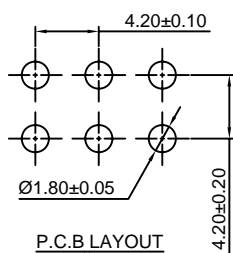
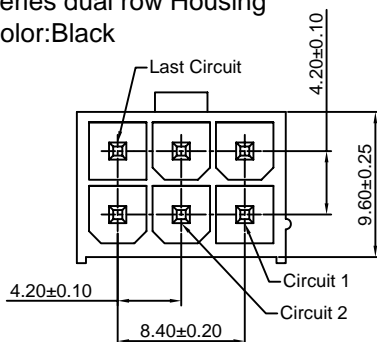
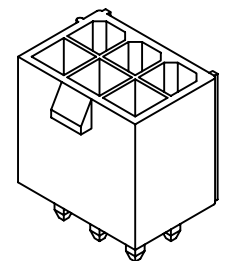
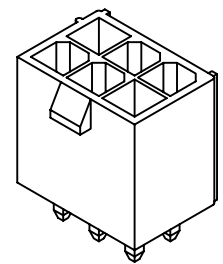
4.20mm pitch Dual Row Housing - Special Type

Reference Informations:

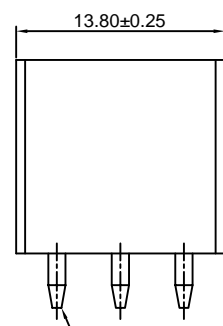
- *Material: Pin: Brass/Tin over Nickel
Insulator: Nylon 66, UL94V-2 or UL94V-0
- *Mates with CJT C4201HF special type series dual row Housing
- *Color: Black

Ordering Information:

- C4201WV-2x3P - **
- | | |
|------------------------|---|
| 1 | 2 |
| 1. Part No. | |
| 2. Material: | |
| (blank): UL94V-2/Black | |
| V0: UL94V-0/Black | |



C4201WV-2x3P-B



C4201WV-2x3P-C

Unit: mm

C4201WV-2x4P-A/B

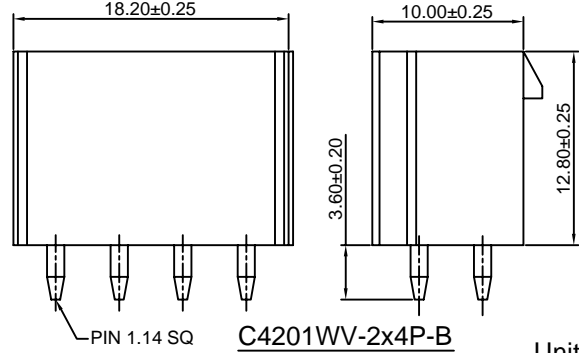
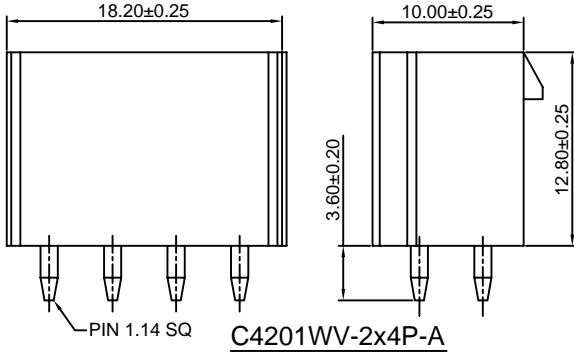
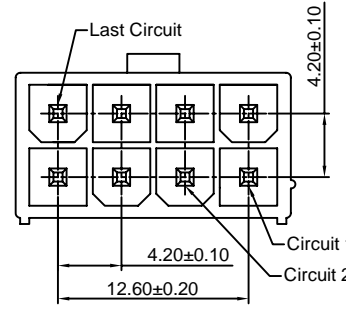
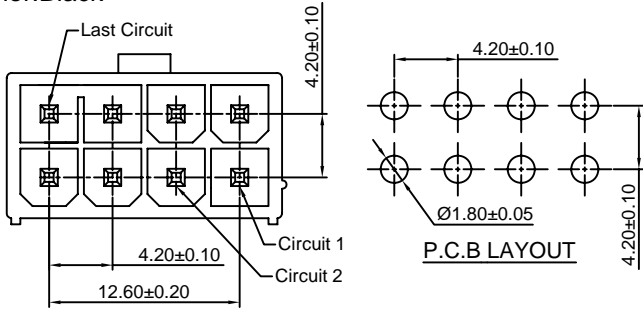
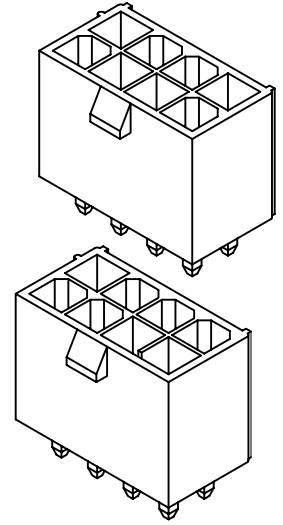
4.20mm pitch Dual Row Housing - Special Type

Reference Informations:

- *Material: Pin: Brass/Tin over Nickel
Insulator: Nylon 66, UL94V-2 or UL94V-0
- *Mates with CJT C4201HF special type series dual row Housing
- *Color: Black

Ordering Information:

- C4201WV-2x4P - **
- | | |
|------------------------|---|
| 1 | 2 |
| 1. Part No. | |
| 2. Material: | |
| (blank): UL94V-2/Black | |
| V0: UL94V-0/Black | |



Unit: mm

C4201WR-F-2x3P-A

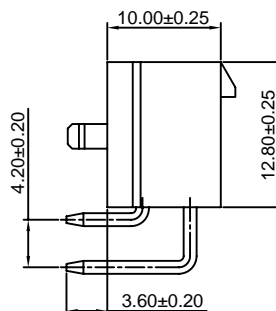
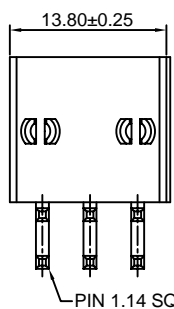
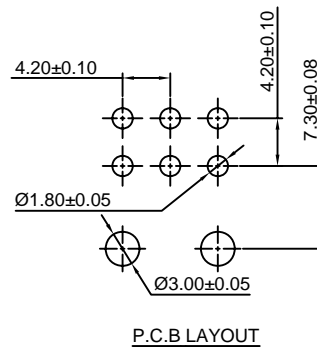
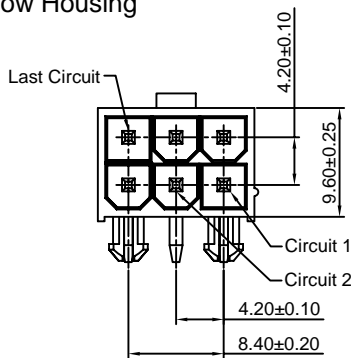
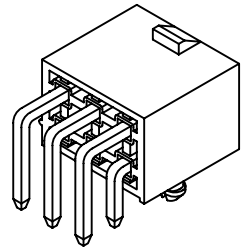
4.20mm pitch 90° Dual Row Wafer With Foot - Special TYPE

Reference Informations:

- *Material: Pin: Brass/Tin over Nickel
Insulator: Nylon 66, UL94V-2 or UL94V-0
- *Mates with CJT C4201HF-2x3P-B special type series dual row Housing
- *Color: Black

Ordering Information:

- C4201WR-F-2x3P-A - **
- | | |
|------------------------|---|
| 1 | 2 |
| 1. Part No. | |
| 2. Material: | |
| (blank): UL94V-2/Black | |
| V0: UL94V-0/Black | |



Unit: mm

C4201HFA-2

4.20mm Pitch Dual Row With Panel Mount Ears Housing

Reference Informations:

- *Material:Nylon 66,UL94V-2 or UL94V-0
- *Suitable CJT C4201F series Terminal
- *Mates with CJT C4201HMB series dual row Housing or C4201WVA-F1,C4201WR-F1 series dual row Wafer
- *Color:Natural

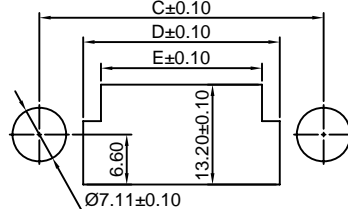
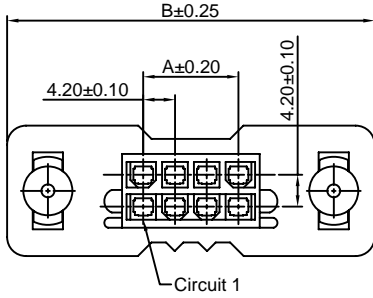
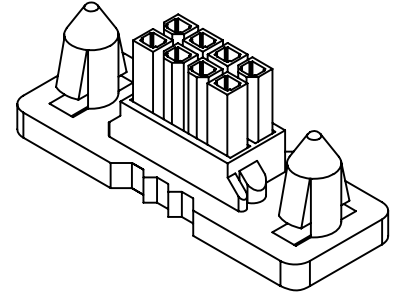
Ordering Information:

C4201HFA-2xXP - **

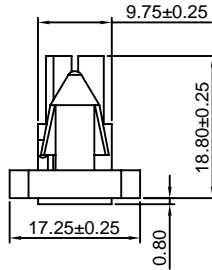
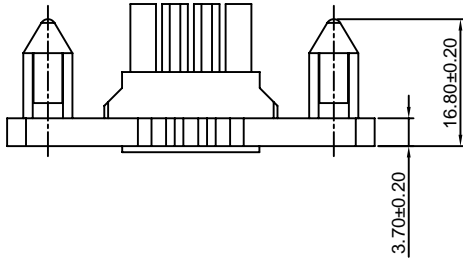
1. Part No.

2. Material:

(blank):UL94V-2/Natural
V0:UL94V-0/White



PCB CUTOUT
PANET THICKNESS 1.27



Ordering Information & Dimensions:

| PART NO. | Dimensions | | | | |
|----------------|------------|--------|-------|-------|-------|
| | A | B | C | D | E |
| C4201HFA-2x1P | ----- | 36.00 | 25.00 | 13.20 | 8.70 |
| C4201HFA-2x2P | 4.20 | 40.20 | 29.20 | 17.60 | 12.90 |
| C4201HFA-2x3P | 8.40 | 44.40 | 33.40 | 21.80 | 17.10 |
| C4201HFA-2x4P | 12.60 | 48.60 | 37.60 | 26.00 | 21.30 |
| C4201HFA-2x5P | 16.80 | 52.80 | 41.80 | 30.20 | 25.50 |
| C4201HFA-2x6P | 21.00 | 57.00 | 46.00 | 34.40 | 29.70 |
| C4201HFA-2x7P | 25.20 | 61.20 | 50.20 | 38.60 | 33.90 |
| C4201HFA-2x8P | 29.40 | 65.40 | 54.40 | 42.80 | 38.10 |
| C4201HFA-2x9P | 33.60 | 69.60 | 58.60 | 47.00 | 42.30 |
| C4201HFA-2x10P | 37.80 | 73.80 | 62.80 | 51.20 | 46.50 |
| C4201HFA-2x11P | 42.00 | 78.00 | 67.00 | 55.40 | 50.70 |
| C4201HFA-2x12P | 46.20 | 82.20 | 71.20 | 59.60 | 54.90 |
| C4201HFA-2x18P | 71.40 | 107.40 | 96.40 | 81.50 | 76.78 |

Unit: mm

C4201HV-2

4.20mm Pitch Vertical Dual Row Receptacle Header

Reference Informations:

- *Material:Nylon 66,UL94V-2 or UL94V-0
- *Mates with CJT C4201HMB series dual row Housing or C4201WVA-F1,C4201WR-F1 series dual row Wafer
- *Color:Natural

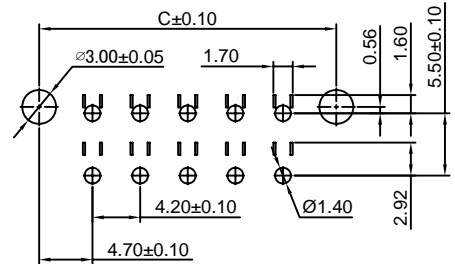
Ordering Information:

C4201HV-2xXP - **

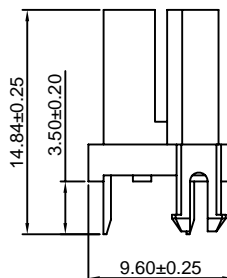
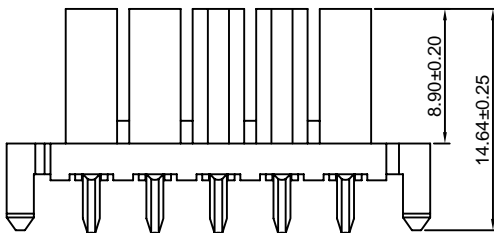
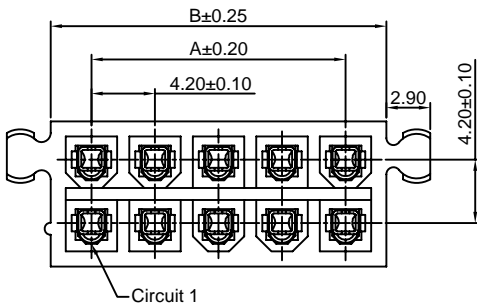
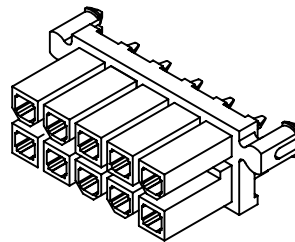
1. Part No.

2. Material:

(blank):UL94V-2/Natural
V0:UL94V-0/White



PCB LAYOUT:Component Side
Recommended PCB Thickness 1.78MAX



Ordering Information & Dimensions:

| PART NO. | Dimensions | | |
|---------------|------------|-------|-------|
| | A | B | C |
| C4201HV-2x1P | ----- | 5.40 | 9.40 |
| C4201HV-2x2P | 4.20 | 9.60 | 13.60 |
| C4201HV-2x3P | 8.40 | 13.80 | 17.80 |
| C4201HV-2x4P | 12.60 | 18.00 | 22.00 |
| C4201HV-2x5P | 16.80 | 22.20 | 26.20 |
| C4201HV-2x6P | 21.00 | 26.40 | 30.40 |
| C4201HV-2x7P | 25.20 | 30.60 | 34.60 |
| C4201HV-2x8P | 29.40 | 34.80 | 38.80 |
| C4201HV-2x9P | 33.60 | 39.00 | 43.00 |
| C4201HV-2x10P | 37.80 | 43.20 | 47.20 |
| C4201HV-2x11P | 42.00 | 47.40 | 51.40 |
| C4201HV-2x12P | 46.20 | 51.60 | 55.60 |
| C4201HV-2x18P | 71.40 | 76.80 | 80.80 |

Unit: mm

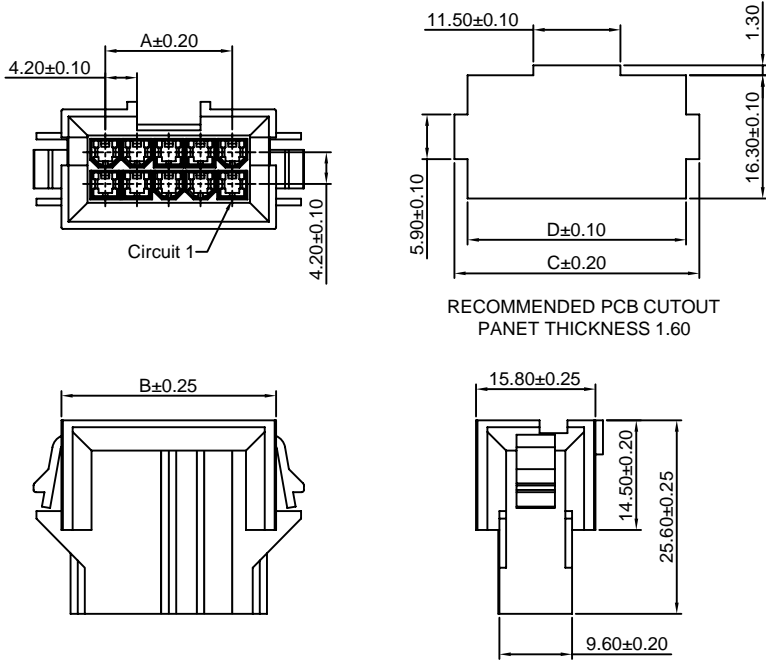
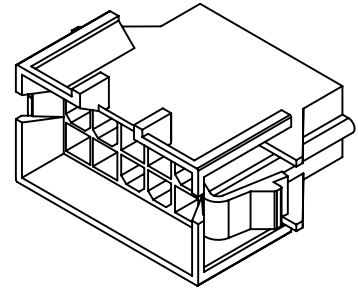
C4201HMB-2

4.20mm Pitch Dual Row Housing With Panel Mount Ears

Reference Informations:

- *Material:Nylon 66,UL94V-2 or UL94V-0
- *Suitable CJT C4201M series Terminal
- *Mates with CJT C4201HFA series dual row Housing or C4201HV series dual row Header
- *Color:Natural

Ordering Information:
C4201HMB-2xXP - **
 1
 2
 1.Part No.
 2.Material:
 (blank):UL94V-2/Natural
 V0:UL94V-0/White



Ordering Information & Dimensions:

| PART NO. | Dimensions | | | |
|----------------|------------|-------|-------|-------|
| | A | B | C | D |
| C4201HMB-2x1P | ---- | 11.60 | 15.60 | 12.10 |
| C4201HMB-2x2P | 4.20 | 15.80 | 19.80 | 16.30 |
| C4201HMB-2x3P | 8.40 | 20.00 | 24.00 | 20.50 |
| C4201HMB-2x4P | 12.60 | 24.20 | 28.20 | 24.70 |
| C4201HMB-2x5P | 16.80 | 28.40 | 32.40 | 28.90 |
| C4201HMB-2x6P | 21.00 | 32.60 | 36.60 | 33.10 |
| C4201HMB-2x7P | 25.20 | 36.80 | 40.80 | 37.30 |
| C4201HMB-2x8P | 29.40 | 41.00 | 45.00 | 41.50 |
| C4201HMB-2x9P | 33.60 | 45.20 | 49.20 | 45.70 |
| C4201HMB-2x10P | 37.80 | 49.40 | 53.40 | 49.90 |
| C4201HMB-2x11P | 42.00 | 53.60 | 57.60 | 54.10 |
| C4201HMB-2x12P | 46.20 | 57.80 | 61.80 | 58.30 |
| C4201HMB-2x18P | 71.40 | 83.00 | 87.00 | 83.50 |

Unit: mm

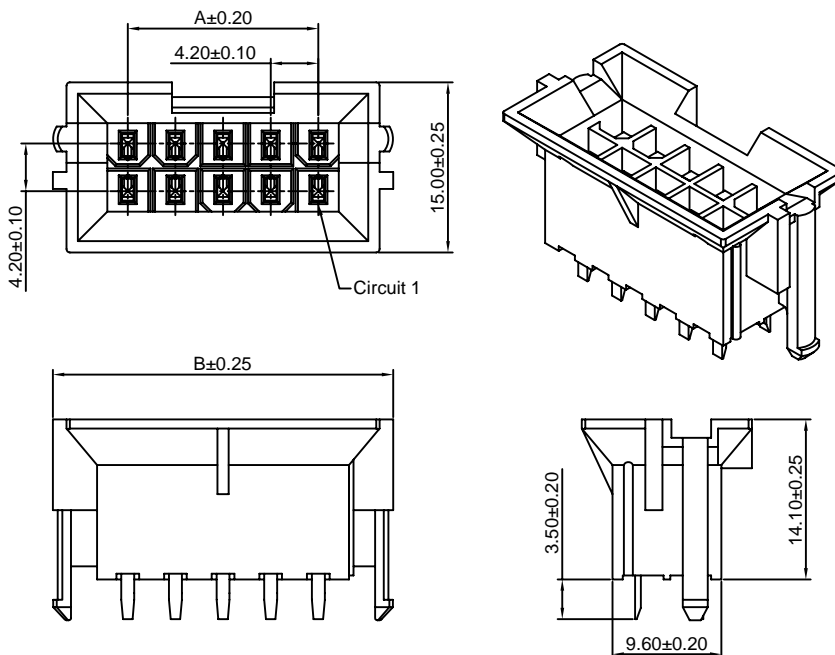
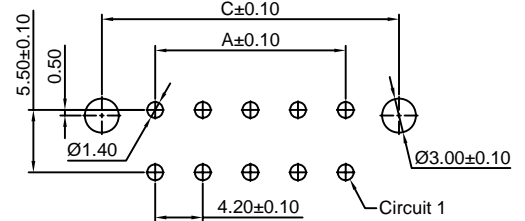
C4201WVA-F1-2

4.20mm pitch 180° Dual Row Wafer With Foot

Reference Informations:

- *Material:Pin:Brass/Tin over Nickel
 Insulator:Nylon 66,UL94V-2 or UL94V-0
- *Mates with CJT C4201HFA, C4201HV series dual row Housing
- *Color:Natural

Ordering Information:
C4201WVA-F1-2xXP - **
 1
 2
 1.Part No.
 2.Material:
 (blank):UL94V-2/Natural
 V0:UL94V-0/White



Ordering Information & Dimensions:

| PART NO. | Dimensions | | |
|-------------------|------------|-------|-------|
| | A | B | C |
| C4201WVA-F1-2x1P | ---- | 13.20 | 9.40 |
| C4201WVA-F1-2x2P | 4.20 | 17.40 | 13.60 |
| C4201WVA-F1-2x3P | 8.40 | 21.60 | 17.80 |
| C4201WVA-F1-2x4P | 12.60 | 25.80 | 22.00 |
| C4201WVA-F1-2x5P | 16.80 | 30.00 | 26.20 |
| C4201WVA-F1-2x6P | 21.00 | 34.20 | 30.40 |
| C4201WVA-F1-2x7P | 25.20 | 38.40 | 34.60 |
| C4201WVA-F1-2x8P | 29.40 | 42.60 | 38.80 |
| C4201WVA-F1-2x9P | 33.60 | 46.80 | 43.00 |
| C4201WVA-F1-2x10P | 37.80 | 51.00 | 47.20 |
| C4201WVA-F1-2x11P | 42.00 | 55.20 | 51.40 |
| C4201WVA-F1-2x12P | 46.20 | 59.40 | 55.60 |
| C4201WVA-F1-2x18P | 71.40 | 84.60 | 80.80 |

Unit: mm

C4201WR-F1-2

4.20mm pitch 90° Dual Row Wafer With Foot

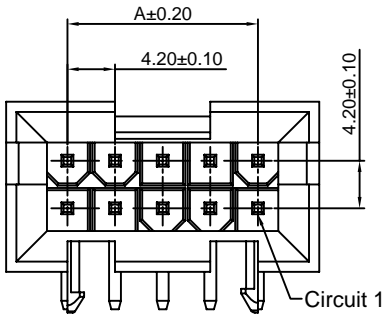
Reference Informations:

- *Material: Pin: Brass/Tin over Nickel
Insulator: Nylon 66, UL94V-2 or UL94V-0
- *Mates with CJT C4201HFA, C4201HV series dual row Housing
- *Color: Natural

Ordering Information:

C4201WR-F1-2xXP - **
1 2

- 1. Part No.
- 2. Material:
(blank): UL94V-2/Natural
V0: UL94V-0/White



PCB LAYOUT: Component Side
Recommended PCB Thickness 1.78MAX



Ordering Information & Dimensions:

| PART NO. | Dimensions | |
|------------------|------------|-------|
| | A | B |
| C4201WR-F1-2x1P | ----- | 10.80 |
| C4201WR-F1-2x2P | 4.20 | 15.00 |
| C4201WR-F1-2x3P | 8.40 | 19.20 |
| C4201WR-F1-2x4P | 12.60 | 23.40 |
| C4201WR-F1-2x5P | 16.80 | 27.60 |
| C4201WR-F1-2x6P | 21.00 | 31.80 |
| C4201WR-F1-2x7P | 25.20 | 36.00 |
| C4201WR-F1-2x8P | 29.40 | 40.20 |
| C4201WR-F1-2x9P | 33.60 | 44.40 |
| C4201WR-F1-2x10P | 37.80 | 48.60 |
| C4201WR-F1-2x11P | 42.00 | 52.80 |
| C4201WR-F1-2x12P | 46.20 | 57.00 |
| C4201WR-F1-2x18P | 71.40 | 82.20 |

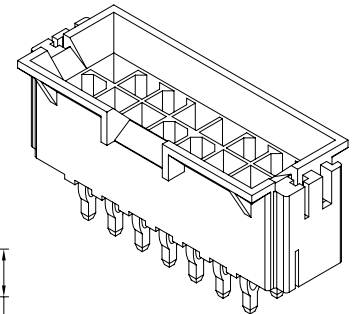
Unit: mm

C4201WVB-2

4.20mm pitch 180° Dual Row Wafer With Foot

Reference Informations:

- *Material: Pin: Phosphor Bronze/Tin over Nickel
Insulator: Nylon 66, UL94V-0
- *Mates with CJT C4201HFA, C4201HV series dual row Housing
- *Color: Black



SEC:Z-Z

Ordering Information & Dimensions:

| PART NO. | Dimensions | |
|----------------|------------|-------|
| | A | B |
| C4201WVB-2x7P | 25.20 | 40.00 |
| C4201WVB-2x9P | 33.60 | 48.40 |
| C4201WVB-2x12P | 46.20 | 61.00 |

Unit: mm

C4201FS-T

4.19mm pitch Crimp Terminal

Reference Informations:

*Used in CJT C4201HFS C4201HFSB series Housing



Ordering information & Specifications:

Unit:mm

| Part NO | Wire Range | Insulation O.D. | Material | Finish | Qty/reel |
|------------|------------|-----------------|-----------------|------------------|------------|
| C4201FS-TP | AWG#20-#24 | 1.75mm(max) | Phosphor Bronze | Tin over Nickel | 10,000 PCS |
| C4201FS-GP | AWG#20-#24 | 1.75mm(max) | Phosphor Bronze | Gold over Nickel | 10,000 PCS |

Optional Gold plating available but MOQ requested

C4201FS-T-H

4.19mm pitch Crimp Terminal

Reference Informations:

*Used in CJT C4201HFS C4201HFSB series Housing



Ordering information & Specifications:

Unit:mm

| Part NO | Wire Range | Insulation O.D. | Material | Finish | Qty/reel |
|--------------|------------|-----------------|-----------------|------------------|------------|
| C4201FS-TP-H | AWG#16-#20 | 3.12mm(max) | Phosphor Bronze | Tin over Nickel | 10,000 PCS |
| C4201FS-GP-H | AWG#16-#20 | 3.12mm(max) | Phosphor Bronze | Gold over Nickel | 10,000 PCS |

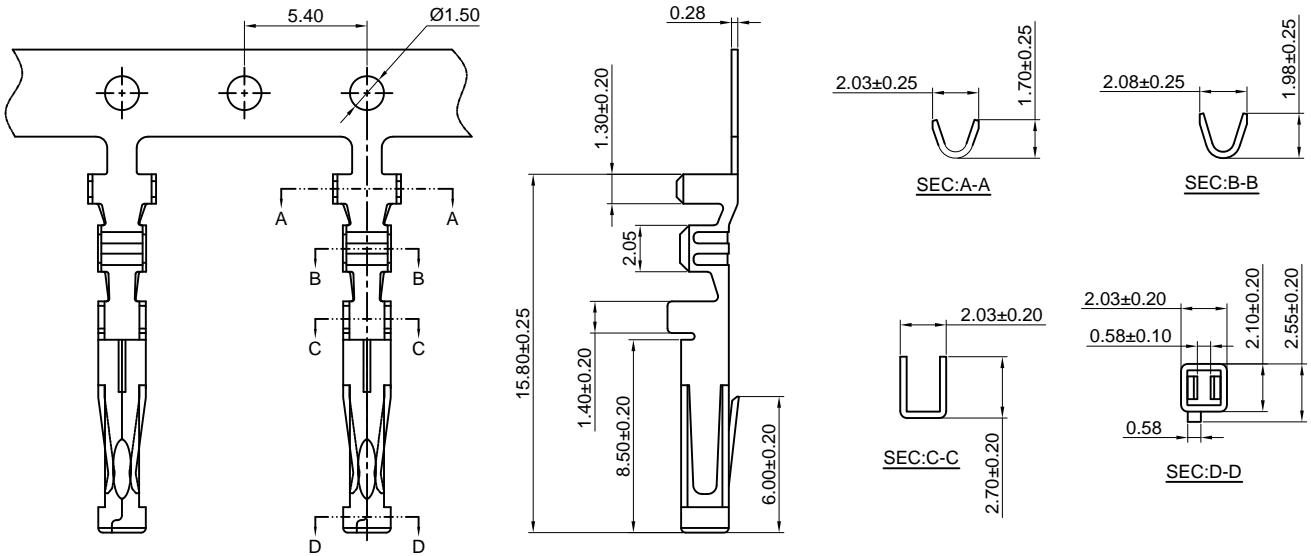
Optional Gold plating available but MOQ requested

C4201FS-T-L

4.19mm pitch Crimp Terminal

Reference Informations:

*Used in CJT C4201HFS C4201HFSB series Housing



Ordering information & Specifications:

Unit:mm

| Part NO | Wire Range | Insulation O.D. | Material | Finish | Qty/reel |
|--------------|------------|-----------------|-----------------|------------------|------------|
| C4201FS-TP-L | AWG#24-#26 | 1.50mm(max) | Phosphor Bronze | Tin over Nickel | 10,000 PCS |
| C4201FS-GP-L | AWG#24-#26 | 1.50mm(max) | Phosphor Bronze | Gold over Nickel | 10,000 PCS |

Optional Gold plating available but MOQ requested

C4201HFS

4.19mm Pitch Single Row Housing

Reference Informations:

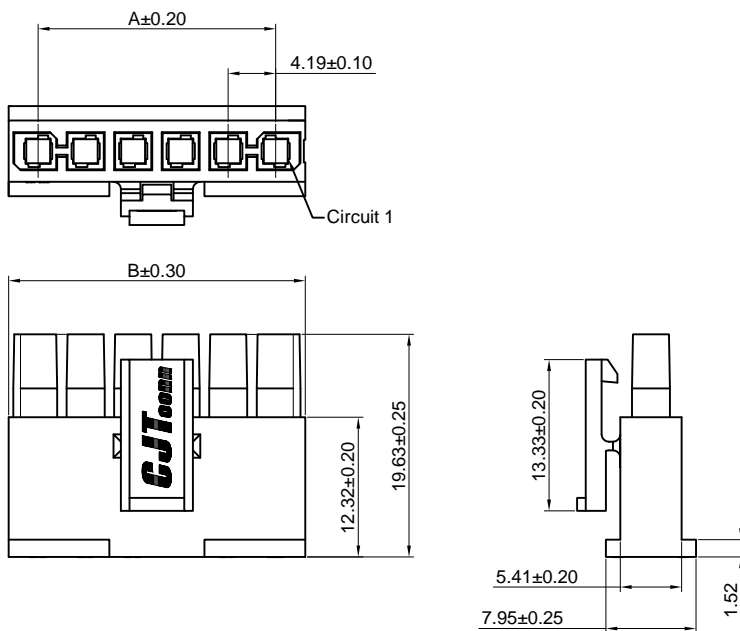
*Material:Nylon 66,UL94V-0

*Suitable CJT C4201FS-T series Terminal

*Mates with CJT C4201WVS , C4201WRS , C4201WVS-S

, C4201WRS-S series single row Wafer

*Color:Natural



Ordering Information & Dimensions:

| PART NO. | Dimensions | |
|--------------|------------|-------|
| | A | B |
| C4201HFS-2P | 4.19 | 9.40 |
| C4201HFS-3P | 8.38 | 13.59 |
| C4201HFS-4P | 12.57 | 17.78 |
| C4201HFS-5P | 16.76 | 21.97 |
| C4201HFS-6P | 21.95 | 26.16 |
| C4201HFS-7P | 25.14 | 30.35 |
| C4201HFS-8P | 29.33 | 34.54 |
| C4201HFS-9P | 33.52 | 38.73 |
| C4201HFS-10P | 37.71 | 42.92 |
| C4201HFS-11P | 41.90 | 47.11 |
| C4201HFS-12P | 46.09 | 51.30 |
| C4201HFS-13P | 50.28 | 55.49 |
| C4201HFS-14P | 54.47 | 59.68 |
| C4201HFS-15P | 58.66 | 63.87 |

Unit: mm

C4201HFSB

4.19mm Pitch Single Row Housing

Reference Informations:

- *Material:Nylon 66,UL94V-0
- *Suitable CJT C4201FS-T series Terminal
- *Mates with CJT C4201WVSB , C4201WRSB , C4201WVSB-S , C4201WRSB-S series single row Wafer
- *Color:Natural



Ordering Information & Dimensions:

| PART NO. | Dimensions | |
|---------------|------------|-------|
| | A | B |
| C4201HFSB-2P | 4.19 | 9.40 |
| C4201HFSB-3P | 8.38 | 13.59 |
| C4201HFSB-4P | 12.57 | 17.78 |
| C4201HFSB-5P | 16.76 | 21.97 |
| C4201HFSB-6P | 21.95 | 26.16 |
| C4201HFSB-7P | 25.14 | 30.35 |
| C4201HFSB-8P | 29.33 | 34.54 |
| C4201HFSB-9P | 33.52 | 38.73 |
| C4201HFSB-10P | 37.71 | 42.92 |
| C4201HFSB-11P | 41.90 | 47.11 |
| C4201HFSB-12P | 46.09 | 51.30 |
| C4201HFSB-13P | 50.28 | 55.49 |
| C4201HFSB-14P | 54.47 | 59.68 |
| C4201HFSB-15P | 58.66 | 63.87 |

Unit: mm

C4201HFS-2

4.19mm Pitch Dual Row Housing

Reference Informations:

- *Material:Nylon 66,UL94V-0
- *Suitable CJT C4201FS-T series Terminal
- *Mates with CJT C4201WVS , C4201WRS , C4201WVS-S , C4201WRS-S series dual row Wafer
- *Color:Natural



Ordering Information & Dimensions:

| PART NO. | Dimensions | |
|----------------|------------|-------|
| | A | B |
| C4201HFS-2x2P | 4.19 | 12.45 |
| C4201HFS-2x3P | 8.38 | 13.59 |
| C4201HFS-2x4P | 12.57 | 17.78 |
| C4201HFS-2x5P | 16.76 | 21.97 |
| C4201HFS-2x6P | 21.95 | 26.16 |
| C4201HFS-2x7P | 25.14 | 30.35 |
| C4201HFS-2x8P | 29.33 | 34.54 |
| C4201HFS-2x9P | 33.52 | 38.73 |
| C4201HFS-2x10P | 37.71 | 42.92 |
| C4201HFS-2x11P | 41.90 | 47.11 |
| C4201HFS-2x12P | 46.09 | 51.30 |
| C4201HFS-2x13P | 50.28 | 55.49 |
| C4201HFS-2x14P | 54.47 | 59.68 |
| C4201HFS-2x15P | 58.66 | 63.87 |

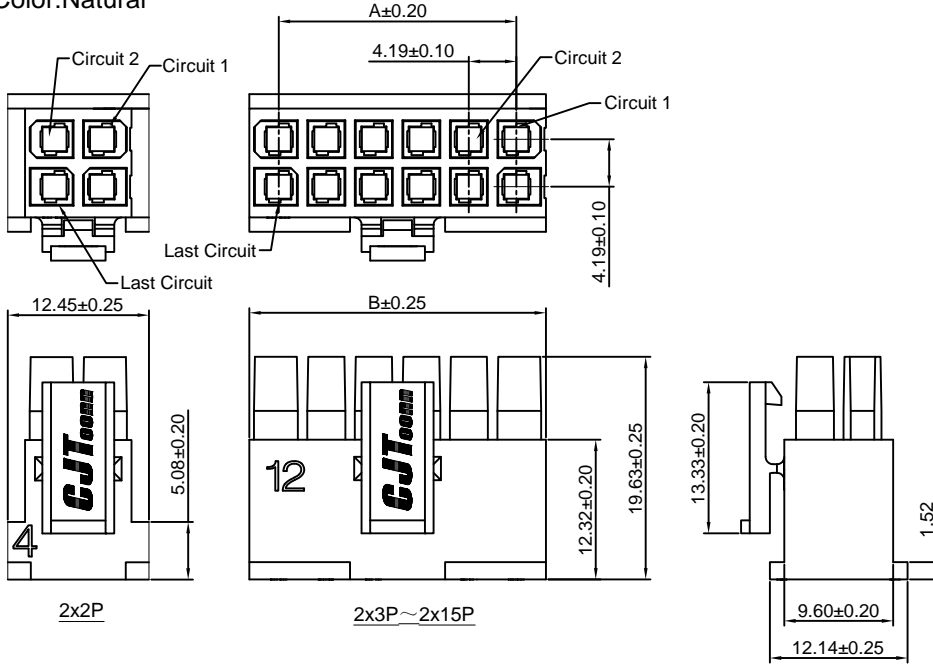
Unit: mm

C4201HFSB-2

4.19mm Pitch Dual Row Housing

Reference Informations:

- *Material:Nylon 66,UL94V-0
- *Suitable CJT C4201FS-T series Terminal
- *Mates with CJT C4201WVSB , C4201WRSB ,C4201WVSB-S , C4201WRSB-S series dual row Wafer
- *Color:Natural



Ordering Information & Dimensions:

| PART NO. | Dimensions | |
|-----------------|------------|-------|
| | A | B |
| C4201HFSB-2x2P | 4.19 | 12.45 |
| C4201HFSB-2x3P | 8.38 | 13.59 |
| C4201HFSB-2x4P | 12.57 | 17.78 |
| C4201HFSB-2x5P | 16.76 | 21.97 |
| C4201HFSB-2x6P | 21.95 | 26.16 |
| C4201HFSB-2x7P | 25.14 | 30.35 |
| C4201HFSB-2x8P | 29.33 | 34.54 |
| C4201HFSB-2x9P | 33.52 | 38.73 |
| C4201HFSB-2x10P | 37.71 | 42.92 |
| C4201HFSB-2x11P | 41.90 | 47.11 |
| C4201HFSB-2x12P | 46.09 | 51.30 |
| C4201HFSB-2x13P | 50.28 | 55.49 |
| C4201HFSB-2x14P | 54.47 | 59.68 |
| C4201HFSB-2x15P | 58.66 | 63.87 |

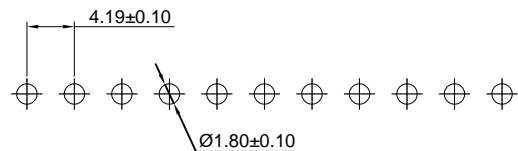
Unit: mm

C4201WVS

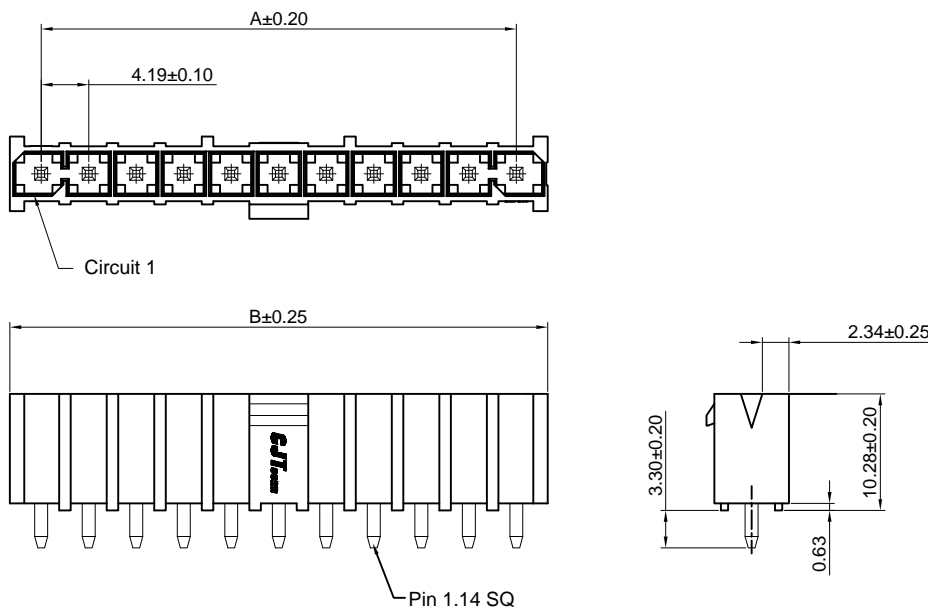
4.19mm pitch 180° Single Row Wafer

Reference Informations:

- *Material:Pin:Brass/Tin over Nickel
Insulator:LCP , UL94V-0
- *Suitable CJT C4201FS-T series Terminal
- *Mates with CJT C4201HFS series single row housing
- *Color:Black



P.C.B LAYOUT



Ordering Information & Dimensions:

| PART NO. | Dimensions | |
|--------------|------------|-------|
| | A | B |
| C4201WVS-2P | 4.19 | 9.40 |
| C4201WVS-3P | 8.38 | 13.59 |
| C4201WVS-4P | 12.57 | 17.78 |
| C4201WVS-5P | 16.76 | 21.97 |
| C4201WVS-6P | 21.95 | 26.16 |
| C4201WVS-7P | 25.14 | 30.35 |
| C4201WVS-8P | 29.33 | 34.54 |
| C4201WVS-9P | 33.52 | 38.73 |
| C4201WVS-10P | 37.71 | 42.92 |
| C4201WVS-11P | 41.90 | 47.11 |
| C4201WVS-12P | 46.09 | 51.30 |
| C4201WVS-13P | 50.28 | 55.49 |
| C4201WVS-14P | 54.47 | 59.68 |
| C4201WVS-15P | 58.66 | 63.87 |

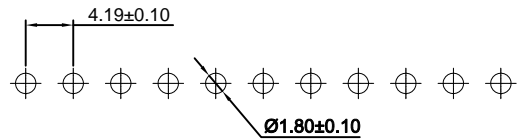
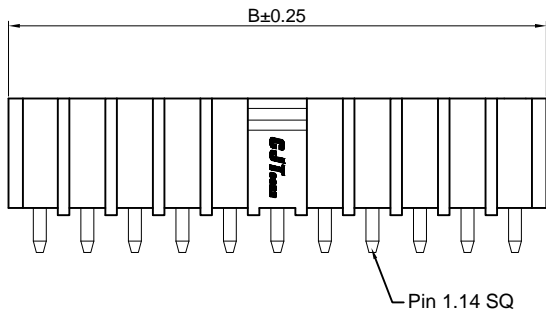
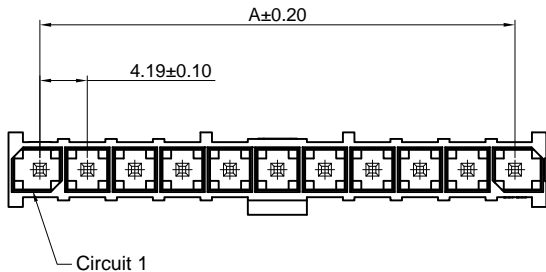
Unit: mm

C4201WVSB

4.19mm pitch 180° Single Row Wafer

Reference Informations:

- *Material:Pin:Brass/Tin over Nickel
Insulator:LCP , UL94V-0
- *Suitable CJT C4201FS-T series Terminal
- *Mates with CJT C4201HFSB series single row housing
- *Color:Black



P.C.B LAYOUT

Ordering Information & Dimensions:

| PART NO. | Dimensions | |
|---------------|------------|-------|
| | A | B |
| C4201WVSB-2P | 4.19 | 9.40 |
| C4201WVSB-3P | 8.38 | 13.59 |
| C4201WVSB-4P | 12.57 | 17.78 |
| C4201WVSB-5P | 16.76 | 21.97 |
| C4201WVSB-6P | 21.95 | 26.16 |
| C4201WVSB-7P | 25.14 | 30.35 |
| C4201WVSB-8P | 29.33 | 34.54 |
| C4201WVSB-9P | 33.52 | 38.73 |
| C4201WVSB-10P | 37.71 | 42.92 |
| C4201WVSB-11P | 41.90 | 47.11 |
| C4201WVSB-12P | 46.09 | 51.30 |
| C4201WVSB-13P | 50.28 | 55.49 |
| C4201WVSB-14P | 54.47 | 59.68 |
| C4201WVSB-15P | 58.66 | 63.87 |

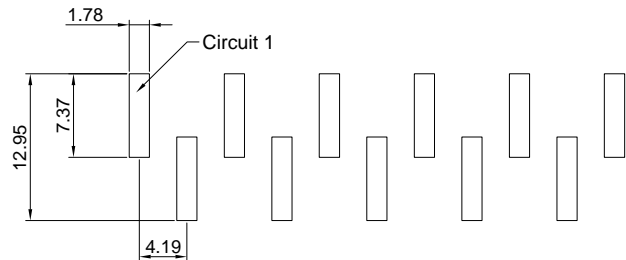
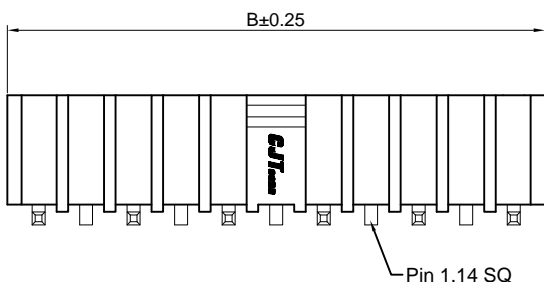
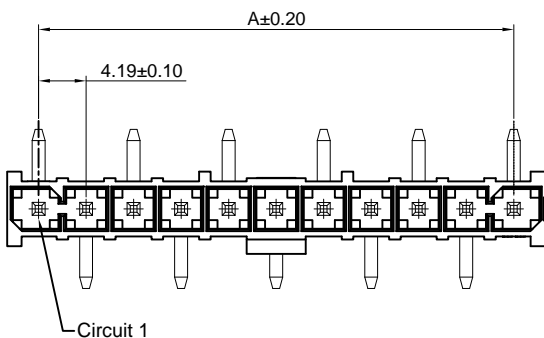
Unit: mm

C4201WVS-S

4.19mm Pitch 180° Single Row Wafer-SMT TYPE

Reference Informations:

- *Material:Pin:Brass/Tin over Nickel
Insulator:LCP , UL94V-0
- *Suitable CJT C4201FS-T series Terminal
- *Mates with CJT C4201HFS series single row housing
- *Color:Black



P.C.B LAYOUT

Ordering Information & Dimensions:

| PART NO. | Dimensions | |
|----------------|------------|-------|
| | A | B |
| C4201WVS-S-2P | 4.19 | 9.40 |
| C4201WVS-S-3P | 8.38 | 13.59 |
| C4201WVS-S-4P | 12.57 | 17.78 |
| C4201WVS-S-5P | 16.76 | 21.97 |
| C4201WVS-S-6P | 21.95 | 26.16 |
| C4201WVS-S-7P | 25.14 | 30.35 |
| C4201WVS-S-8P | 29.33 | 34.54 |
| C4201WVS-S-9P | 33.52 | 38.73 |
| C4201WVS-S-10P | 37.71 | 42.92 |
| C4201WVS-S-11P | 41.90 | 47.11 |
| C4201WVS-S-12P | 46.09 | 51.30 |
| C4201WVS-S-13P | 50.28 | 55.49 |
| C4201WVS-S-14P | 54.47 | 59.68 |
| C4201WVS-S-15P | 58.66 | 63.87 |

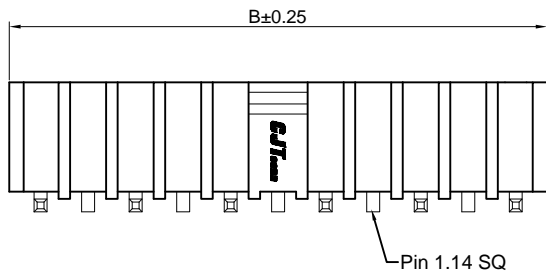
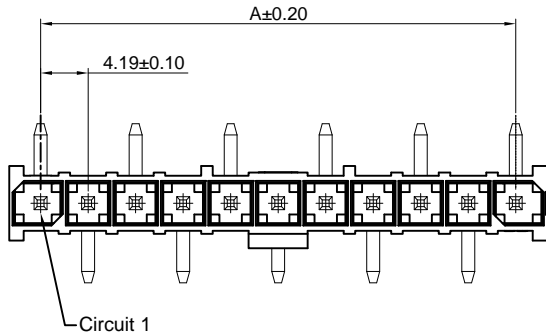
Unit: mm

C4201WVSB-S

4.19mm Pitch 180° Single Row Wafer-SMT TYPE

Reference Informations:

- *Material:Pin:Brass/Tin over Nickel
Insulator:LCP , UL94V-0
- *Suitable CJT C4201FS-T series Terminal
- *Mates with CJT C4201HFSB series single row housing
- *Color:Black

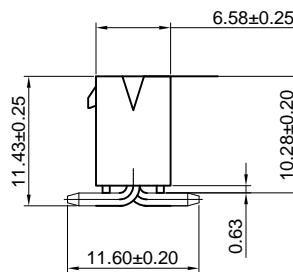


P.C.B LAYOUT

Ordering Information & Dimensions:

| PART NO. | Dimensions | |
|-----------------|------------|-------|
| | A | B |
| C4201WVSB-S-2P | 4.19 | 9.40 |
| C4201WVSB-S-3P | 8.38 | 13.59 |
| C4201WVSB-S-4P | 12.57 | 17.78 |
| C4201WVSB-S-5P | 16.76 | 21.97 |
| C4201WVSB-S-6P | 21.95 | 26.16 |
| C4201WVSB-S-7P | 25.14 | 30.35 |
| C4201WVSB-S-8P | 29.33 | 34.54 |
| C4201WVSB-S-9P | 33.52 | 38.73 |
| C4201WVSB-S-10P | 37.71 | 42.92 |
| C4201WVSB-S-11P | 41.90 | 47.11 |
| C4201WVSB-S-12P | 46.09 | 51.30 |
| C4201WVSB-S-13P | 50.28 | 55.49 |
| C4201WVSB-S-14P | 54.47 | 59.68 |
| C4201WVSB-S-15P | 58.66 | 63.87 |

Unit: mm

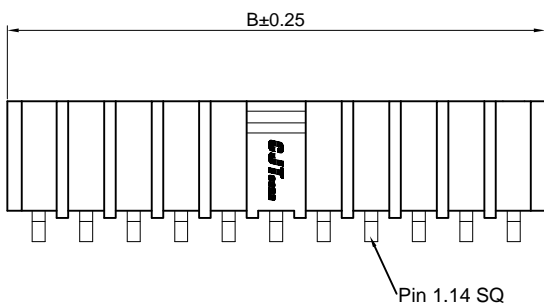
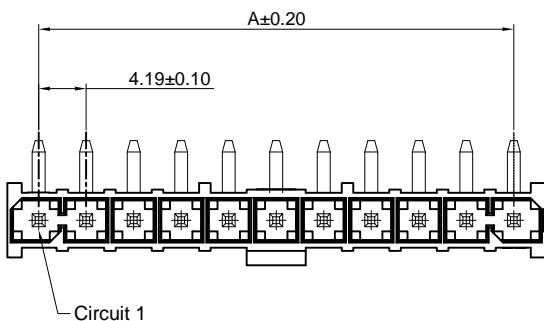


C4201WRS

4.19mm pitch 90° Single Row Wafer

Reference Informations:

- *Material:Pin:Brass/Tin over Nickel
Insulator:LCP , UL94V-0
- *Suitable CJT C4201FS-T series Terminal
- *Mates with CJT C4201HFS series Single row housing
- *Color:Black

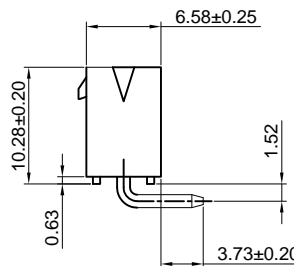


P.C.B LAYOUT

Ordering Information & Dimensions:

| PART NO. | Dimensions | |
|--------------|------------|-------|
| | A | B |
| C4201WRS-2P | 4.19 | 9.40 |
| C4201WRS-3P | 8.38 | 13.59 |
| C4201WRS-4P | 12.57 | 17.78 |
| C4201WRS-5P | 16.76 | 21.97 |
| C4201WRS-6P | 21.95 | 26.16 |
| C4201WRS-7P | 25.14 | 30.35 |
| C4201WRS-8P | 29.33 | 34.54 |
| C4201WRS-9P | 33.52 | 38.73 |
| C4201WRS-10P | 37.71 | 42.92 |
| C4201WRS-11P | 41.90 | 47.11 |
| C4201WRS-12P | 46.09 | 51.30 |
| C4201WRS-13P | 50.28 | 55.49 |
| C4201WRS-14P | 54.47 | 59.68 |
| C4201WRS-15P | 58.66 | 63.87 |

Unit: mm

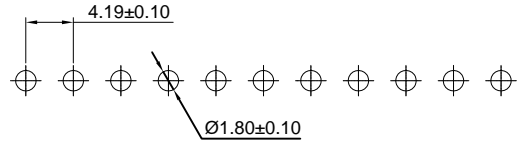
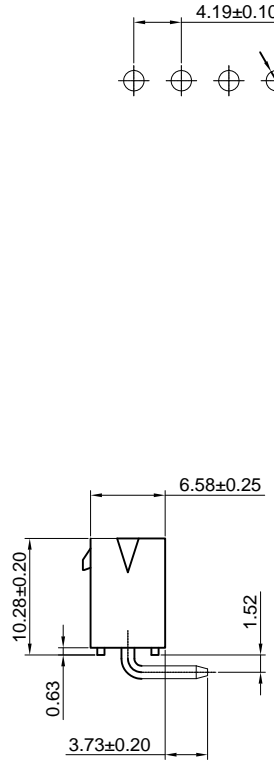
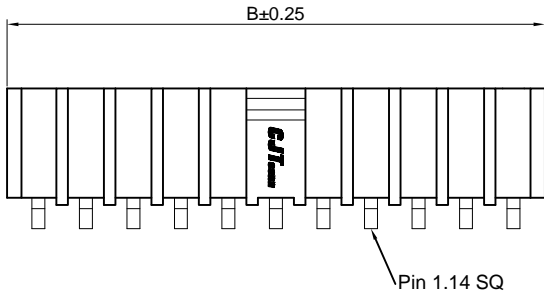
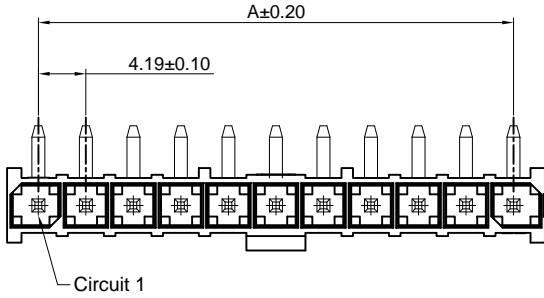


C4201WRSB

4.19mm Pitch 90° Single Row Wafer

Reference Informations:

- *Material: Pin: Brass/Tin over Nickel
Insulator: LCP, UL94V-0
- *Suitable CJT C4201FS-T series Terminal
- *Mates with CJT C4201HFSB series single row housing
- *Color: Black



P.C.B LAYOUT

Ordering Information & Dimensions:

| PART NO. | Dimensions | |
|---------------|------------|-------|
| | A | B |
| C4201WRSB-2P | 4.19 | 9.40 |
| C4201WRSB-3P | 8.38 | 13.59 |
| C4201WRSB-4P | 12.57 | 17.78 |
| C4201WRSB-5P | 16.76 | 21.97 |
| C4201WRSB-6P | 21.95 | 26.16 |
| C4201WRSB-7P | 25.14 | 30.35 |
| C4201WRSB-8P | 29.33 | 34.54 |
| C4201WRSB-9P | 33.52 | 38.73 |
| C4201WRSB-10P | 37.71 | 42.92 |
| C4201WRSB-11P | 41.90 | 47.11 |
| C4201WRSB-12P | 46.09 | 51.30 |
| C4201WRSB-13P | 50.28 | 55.49 |
| C4201WRSB-14P | 54.47 | 59.68 |
| C4201WRSB-15P | 58.66 | 63.87 |

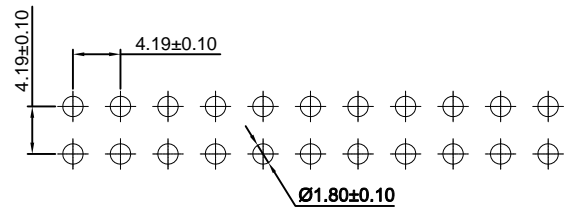
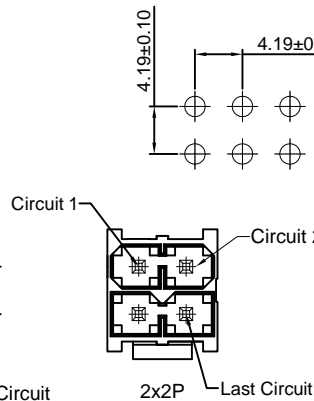
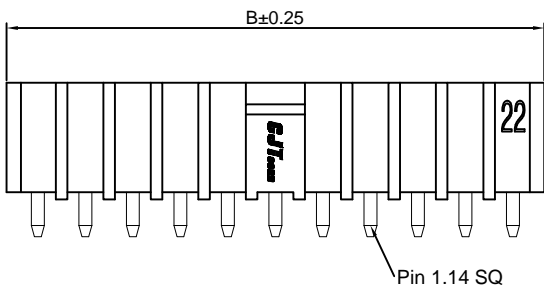
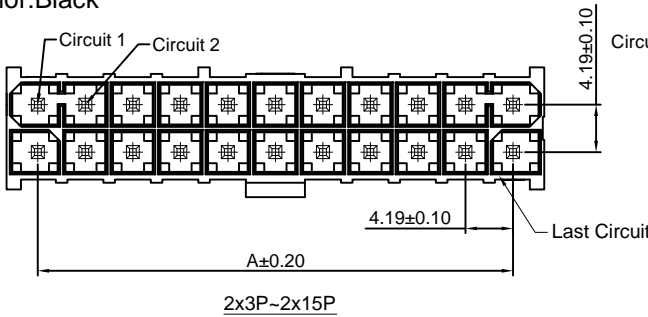
Unit: mm

C4201WVS-2

4.19mm pitch 180° Dual Row Wafer

Reference Informations:

- *Material: Pin: Brass/Tin over Nickel
Insulator: LCP, UL94V-0
- *Suitable CJT C4201FS-T series Terminal
- *Mates with CJT C4201HFS series dual row housing
- *Color: Black



P.C.B LAYOUT

Ordering Information & Dimensions:

| PART NO. | Dimensions | |
|----------------|------------|-------|
| | A | B |
| C4201WVS-2x2P | 4.19 | 9.40 |
| C4201WVS-2x3P | 8.38 | 13.59 |
| C4201WVS-2x4P | 12.57 | 17.78 |
| C4201WVS-2x5P | 16.76 | 21.97 |
| C4201WVS-2x6P | 21.95 | 26.16 |
| C4201WVS-2x7P | 25.14 | 30.35 |
| C4201WVS-2x8P | 29.33 | 34.54 |
| C4201WVS-2x9P | 33.52 | 38.73 |
| C4201WVS-2x10P | 37.71 | 42.92 |
| C4201WVS-2x11P | 41.90 | 47.11 |
| C4201WVS-2x12P | 46.09 | 51.30 |
| C4201WVS-2x13P | 50.28 | 55.49 |
| C4201WVS-2x14P | 54.47 | 59.68 |
| C4201WVS-2x15P | 58.66 | 63.87 |

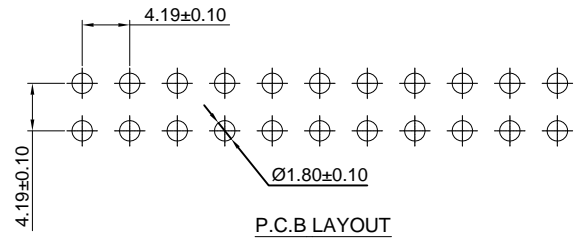
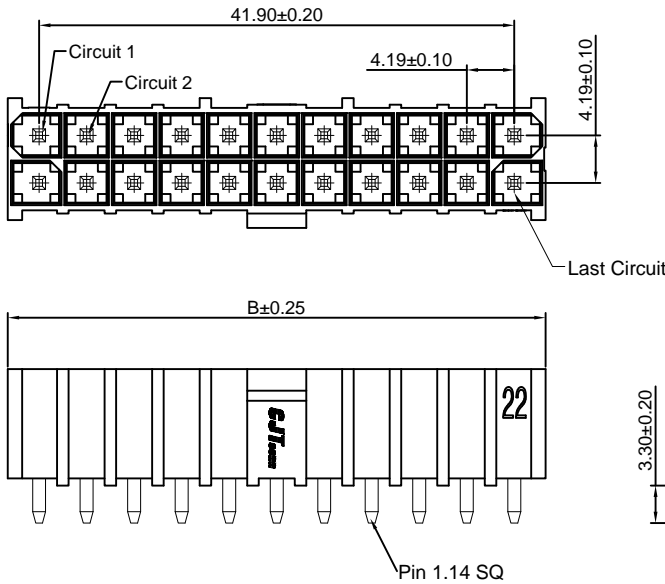
Unit: mm

C4201WVSB-2

4.19mm pitch 180° Dual Row Wafer

Reference Informations:

- *Material:Pin:Brass/Tin over Nickel
Insulator:LCP , UL94V-0
- *Suitable CJT C4201FS-T series Terminal
- *Mates with CJT C4201HFSB series dual row housing
- *Color:Black



Ordering Information & Dimensions:

| PART NO. | Dimensions | |
|-----------------|------------|-------|
| | A | B |
| C4201WVSB-2x2P | 4.19 | 9.40 |
| C4201WVSB-2x3P | 8.38 | 13.59 |
| C4201WVSB-2x4P | 12.57 | 17.78 |
| C4201WVSB-2x5P | 16.76 | 21.97 |
| C4201WVSB-2x6P | 21.95 | 26.16 |
| C4201WVSB-2x7P | 25.14 | 30.35 |
| C4201WVSB-2x8P | 29.33 | 34.54 |
| C4201WVSB-2x9P | 33.52 | 38.73 |
| C4201WVSB-2x10P | 37.71 | 42.92 |
| C4201WVSB-2x11P | 41.90 | 47.11 |
| C4201WVSB-2x12P | 46.09 | 51.30 |
| C4201WVSB-2x13P | 50.28 | 55.49 |
| C4201WVSB-2x14P | 54.47 | 59.68 |
| C4201WVSB-2x15P | 58.66 | 63.87 |

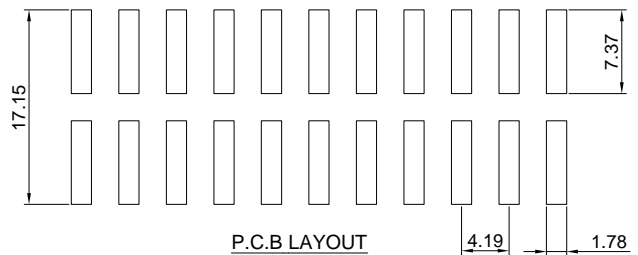
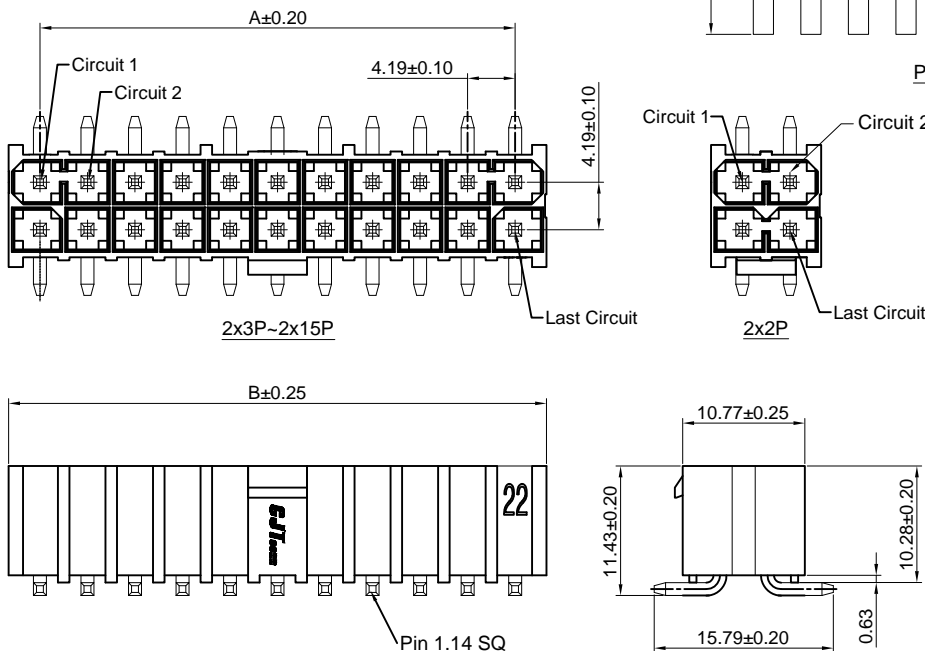
Unit: mm

C4201WVS-S-2

4.19mm Pitch 180° Dual Row Wafer-SMT TYPE

Reference Informations:

- *Material:Pin:Brass/Tin over Nickel
Insulator:LCP , UL94V-0
- *Suitable CJT C4201FS-T series Terminal
- *Mates with CJT C4201HFS series dual row housing
- *Color:Black



Ordering Information & Dimensions:

| PART NO. | Dimensions | |
|------------------|------------|-------|
| | A | B |
| C4201WVS-S-2x2P | 4.19 | 9.40 |
| C4201WVS-S-2x3P | 8.38 | 13.59 |
| C4201WVS-S-2x4P | 12.57 | 17.78 |
| C4201WVS-S-2x5P | 16.76 | 21.97 |
| C4201WVS-S-2x6P | 21.95 | 26.16 |
| C4201WVS-S-2x7P | 25.14 | 30.35 |
| C4201WVS-S-2x8P | 29.33 | 34.54 |
| C4201WVS-S-2x9P | 33.52 | 38.73 |
| C4201WVS-S-2x10P | 37.71 | 42.92 |
| C4201WVS-S-2x11P | 41.90 | 47.11 |
| C4201WVS-S-2x12P | 46.09 | 51.30 |
| C4201WVS-S-2x13P | 50.28 | 55.49 |
| C4201WVS-S-2x14P | 54.47 | 59.68 |
| C4201WVS-S-2x15P | 58.66 | 63.87 |

Unit: mm

C4201WVSB-S-2

4.19mm Pitch 180° Dual Row Wafer-SMT TYPE

Reference Informations:

- *Material:Pin:Brass/Tin over Nickel
Insulator:LCP , UL94V-0
- *Suitable CJT C4201FS-T series Terminal
- *Mates with CJT C4201HFSB series dual row housing
- *Color:Black

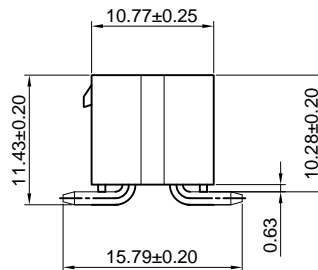


P.C.B LAYOUT

Ordering Information & Dimensions:

| PART NO. | Dimensions | |
|-------------------|------------|-------|
| | A | B |
| C4201WVSB-S-2x2P | 4.19 | 9.40 |
| C4201WVSB-S-2x3P | 8.38 | 13.59 |
| C4201WVSB-S-2x4P | 12.57 | 17.78 |
| C4201WVSB-S-2x5P | 16.76 | 21.97 |
| C4201WVSB-S-2x6P | 21.95 | 26.16 |
| C4201WVSB-S-2x7P | 25.14 | 30.35 |
| C4201WVSB-S-2x8P | 29.33 | 34.54 |
| C4201WVSB-S-2x9P | 33.52 | 38.73 |
| C4201WVSB-S-2x10P | 37.71 | 42.92 |
| C4201WVSB-S-2x11P | 41.90 | 47.11 |
| C4201WVSB-S-2x12P | 46.09 | 51.30 |
| C4201WVSB-S-2x13P | 50.28 | 55.49 |
| C4201WVSB-S-2x14P | 54.47 | 59.68 |
| C4201WVSB-S-2x15P | 58.66 | 63.87 |

Unit: mm

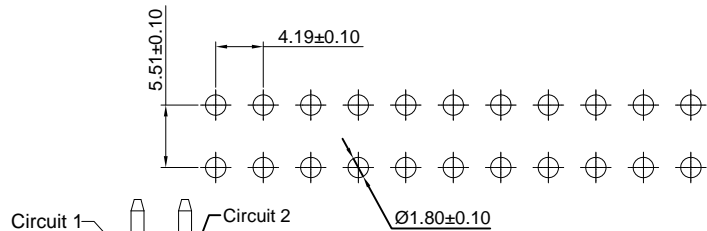
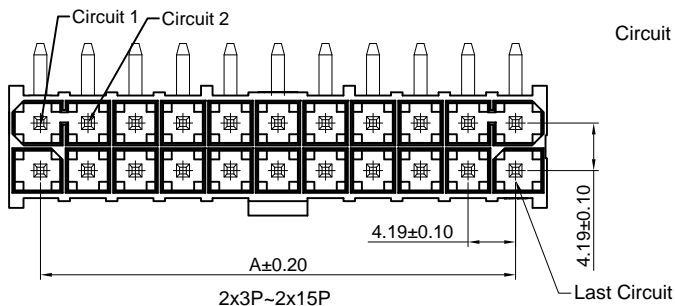


C4201WRS-2

4.19mm pitch 90° Dual Row Wafer

Reference Informations:

- *Material:Pin:Brass/Tin over Nickel
Insulator:LCP , UL94V-0
- *Suitable CJT C4201FS-T series Terminal
- *Mates with CJT C4201HFS series dual row housing
- *Color:Black

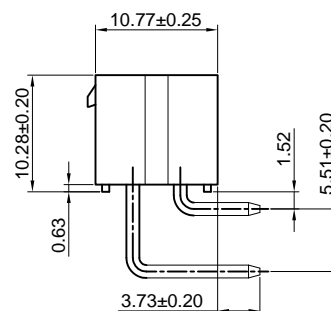


P.C.B LAYOUT

Ordering Information & Dimensions:

| PART NO. | Dimensions | |
|----------------|------------|-------|
| | A | B |
| C4201WRS-2x2P | 4.19 | 9.40 |
| C4201WRS-2x3P | 8.38 | 13.59 |
| C4201WRS-2x4P | 12.57 | 17.78 |
| C4201WRS-2x5P | 16.76 | 21.97 |
| C4201WRS-2x6P | 21.95 | 26.16 |
| C4201WRS-2x7P | 25.14 | 30.35 |
| C4201WRS-2x8P | 29.33 | 34.54 |
| C4201WRS-2x9P | 33.52 | 38.73 |
| C4201WRS-2x10P | 37.71 | 42.92 |
| C4201WRS-2x11P | 41.90 | 47.11 |
| C4201WRS-2x12P | 46.09 | 51.30 |
| C4201WRS-2x13P | 50.28 | 55.49 |
| C4201WRS-2x14P | 54.47 | 59.68 |
| C4201WRS-2x15P | 58.66 | 63.87 |

Unit: mm



C4201WRSB-2

4.19mm Pitch 90° Dual Row Wafer

Reference Informations:

- *Material: Pin: Brass/Tin over Nickel
Insulator: LCP, UL94V-0
- *Suitable CJT C4201FS-T series Terminal
- *Mates with CJT C4201HFSB series dual row housing
- *Color: Black



Ordering Information & Dimensions:

| PART NO. | Dimensions | |
|-----------------|------------|-------|
| | A | B |
| C4201WRSB-2x2P | 4.19 | 9.40 |
| C4201WRSB-2x3P | 8.38 | 13.59 |
| C4201WRSB-2x4P | 12.57 | 17.78 |
| C4201WRSB-2x5P | 16.76 | 21.97 |
| C4201WRSB-2x6P | 21.95 | 26.16 |
| C4201WRSB-2x7P | 25.14 | 30.35 |
| C4201WRSB-2x8P | 29.33 | 34.54 |
| C4201WRSB-2x9P | 33.52 | 38.73 |
| C4201WRSB-2x10P | 37.71 | 42.92 |
| C4201WRSB-2x11P | 41.90 | 47.11 |
| C4201WRSB-2x12P | 46.09 | 51.30 |
| C4201WRSB-2x13P | 50.28 | 55.49 |
| C4201WRSB-2x14P | 54.47 | 59.68 |
| C4201WRSB-2x15P | 58.66 | 63.87 |

Unit: mm

X-ON Electronics

Largest Supplier of Electrical and Electronic Components

Click to view similar products for [Headers & Wire Housings](#) category:

Click to view products by [Changjiang](#) manufacturer:

Other Similar products are found below :

[57102-F02-18ULF](#) [58102-G61-06LF](#) [582553-1](#) [009176003701906](#) [0050291907](#) [02.125.8002.8](#) [609-3404](#) [61062-3](#) [622-0430](#) [622-3653LF](#)
[63453-116](#) [636-1030](#) [636-1427](#) [636-3427](#) [636-4007](#) [641938-9](#) [65495-038](#) [65692-001LF](#) [65781-018](#) [65781-047](#) [65817-010LF](#) [65817-015LF](#)
[66207-023LF](#) [67016-026LF](#) [67095-007LF](#) [68631-112](#) [68645-018](#) [68648-049](#) [699319-000](#) [M90C108951C](#) [70.362.1628.0](#) [70-4210](#) [70-4226B](#)
[70-4853B](#) [707-5020](#) [707-5028](#) [71.350.2428.0](#) [71961-016LF](#) [733-134](#) [754199-000](#) [760-3052](#) [787-8014-00](#) [FCN-367T-T012/H](#)
[80.063.4001.1](#) [800-90-001-10-001000](#) [801-43-002-10-013000](#) [801-43-006-10-002000](#) [803-41-018-10-001000](#) [803-43-014-20-001000](#)
[803-43-024-10-001000](#)