

产 品 规 格 书

SPECIFICATIONS FOR PRODUCT

产品类型 TYPE : HC-49SMD

产品规格 SPEC : 25MHz/49SMD/18PF/30PPM

产品型号 P/N : CJ03-250001830A30

日期 DATE : 2020/08/02

核准及签名			部门
R&D APPR. SIGNATURED			DEPT.
拟制	审核	批准	频率器件事业部
ISSUE	CHECK	APPROVAL	
魏永鑫 2020/08/02	许秋菊 2020/08/02	杨立新 2020/08/02	



HC-49/SMD Quartz Crystal

CJ03-250001830A30

1. Scope:

- 1.1 This specification applies to the RoHS/SONY compliance quartz crystal unit with a frequency of 25MHz which will be used in crystal oscillator applications.

2. Construction:

- 2.1 Type of Quartz Resonator: HC-49/SMD

3. Electrical Characteristics

- | | |
|---|----------------------|
| 3.1 Nominal Frequency(f): | 25MHz |
| 3.2 Load Capacitance(C_L): | 18pF |
| 3.3 Frequency Tolerance($\Delta f/f$): | ± 30 ppm |
| 3.4 Frequency Temperature Stability: | ± 30 ppm |
| 3.5 Resonance Resistance(ohm): | 60ohms Max |
| 3.6 Osc mode: | Fundamental mode |
| 3.7 Shunt Capacitance(C_0): | <7pF |
| 3.8 Drive Level(D_L): | <300 μ W |
| 3.9 Operating Temperature Range(T_{OPR}): | -20 to + 70°C |
| 3.10 Storage Temperature Range(T_{STG}): | -55 to + 125°C |
| 3.11 Insulation Resistance(IR): | >500 M ohms |
| 3.12 Aging(Δf_A): | ± 3 ppm per Year |

4. Reliability Specifications

This is the quality control and quality assurance and reliability tests performance data for the RoHS/

SONY compliance 25MHz HC-49/SMD Quartz Crystal.

related to the specification and approval sheet provided by JSCJ .

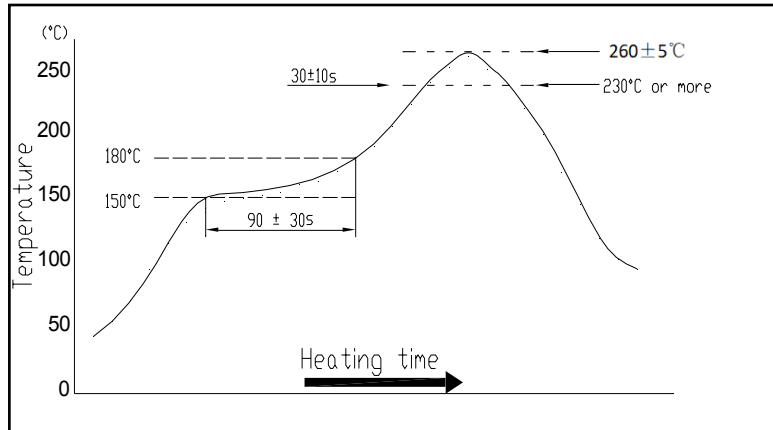
Standard test condition (TEMP.: 20±5°C. Relative humidity: 65±20%)

For any discrepancy in GO/NG, test will be done at TEMP.25±2°C, R.H. 65±5%.

NO.	PROCESS	SPECIFICATION	TEST METHOD
4.1	Temperature Cycle (GB/T 2423.22-2002, Method Nb)	Frequency change after test ± 5 ppm. Resonance resistance change after test ≤ 10 ohms.	10 cycles from -55°C to 125°C. Measurement taken after DUT being left at room temperature for 24±2 hours.
4.2	Low Temperature Storage (GB/T 2423.1-2001, Method Aa)	Frequency change after test ± 5 ppm. Resonance resistance change after test ≤ 10 ohms.	Spending 72 hrs at -55°C±3°C constant temperature. Measurement taken after DUT being left at room temperature for 24±2 hours.
4.3	High Temperature Storage (GB/T 2423.2-2001, Method Ba)	Frequency change after test ± 5 ppm. Resonance resistance change after test ≤ 10 ohms.	Spending 72 hrs at 125°C±3°C constant temperature. Measurement taken after DUT being left at room temperature for 24±2 hours.
4.4	Humidity (GB/T 2423.3-2006, Method Cab)	Frequency change after test ± 5 ppm. Resonance resistance change after test ≤ 10 ohms.	Spending 96 hrs at 40 °C ± 3 °C, with 93 %R.H, Then keep the DUT in dry oven at 40 ± 5 °C for 24 hour. Measurement taken after DUT being left at room temperature for 1 to 2 hours.
4.5	Vibration (GB/T 2423.10-1995, Method Fc)	Frequency change after test ± 5 ppm. Resonance resistance change after test ≤ 10 ohms.	Apply 0.75mm vibration at sweep frequency 10~500 Hz, 10 cycles in each direction of 3 axis. Measurement taken after 1 hour.
4.6	Shock (GB/T 2423.5-1995, Method Ea)	Frequency change after test ± 5 ppm. Resonance resistance change after test ≤ 10 ohms. and exhibit no visible damage.	Peak 1000m/s ² , normal width 6ms half sine wave form, 3.7m/s, 3 perpendicular axis of samples, 3 cycles / direction, total 18 cycles. Measurement taken after 1 hour.
4.7	Drop (GB/T 2423.8-1995, Method Ed)	Frequency change after test ± 5 ppm. Resonance resistance change after test ≤ 10 ohms. and exhibit no visible damage.	Free drop to the steel plate with thickness of 3 mm from 0.75 m heights for 3 times.
4.8	Solderability (IEC60068-2-58, Test Td:)	Terminals shall be covered more then 95% with solder.	Passed through the re-flow oven under the following condition. Preheat 150 to 180°C for 60 to 120sec, and soldering time for 20s ± 5s at 235°C, peak soldering time for 10s ± 1s between 240 and 250°C. There is no need to do functional test. 8-12X magnifier.
4.9	Terminal Strength (JIS-C-6429 Method 1 & 2)	No visible damage	Mount on a glass-epoxy board (100x50x1.6mm), then bend to 2mm displacement (velocity 1mm/sec) and keep for 5 seconds. or pulling force 0.5kg for at least 60 seconds.
4.10	Resistance to Soldering Heat (IEC60068-2-58, Test Td: Table 4)	Frequency change after test ± 5 ppm. Resonance resistance change after test ≤ 10 ohms.	Passed through the re-flow oven under the following condition. Preheat 150 to 180°C for 60 to 120sec, and soldering time for 60s max at 235°C, peak soldering time for 20s max at 265°C max. Measurement taken after DUT being left at room temperature for at least 2 hours.
4.11	OTHERS		

5. Recommended Reflow soldering condition (SMD)

Solder profile

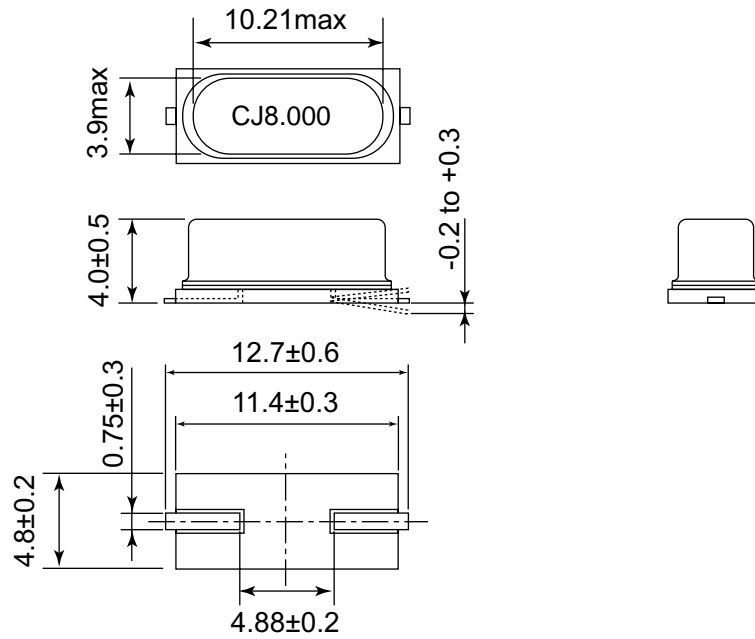
Peak: $260 \pm 5^\circ\text{C}$ Soldering zone: 230°C or more, $30 \pm 10\text{s}$. Pre-heating zone 1: $150 \sim 180^\circ\text{C}$, $90 \pm 30\text{s}$ 

Temperature profile for reflow soldering

6. Soldering iron methodBit temperature: $350 \pm 10^\circ\text{C}$ Application time of soldering iron: $3+1\text{ s}$. For other procedures, refer to IEC 60068-2-20.

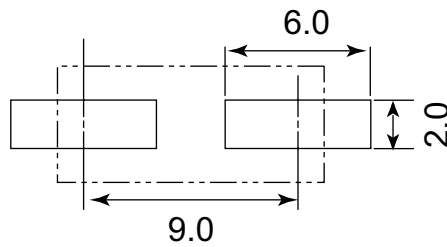
Package Outline Dimensions

Units:mm



Suggested Pad Layout

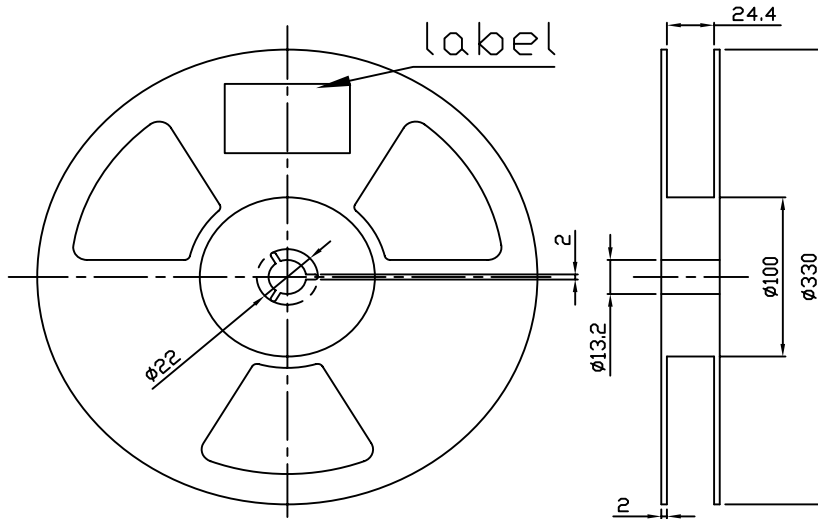
Units:mm



NOTICE

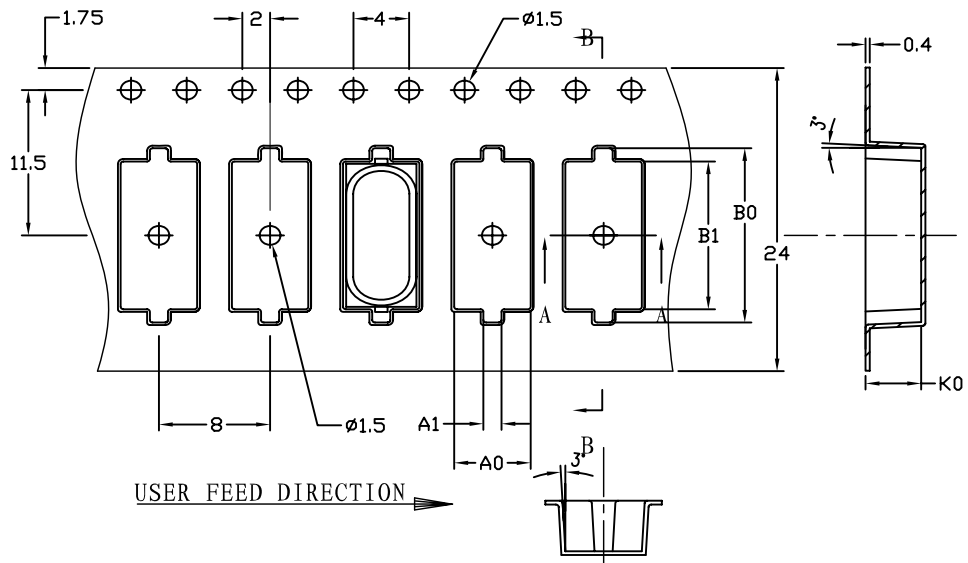
JSCJ reserve the right to make modifications, enhancements, improvements, corrections or other changes without further notice to any product herein. JSCJ does not assume any liability arising out of the application or use of any product described herein.

REEL DIMENSIONS



LABEL: JSCJ P/N: xxx...xxx
 Freq: ff.fff
 Qty: 1000 Pcs

EMBOSSED TYPE DIMENSIONS



ITEM	A0±0.1	B0±0.1	A1±0.1	B1±0.1	K0±0.1
HC-49/SMD	5.0	13.5	1.3	11.7	4.4

X-ON Electronics

Largest Supplier of Electrical and Electronic Components

Click to view similar products for [Resonators](#) category:

Click to view products by [Changjiang](#) manufacturer:

Other Similar products are found below :

[B39431R820H210](#) [ECS-HFR-40.00-B-TR](#) [CSTLS4M00G53Z-A0](#) [ECS-CR2-16.00-A-TR](#) [ECS-HFR-20.00-B-TR](#) [ECS-CR2-20.00-A-TR](#)
[RO3164E-3](#) [CSTNE14M7V510000R0](#) [AWSCR-4.19CRLB-C15-T3](#) [AWSCR-4.91CRLB-C15-T3](#) [AWSCR-5.00CPLB-C30-T4](#)
[CSTNE8M00GH5C060R0](#) [9AC04194152080D2JB](#) [CSTCR4M91G55B-R0](#) [CSTLS3M68G56-B0](#) [FC-12M32.768KHZ9PF20PPM](#)
[7Y032768NW2](#) [ASR315S2](#) [ASR433.42E-T](#) [146-32.768-12.5-20-20/A](#) [ZTA 3.68MG](#) [X1A000091000500](#) [X1A0000910001](#) [AWSCR-](#)
[25.00CW-T](#) [AWSZT-12.00MWD-T](#) [ECS-SR1-4.19-B-TR](#) [7C024000HW1](#) [7C012000IW1](#) [7C012000MW1](#) [7C016000HW1](#) [7C016000MW1](#)
[7C032000IW1](#) [7C016000RW1](#) [7C026000MW1](#) [7C040000HW1](#) [7C012000RW1](#) [7C024000MW1](#) [7C026000HW1](#) [7C024576RW1](#)
[X201632MKB4SI](#) [7C027000MW1](#) [7E25000E18UCG](#) [7E50000E18UCG](#) [XYCCCLNANF-16.000000MHZ](#) [XYDBPCNANF-12MHZ](#)
[XYDBBCNANF-16.000000MHZ](#) [XYDBBCNANF-24.000000MHZ](#) [XYHCCLNANF-24.000000MHZ](#) [XYBBCLNANF-26.000000MHZ](#)
[CM4012M00020T8188026](#)