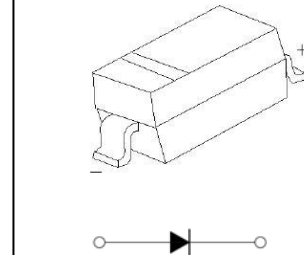




## SOD-123 Plastic-Encapsulate Diodes

### SD103AW-SD103CW SCHOTTKY BARRIER DIODE

SOD-123



#### FEATURES

- Low Forward Voltage Drop
- Guard Ring Construction for Transient Protection
- Negligible Reverse Recovery Time
- Low Capacitance

MARKING: SD103AW:S4  
SD103BW:S5  
SD103CW:S6

#### MAXIMUM RATINGS ( $T_a=25^{\circ}\text{C}$ unless otherwise noted )

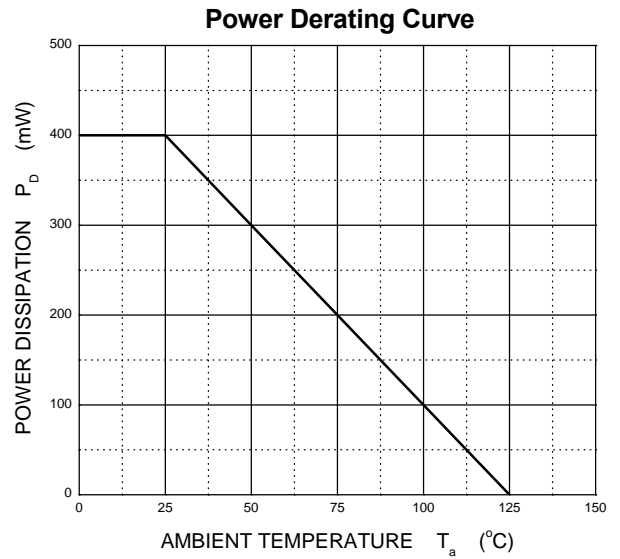
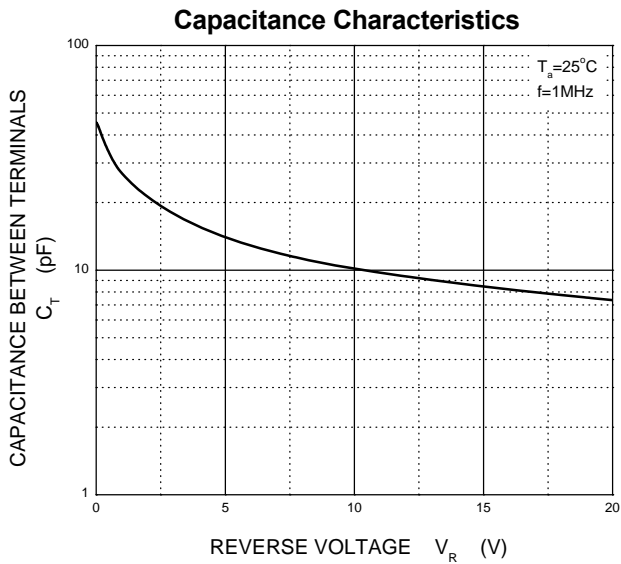
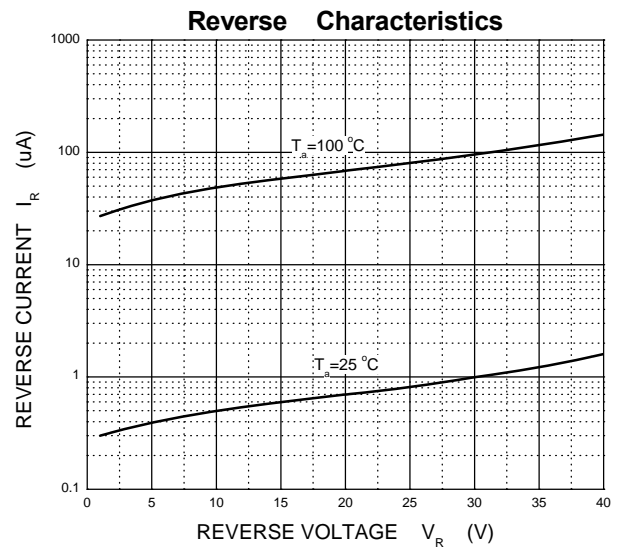
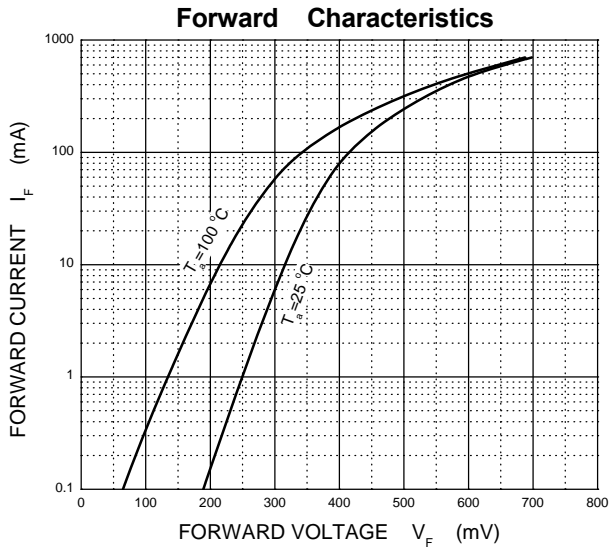
Symbol	Parameter	Value			Unit
		SD103AW	SD103BW	SD103CW	
$V_{RRM}$	Peak Repetitive Reverse Voltage	40	30	20	V
$V_{RWM}$	Working Peak Reverse Voltage				
$V_{R(RMS)}$	RMS Reverse Voltage	28	21	14	V
$I_{FM}$	Forward Continuous Current	350			mA
$I_{FSM}$	Non-repetitive Peak Forward Surge Current @ $t= 8.3\text{ms}$	2			A
$P_D$	Power Dissipation	400			mW
$R_{\theta JA}$	Thermal Resistance from Junction to Ambient	250			$^{\circ}\text{C}/\text{W}$
$T_j$	Junction Temperature	125			$^{\circ}\text{C}$
$T_{stg}$	Storage Temperature	-55~+150			$^{\circ}\text{C}$

#### ELECTRICAL CHARACTERISTICS( $T_a=25^{\circ}\text{C}$ unless otherwise specified)

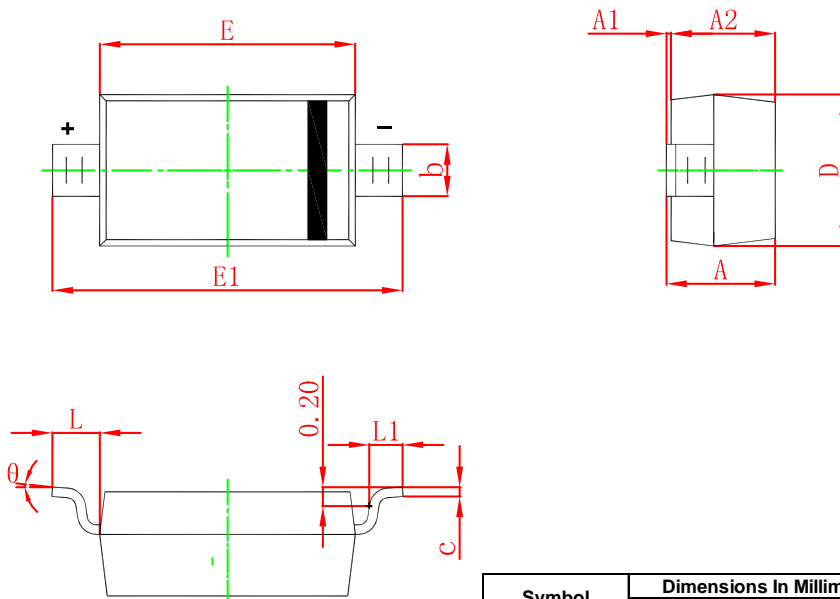
Parameter	Symbol	Test conditions	Min	Typ	Max	Unit
Reverse voltage	$V_{(BR)}$	$I_R=100\mu\text{A}$ SD103AW	40			V
		SD103BW	30			
		SD103CW	20			
Reverse current	$I_R$	$V_R=30\text{V}$ SD103AW			5	$\mu\text{A}$
		$V_R=20\text{V}$ SD103BW				
		$V_R=10\text{V}$ SD103CW				
Forward voltage	$V_F$	$I_F=20\text{mA}$			0.37	V
		$I_F=200\text{mA}$			0.6	
Total capacitance	$C_{tot}$	$V_R=0\text{V}, f=1\text{MHz}$		50		pF
Reverse recovery time	$t_{rr}$	$I_F= I_R=200\text{mA}, I_{rr}=0.1 \times I_R, R_L=100\Omega$		10		ns

# Typical Characteristics

# SD103AW

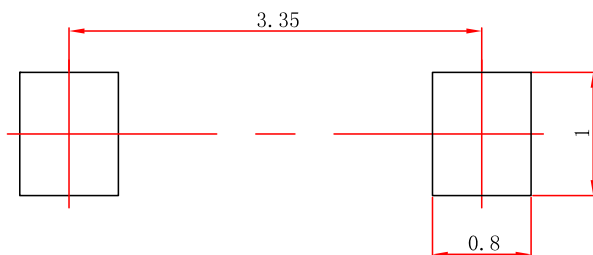


## SOD-123 Package Outline Dimensions



Symbol	Dimensions In Millimeters		Dimensions In Inches	
	Min	Max	Min	Max
A	1.050	1.250	0.041	0.049
A1	0.000	0.100	0.000	0.004
A2	1.050	1.150	0.041	0.045
b	0.450	0.650	0.018	0.026
c	0.080	0.150	0.003	0.006
D	1.500	1.700	0.059	0.067
E	2.600	2.800	0.102	0.110
E1	3.550	3.850	0.140	0.152
L	0.500 REF		0.020 REF	
L1	0.250	0.450	0.010	0.018
θ	0°	8°	0°	8°

## SOD-123 Suggested Pad Layout



**Note:**

1. Controlling dimension: in millimeters.
2. General tolerance:  $\pm 0.05$ mm.
3. The pad layout is for reference purposes only.

### NOTICE

JCET reserve the right to make modifications, enhancements, improvements, corrections or other changes without further notice to any product herein. JCET does not assume any liability arising out of the application or use of any product described herein.

## X-ON Electronics

Largest Supplier of Electrical and Electronic Components

*Click to view similar products for [Schottky Diodes & Rectifiers](#) category:*

*Click to view products by [Changjiang](#) manufacturer:*

Other Similar products are found below :

[MA4E2039](#) [MA4E2508M-1112](#) [MBR10100CT-BP](#) [MBR1545CT](#) [MMBD301M3T5G](#) [GS1JE-TP](#) [RB160M-50TR](#) [BAS 3010S-02LRH E6327](#)  
[BAT 54-02LRH E6327](#) [NSR05F40QNXT5G](#) [NSVR05F40NXT5G](#) [NTE555](#) [JANS1N6640](#) [SB07-03C-TB-H](#) [SBAT54CWT1G](#) [SK310-T](#)  
[SK33A-TP](#) [SK34B-TP](#) [SS3003CH-TL-E](#) [PDS3100Q-7](#) [GA01SHT18](#) [CRS10I30A\(TE85L,QM](#) [MA4E2501L-1290](#) [MBRB30H30CT-1G](#)  
[BAS 70-02L E6327](#) [DMJ3940-000](#) [SB007-03C-TB-E](#) [SK32A-TP](#) [SK33B-TP](#) [SK35A-TP](#) [SK38B-LTP](#) [SK38B-TP](#) [NTE505](#)  
[NTSB30U100CT-1G](#) [VS-6CWQ10FNHM3](#) [CRG04\(T5L,TEMQ\)](#) [ACDBA1100LR-HF](#) [ACDBA1200-HF](#) [ACDBA140-HF](#) [ACDBA2100-HF](#)  
[ACDBA240-HF](#) [ACDBA3100-HF](#) [CDBQC0530L-HF](#) [BAT54-13-F](#) [ACDBA340-HF](#) [ACDBA260LR-HF](#) [ACDBA1100-HF](#) [MA4E2502L-](#)  
[1246](#) [10BQ060-M3/5BT](#) [10BQ040-M3/5BT](#)