

## Specification For Approval

Customer	
Product Name	Wire Wound Chip Common Mode Choke
Customer P/N:	
Cjiang P/N:	FXCMXXXXF-Series FXCMXXXXCF-Series

[  New Released,  Revised]

SPEC No.:

REMARK:		
Customer Approval Feedback		

• 深圳市长江微电科技有限公司

SZ CJIANG TECHNOLOGY CO.,LTD

ADD: 11F, International Science and Technology Building, Fuhong Road, Futian District, Shenzhen Factory

ADD: No. shanyang RD CJIANG Industrial Park HUIAI'AN Section HUIAI'AN City Jiangsu Province

TEL:0755-82529562 FAX:0755-83977004

[HTTP://WWW.CJIANG.COM.CN](http://WWW.CJIANG.COM.CN)

E-mail: [BOND@cjiang.com.cn](mailto:BOND@cjiang.com.cn) : [ann@cjiang.com.cn](mailto:ann@cjiang.com.cn)

Version change history					
Rev	Date	Description	APPROVED	CHECKED	DRAWN
1.0	2022/8/9	文件制定	Bond	罗雪婷	董京天
2.0	2024/1/24	更改规范	Bond	Charles	

Caution :

All products listed in this specification are developed, designed and intended for use in general electronics equipment. The products are not designed or Warranted to meet the requirements of the applications listed below, whose performance and/or quality require especially high reliability, or whose failure, malfunction or trouble might directly cause damage to society, person, or property. Please understand that we are not responsible for any damage or liability caused by use of the products in any of the applications below. Please contact us for more details if you intend to use our products in the following applications.

1. Aircraft equipment.
2. Aerospace equipment.
3. Undersea equipment.
4. nuclear control equipment.
5. military equipment.
6. Power plant equipment.
7. Medical equipment.
8. Transportation equipment (automobiles, trains, ships,etc.)
9. Traffic signal equipment.
10. Disaster prevention / crime prevention equipment.
11. Data-processing equipment.
12. Applications of similar complexity or with reliability requirements comparable to the applications listed in the above.

## Common Mode Line Filte FXCM \*\*F Series

### Product Identification:

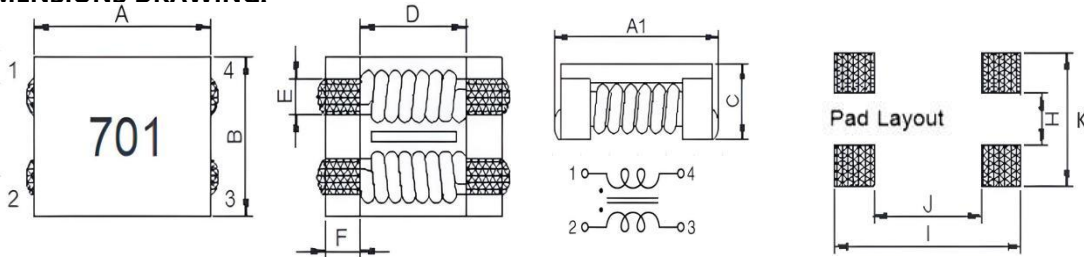
**FXCM 4520 F - 900 T**

(1) (2) (3) (4) (5)

- (1) Series
- (2) Dimensions(L\*H\*W)
- (3) Type
- (4) Impedance(900=90Ω, 901=900Ω, 902=9000Ω)
- (5) packing: REEL



### DIMENSIONS DRAWING:



TYPE	Shape and Dimensions							Recommended Pattern			
	A(mm)	A1(MM)	B(mm)	C(mm)	D(mm)	E(mm)	F(mm)	K(mm)	H(mm)	I(mm)	J(mm)
FXCM4520F	4.7±0.5	5.2±0.5	4.5±0.5	2.2Max	2.7Typ	0.8Typ	1.0Typ	3.0Typ	1.0Typ	6.0Typ	2.0Typ
FXCM7060F	7.0±0.5	7.5±0.5	6.0±0.5	3.8Max	3.5Typ	1.5Typ	1.7Typ	5.0Typ	1.5Typ	8.0Typ	3.0Typ
FXCM9070F	9.0±0.5	9.5±0.5	7.0±0.5	4.8Max	5.6Typ	1.5Typ	1.7Typ	5.5Typ	1.5Typ	10.5Typ	5.0Typ
FXCM1211F	12.0±0.5	12.5±0.5	10.8±0.5	6.4Max	7.0Typ	2.7Typ	2.5Typ	8.5Typ	2.0Typ	12.5Typ	6.5Typ
FXCM1513CF	15.0±0.5	15.6±0.5	13.0±0.5	6.6Max	9.4Typ	2.6Typ	2.5Typ	9.5Typ	3.3Typ	16.0Typ	8.8Typ

## Common Mode Line Filte FXCM4520F Series

### ELECTRICAL CHARACTERISTIC:

Part Number	Impedance (Ω@100MHz)		DCR (mΩ) Max.	Rated Current (A) Max	Rated Volt. (Vdc)Max	IR( Ω) Min.	MARK
	Min	Typ					
FXCM4520F-900T	60	90	35	3.2	50	10M	900
FXCM4520F-151T	90	150	40	3.1	50	10M	151
FXCM4520F-231T	180	230	45	3.0	50	10M	231
FXCM4520F-301T	200	300	45	3.0	50	10M	301
FXCM4520F-421T	300	420	50	2.5	50	10M	401
FXCM4520F-701T	500	700	59	2.2	50	10M	701
FXCM4520F-901T	650	900	68	2.1	50	10M	901
FXCM4520F-102T	800	1000	68	2.1	50	10M	102
FXCM4520F-122T	1000	1200	74	2.0	50	10M	122
FXCM4520F-142T	1200	1400	81	1.9	50	10M	142

(1) .Rated Current: Temp. rise 40 °c TYP

(2) .Operating Temperature: -40 °c up to + 125°C

更多资讯, 请点击长江微电网 more information,Please Click: [WWW.CJIANG.COM.CN](http://WWW.CJIANG.COM.CN)

**Common Mode Line Filte FXCM7060F Series****ELECTRICAL CHARACTERISTIC:**

Part Number	Impedance ( $\Omega$ @100MHz)		DCR (m $\Omega$ ) Max.	Rated Current (A) Max	Rated Volt. (Vdc)Max	IR ( $\Omega$ ) Min.	MARK
	Min	Typ					
FXCM7060F-400T	40	70	5	15.0	125	10	400
FXCM7060F-101T	100	140	10	9.0	125	10	101
FXCM7060F-301T	225	300	10	5.0	125	10	301
FXCM7060F-501T	275	450	10	5.0	125	10	501
FXCM7060F-601T	500	700	15	4.0	125	10	601
FXCM7060F-701T	500	700	15	4.0	125	10	701
FXCM7060F-102T	800	1 020	17	3.0	125	10	102
FXCM7060F-132T	910	1300	21	2.5	125	10	132
FXCM7060F-272T	2000	2700	63	1.0	125	10	272
FXCM7060F-302T	2500	3000	75	0.9	125	10	302

**Common Mode Line Filte FXCM9070F Series****ELECTRICAL CHARACTERISTIC:**

Part Number	Impedance ( $\Omega$ @100MHz)		DCR (m $\Omega$ ) Max.	Rated Current (A) Max	Rated Volt. (Vdc)Max	IR ( $\Omega$ ) Min.	MARK
	Min	Typ					
FXCM9070F-301T	225	300	6	6	80	10	301
FXCM9070F-501T	450	600	8	5.5	80	10	501
FXCM9070F-701T	500	700	10	5.0	80	10	701
FXCM9070F-102T	750	1000	13	4.0	80	10	102
FXCM9070F-222T	1700	2200	50	3.0	80	10	222
FXCM9070F-272T	2000	2700	80	2.0	80	10	272
FXCM9070F-302T	2500	3000	80	2.0	80	10	302

(1).Rated Current: Temp.rise 40 °c TYP

(2) .Operating Temperature: -40 °c up to + 125°C

**Common Mode Line Filte FXCM121F Series****ELECTRICAL CHARACTERISTIC:**

Part Number	Impedance ( $\Omega$ @100MHz)		DCR (m $\Omega$ ) Max.	Rated Current (A) Max	Rated Volt. (Vdc)max	IR ( $\Omega$ ) Min.	MARK
	Min	Typ					
FXCM1211F-800T	80	230	2.0	10.0	125	10	800
FXCM1211F-301T	200	300	4.0	9.0	125	10	301
FXCM1211F-501T	300	500	5.5	8.0	125	10	501
FXCM1211F-701T	500	700	6.0	8.0	125	10	701
FXCM1211F-801T	600	800	8.0	8.0	125	10	801
FXCM1211F-102T	750	1000	14.0	6.0	125	10	102
FXCM1211F-222T	2200	2500	35.0	1.8	125	10	222
FXCM1211F-272T	2300	2700	50.0	1.5	125	10	272

**Common Mode Line Filte FXCM1513CF Series****ELECTRICAL CHARACTERISTIC:**

Part Number	Impedance ( $\Omega$ @100MHz)		DCR (m $\Omega$ ) Max.	Rated Current (A) Max	Rated Volt. (Vdc)Max	IR ( $\Omega$ ) Min.	MARK
	Min	Typ					
FXCM1513CF-301T	250	300	5.0	13.0	80	10	301
FXCM1513CF-551T	450	550	6.0	10.0	80	10	551
FXCM1513CF-601T	500	600	7.0	10.0	80	10	601
FXCM1513CF-701T	500	700	7.0	10.0	80	10	701
FXCM1513CF-102T	800	1000	12.0	10.0	80	10	102

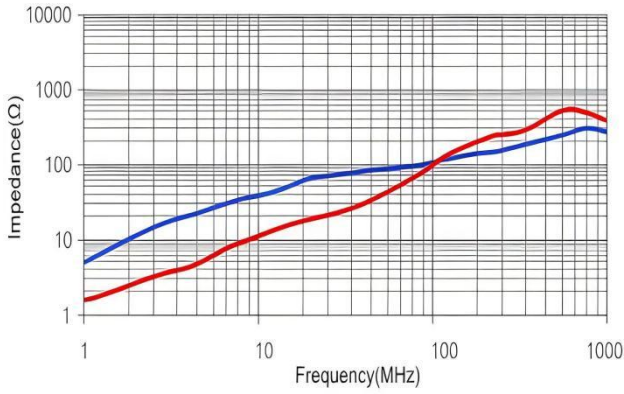
(1).Rated Current: Temp.rise 40 °c TYP

(2).Operating Temperature: -40 °c up to + 125°C

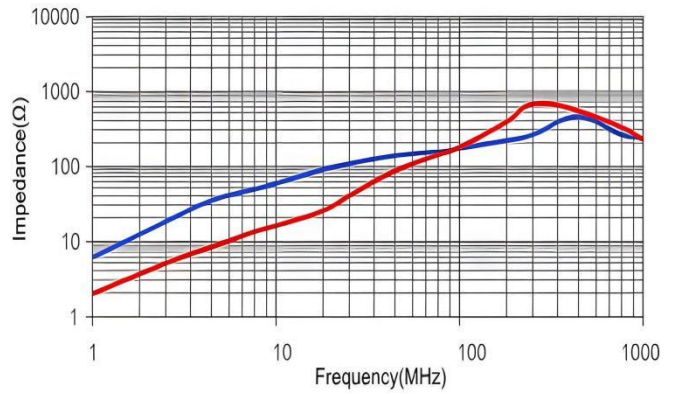
更多资讯, 请点击长江微电官网 more information,Please Click: [WWW.CJIANG.COM.CN](http://WWW.CJIANG.COM.CN)

**Common Mode Line Filte FXCM4520F Series  
CHARACTERISTICS(REFERENCE)**

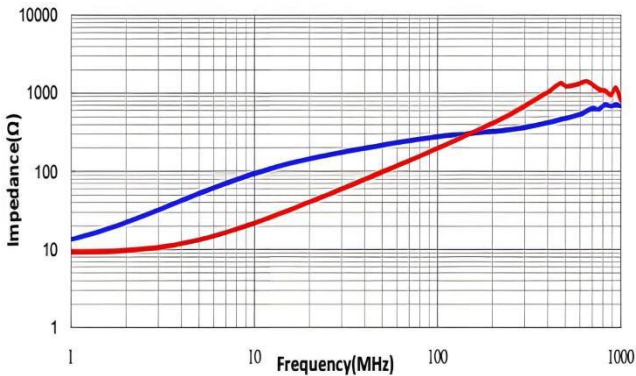
FXCM4520F-900T



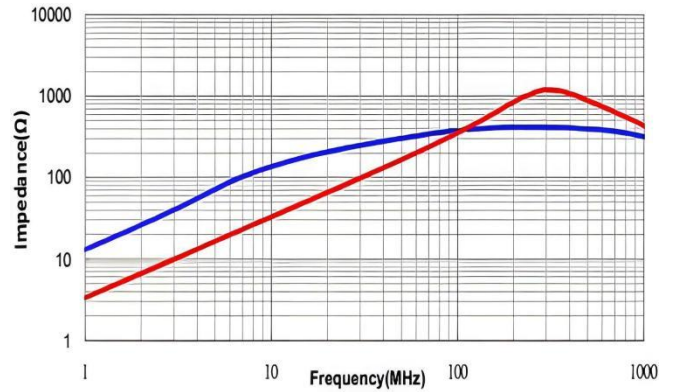
FXCM4520F-151T



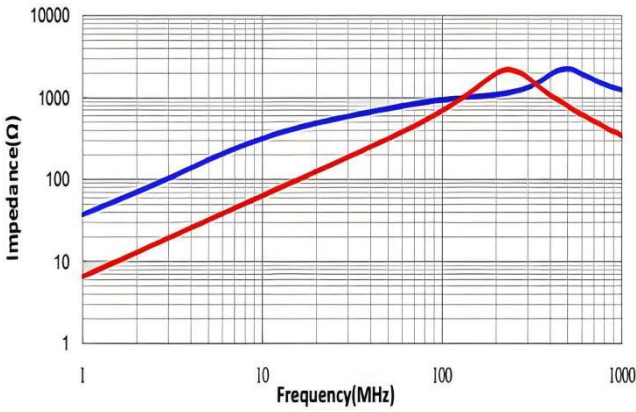
FXCM4520F-231T&301T



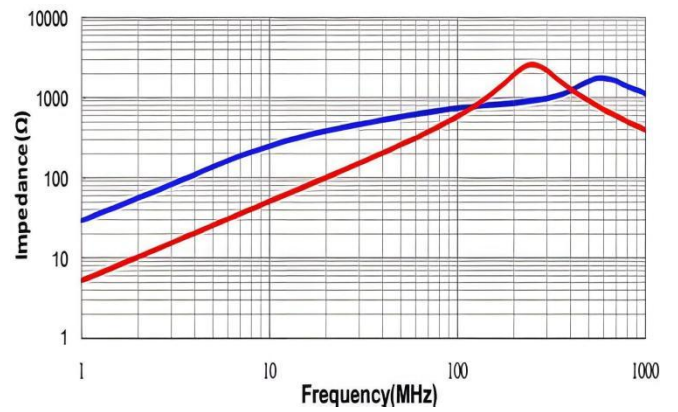
FXCM4520F-421T



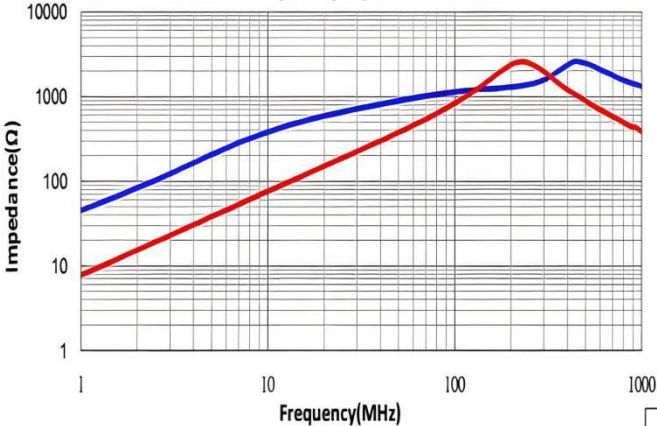
FXCM4520F-701T



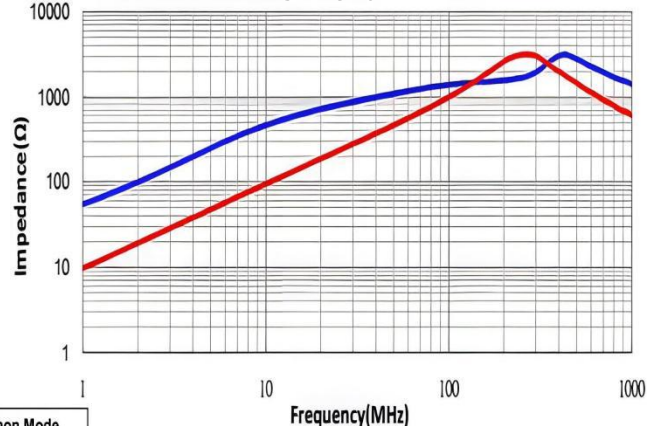
FXCM4520F-901T&102T



FXCM4520F-122T



FXCM4520F-142T

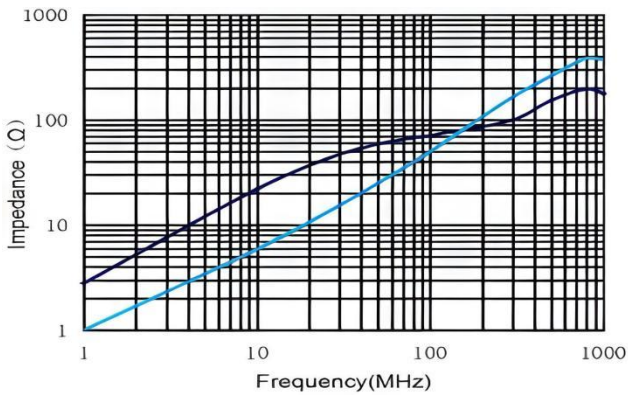


— Common Mode  
— Differential Mode

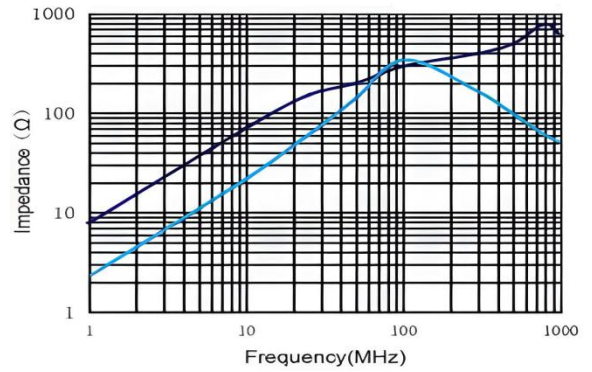


**Common Mode Line Filte FXCM7060F Series  
CHARACTERISTICS(REFERENCE)**

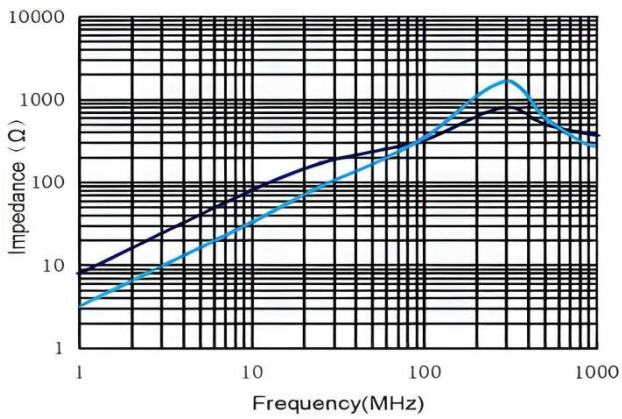
FXCM7060F-400T



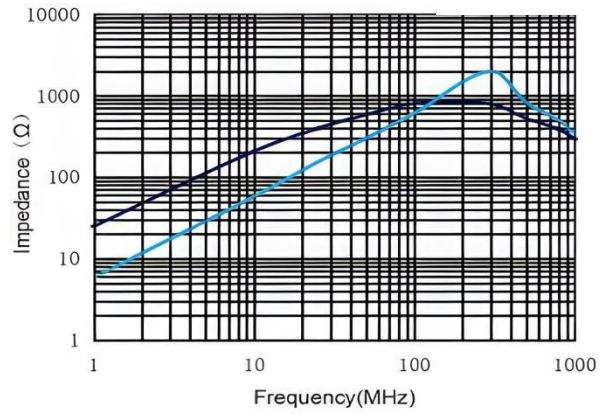
FXCM7060F-101T



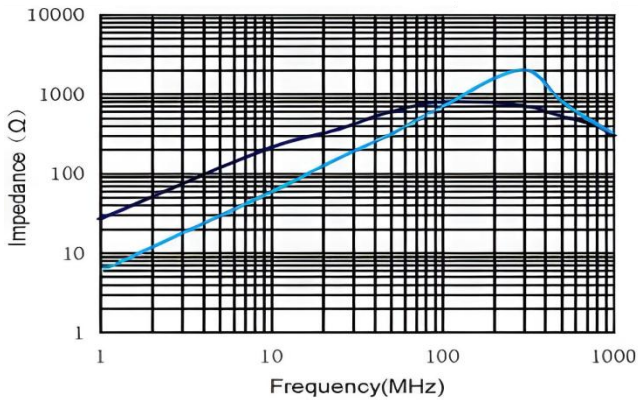
FXCM7060F-301T



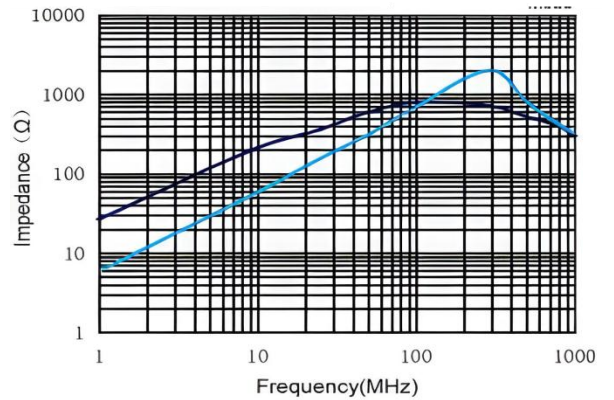
FXCM7060F-501T



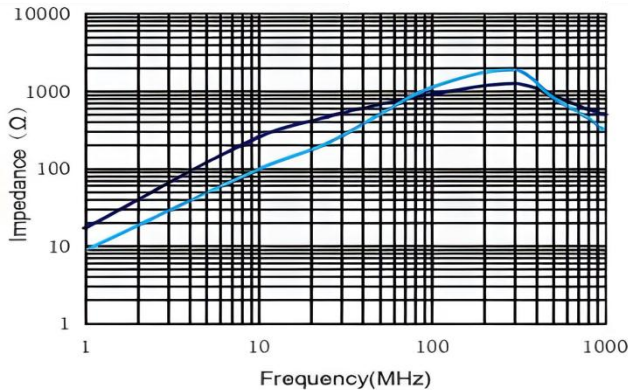
FXCM7060F-601T



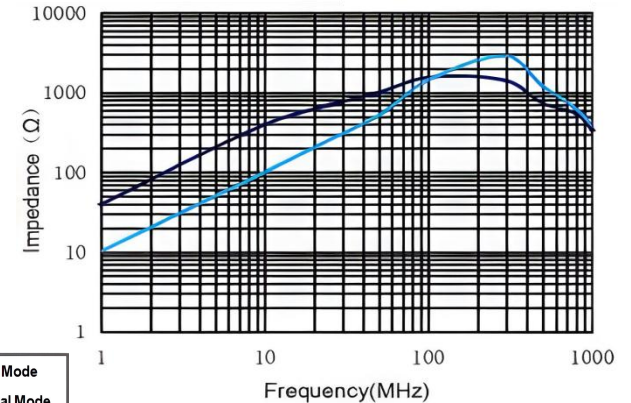
FXCM7060F-701T



FXCM7060F-102T



FXCM7060F-132T

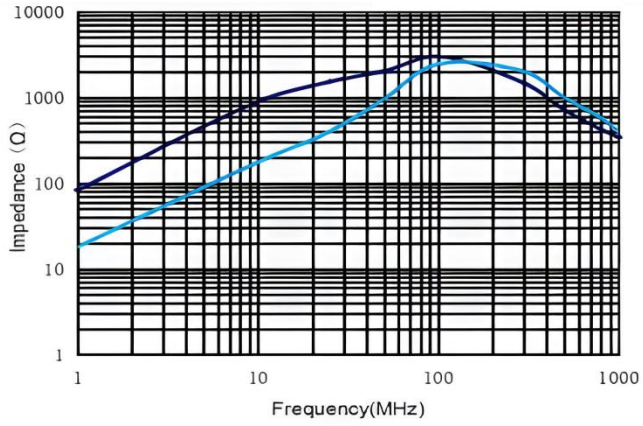


— Common Mode  
— Differential Mode

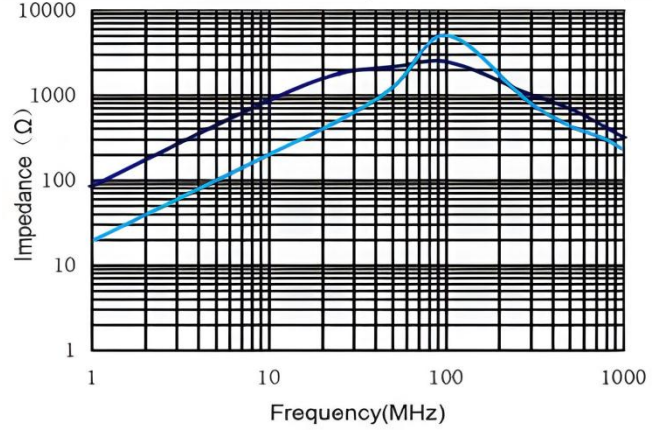
## Common Mode Line Filte FXCM7060F Series

### CHARACTERISTICS(REFERENCE)

FXCM7060F-272T



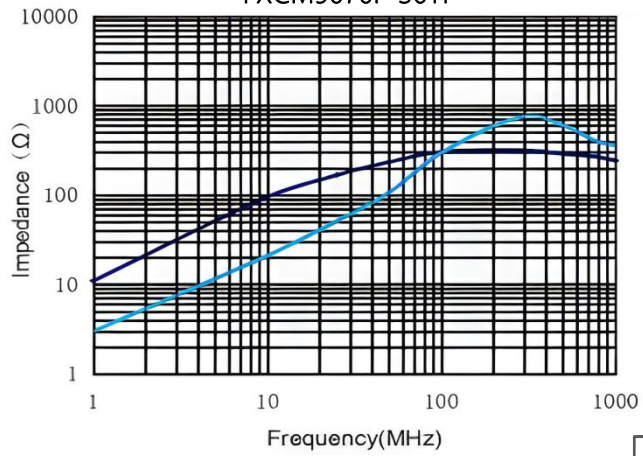
FXCM7060F-302T



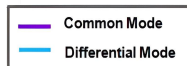
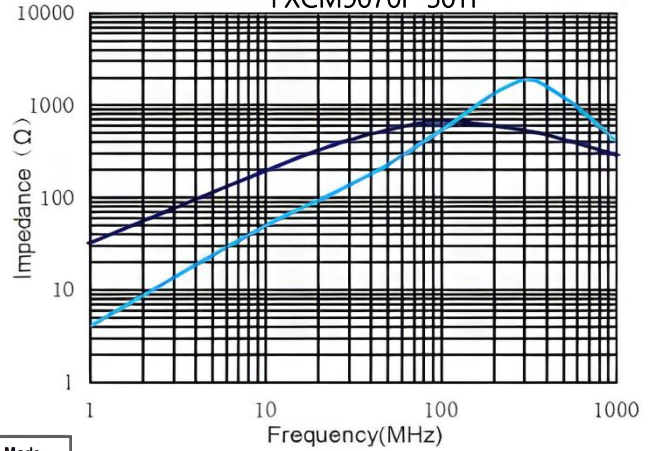
## Common Mode Line Filte FXCM9070F Series

### CHARACTERISTICS(REFERENCE)

FXCM9070F-301T

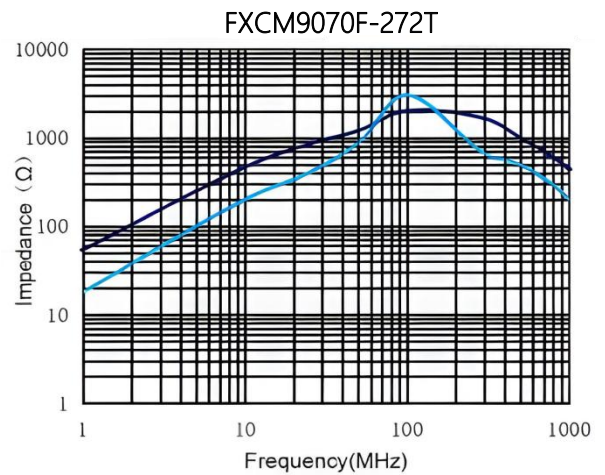
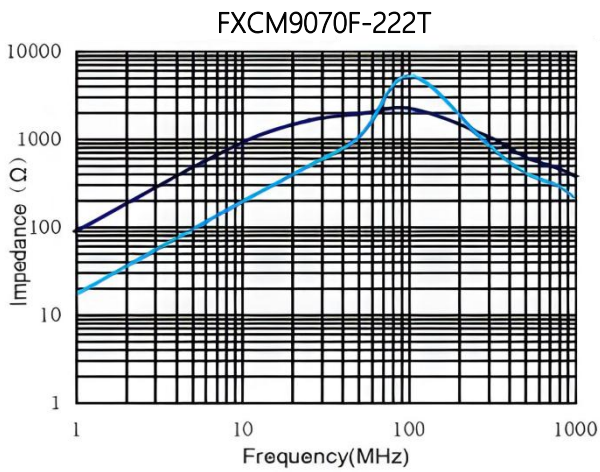
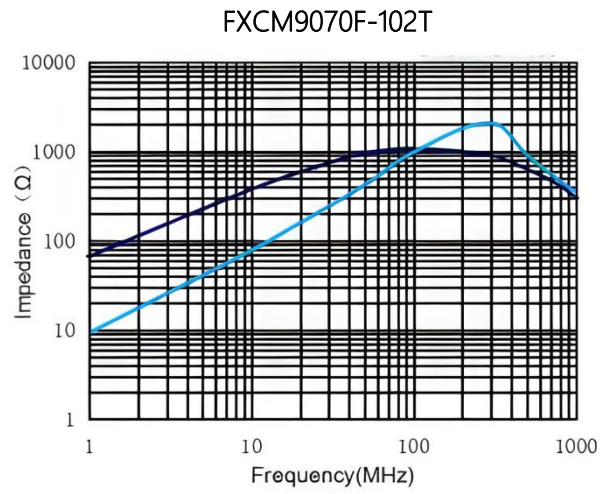
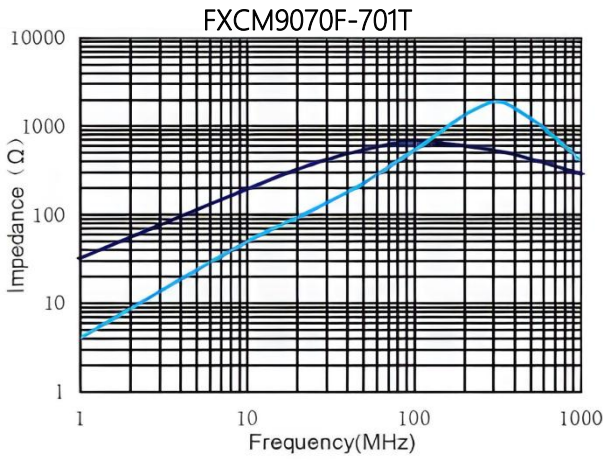


FXCM9070F-501T

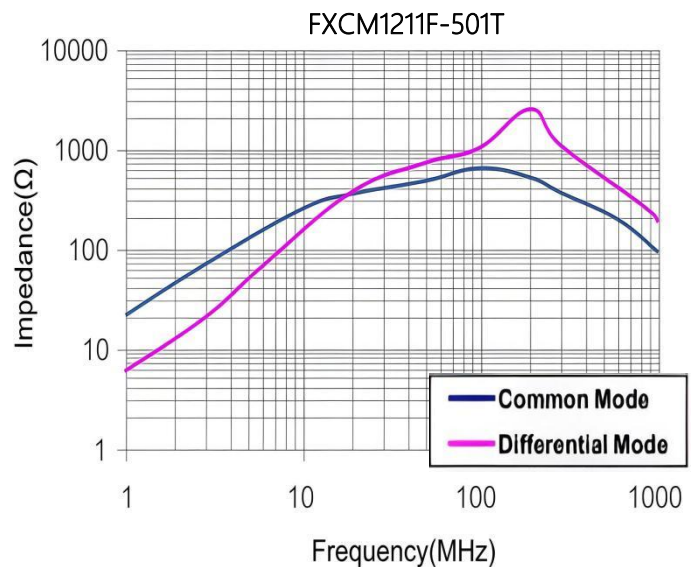
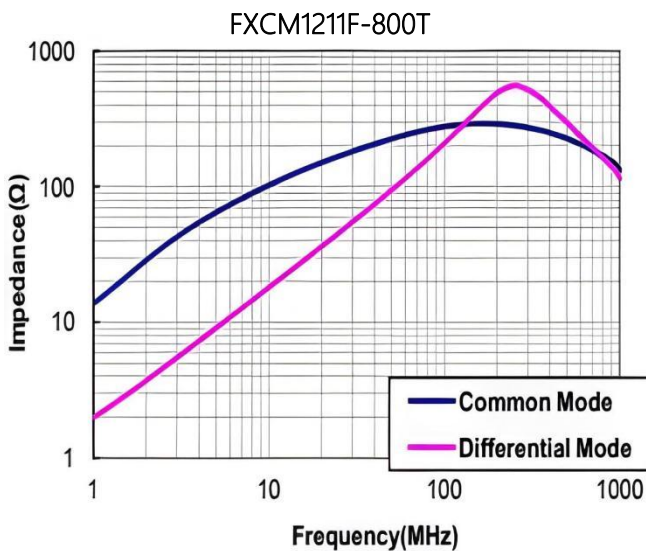




**Common Mode Line Filte FXCM9070F Series**  
**CHARACTERISTICS(REFERENCE)**

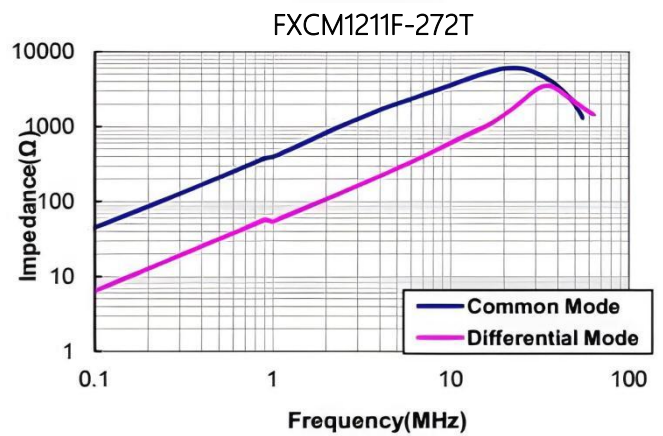
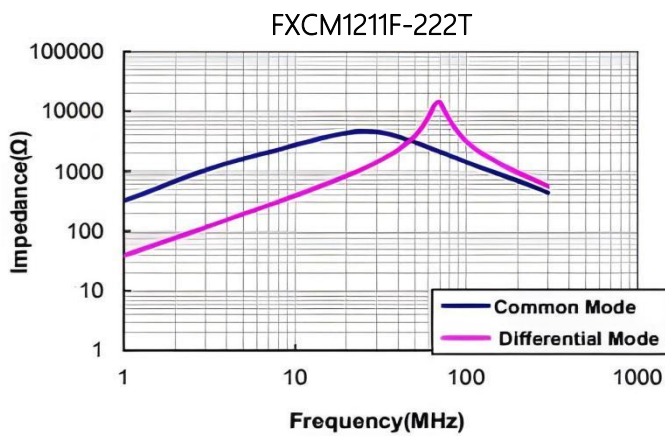
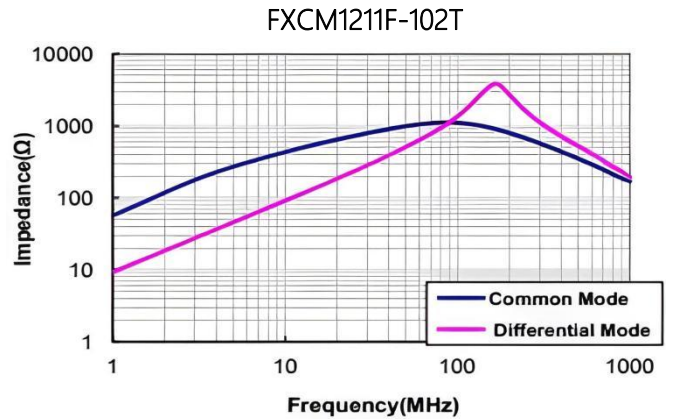
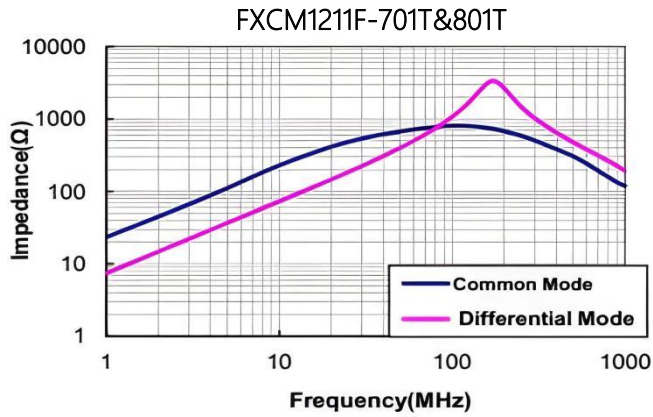


**Common Mode Line Filte FXCM1211F Series**  
**CHARACTERISTICS(REFERENCE)**



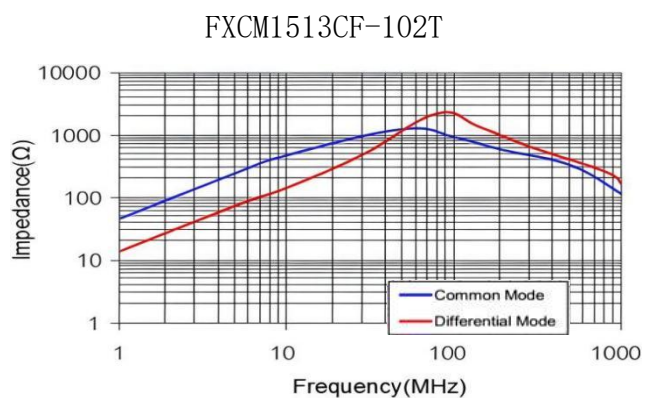
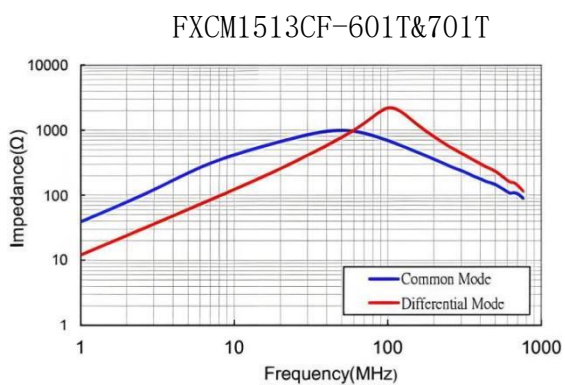
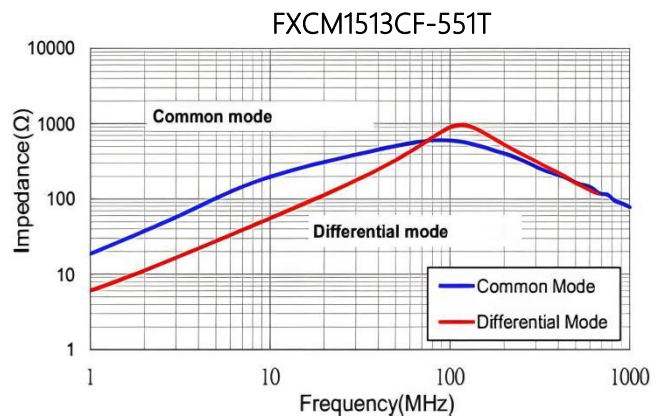
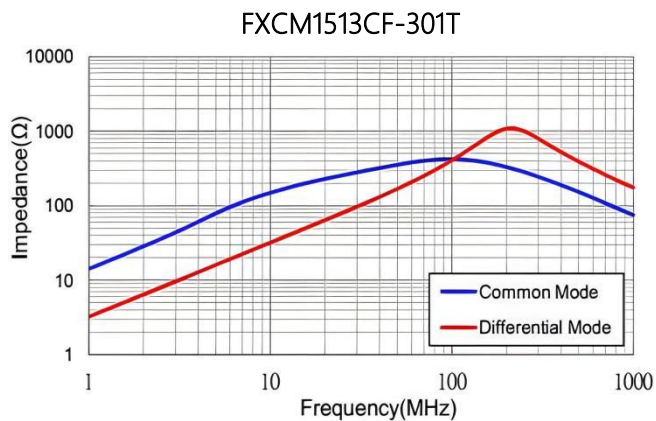
## Common Mode Line Filte FXCM1211F Series

### CHARACTERISTICS(REFERENCE)

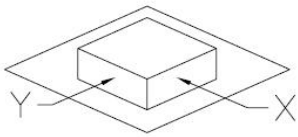


## Common Mode Line Filte FXCM1513F Series

### CHARACTERISTICS(REFERENCE)

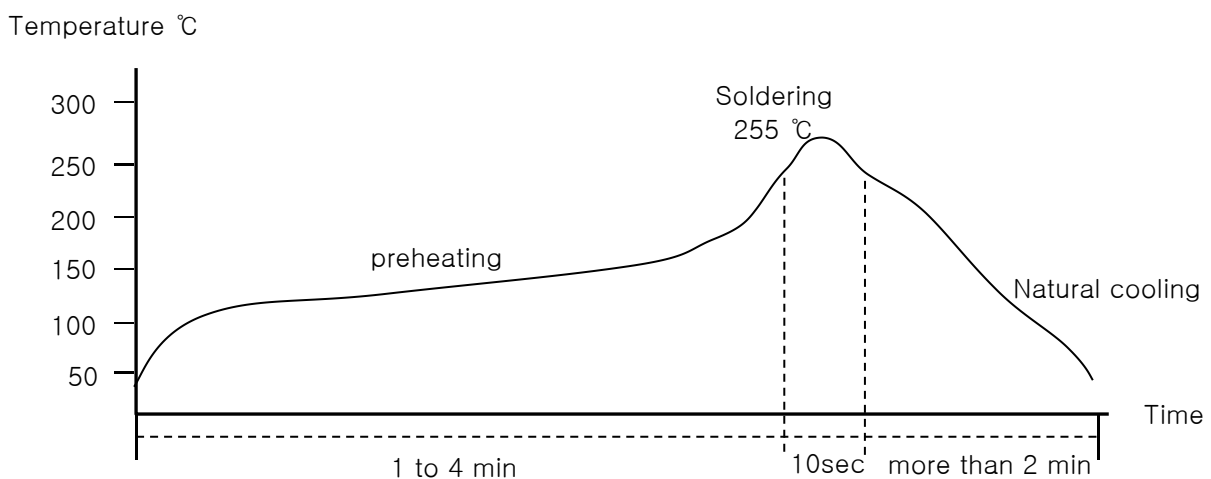


RELIABILITY TESTING	
Operating Temperature	- 40 to +125 °C ( Contain Heating coil )
Appearance Inspection	No external defects by visual inspection
Terminal Strength	After soldering , between copper plaet and terminals of coils , push in two directions of X , Y with standing 10N(1.02kg) for10+/-2 sec. Terminal should not peel off. ( Refer to figure at right )
Heat endurance of reflow soldering	Refer to figure
Insulating resistance	Over 100 MΩ at 100V D.C . between wire and core
Dielectric Strength	Apply at 0.5KV 3mA for 1 minute between wire and core
Temperature characteristics	Inductance coefficient ( 0~2,000 ) × 10 / °C ( - 40~ + 125 °C )
Humidity characteristics	Inductance deviation within ± 10% , after 96 hours in 90~95% relative humidity at 40 ± 2 °C and 1 hours drying under normal condition



A test is made under the above mentioned condition , and it is kept for 2 hours in the normal

IR Reflow profile

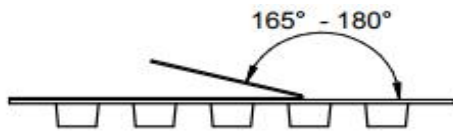
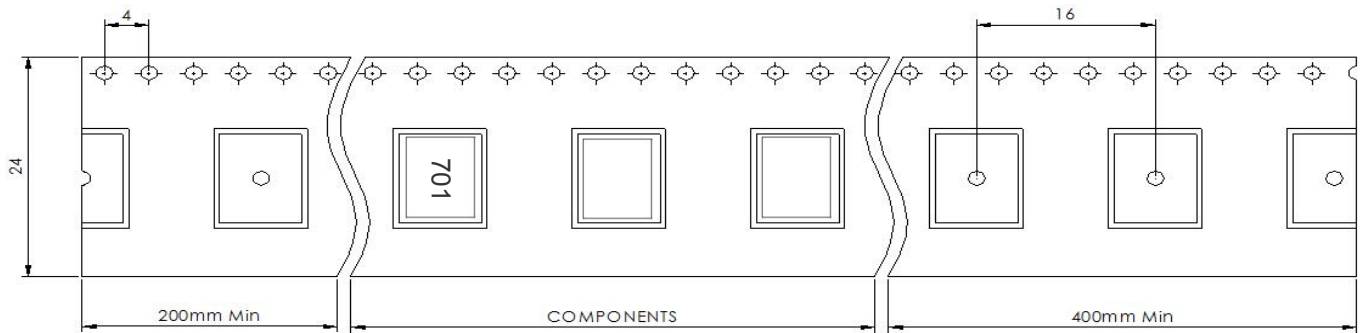


Temperature and humidity . After that , no mechanical and electrical defect should be found .

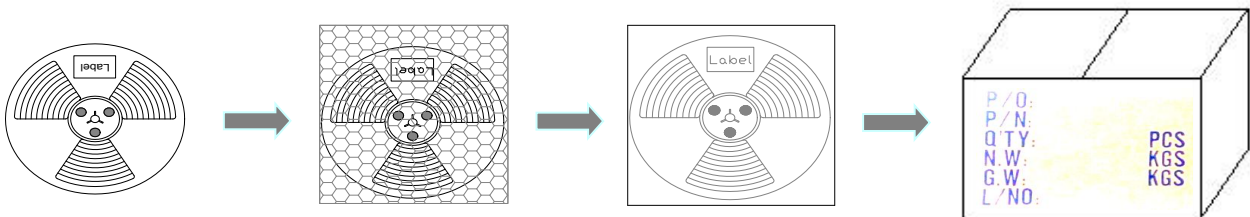
七.材料清单/MATERIAL LIST

NO.	ITEM	DESCRIPTION	SUPPLIER
1	CORE	FERRITE	FENGYIN OR EQ
2	CASE	LCP	LIAN CHENG OR EQ
3	WIRE	P180 Grd1	ELEKTRISOLA OR EQ
4	ADHESIVE	EPOXY RESIN	PENGNO OR EQ
5	TIN	107H	SHENMAO OR EQ
6	INK	WHITE	BON MARQUE OR EQ

八.包装规格/PACKING SPECIFICATIONS



Tape width	Distance	Pull-of force
24 mm	16 mm	10~120g



轮盘：13'(直径330mm)

PE袋

内盒

外箱，不足整箱用内盒或填充物装满

系列	盘系数	盒系数	箱系数
4520	1000	4000	20000
7060	1500	4500	22500
9070	700	1400	7000
1211	500	1000	5000

4520F系列轮盘直径为178mm  
其他系列均为330mm



## X-ON Electronics

Largest Supplier of Electrical and Electronic Components

*Click to view similar products for* [Common Mode Chokes / Filters](#) *category:*

*Click to view products by* [Changjiang Microelectronics](#) *manufacturer:*

Other Similar products are found below :

[PE-64683](#) [RD5122-6-9M6](#) [RD6137-6-7M5](#) [RD8147-16-3M0](#) [ST6118T-R](#) [FE3X025-10-7NL](#) [RD7147-25-0M7](#) [TCM0806G-350-2P-T](#)  
[TCM0806G-650-2P-T](#) [IND-0110](#) [UAL21VR0802000](#) [UALSC023000000](#) [UALSC1020JH000](#) [UALSU10VD20010](#) [UALSU9VD070100](#) [36-00037](#) [UALW21HS072450](#) [UALSU9H0208000](#) [UAL24VK06450CH](#) [PLT10HH501100PNB](#) [PLT10HH401100PNB](#) [PLT10HH1026R0PNB](#)  
[36-00029-01](#) [PE-67531](#) [TLH10UB](#) [113 0R5](#) [2752045447](#) [7351V](#) [CMF16-153131](#) [RD7147-6-6M0](#) [T8116NLT](#) [FE2X10-4-2NL](#) [36-00029-07](#)  
[T8003NLT](#) [CTX01-13663](#) [CTX66-19521-R](#) [RC212-0.5-10M](#) [RC112-0.4-15M](#) [RC212-0.6-6M8](#) [RC212-0.4-15M](#) [RC112-0.3-30M](#)  
[WTCF2012Z0M751PB](#) [PH9408.814NLT](#) [PAC6006.364NLT](#) [PAC6006.444NLT](#) [PAC6006.204NLT](#) [PH9407.204NLT](#) [PAC6006.264NLT](#)  
[PH9408.105NLT](#) [PH9408.494NLT](#) [PAC6006.104NLT](#)