

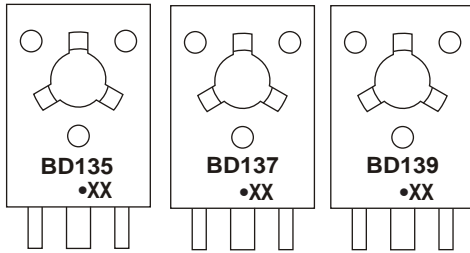
TO-126 Plastic-Encapsulate Transistors

BD135 / BD137 / BD139 TRANSISTOR (NPN)

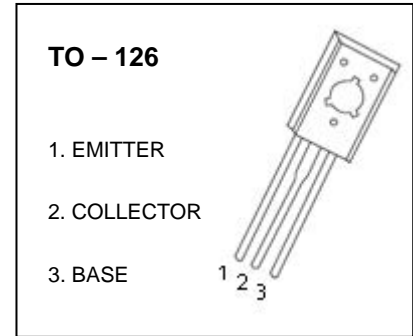
FEATURES

- High Current
- Complement To BD136, BD138 And BD140

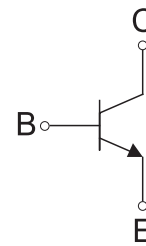
MARKING



BD135, BD137, BD139 = Device code
 Solid dot = Green molding compound device,
 if none, the normal device
 XX = Code



Equivalent Circuit



ORDERING INFORMATION

Part Number	Package	Packing Method	Pack Quantity
BD135	TO-126	Bulk	200pcs/Bag
BD137	TO-126	Bulk	200pcs/Bag
BD139	TO-126	Bulk	200pcs/Bag
BD135-TU	TO-126	Tube	60pcs/Tube
BD137-TU	TO-126	Tube	60pcs/Tube
BD139-TU	TO-126	Tube	60pcs/Tube

MAXIMUM RATINGS (T_a=25°C unless otherwise noted)

Symbol	Parameter	Value	Unit
V _{CBO}	Collector-Base Voltage	BD135	45
		BD137	60
		BD139	80
V _{CEO}	Collector-Emitter Voltage	BD135	45
		BD137	60
		BD139	80
V _{EBO}	Emitter-Base Voltage	5	V
I _C	Collector Current	1.5	A
P _C	Collector Power Dissipation	1.25	W
R _{θJA}	Thermal Resistance From Junction To Ambient	100	°C/W
T _J , T _{stg}	Operation Junction and Storage Temperature Range	-55~+150	°C

ELECTRICAL CHARACTERISTICS

$T_a=25^\circ\text{C}$ unless otherwise specified

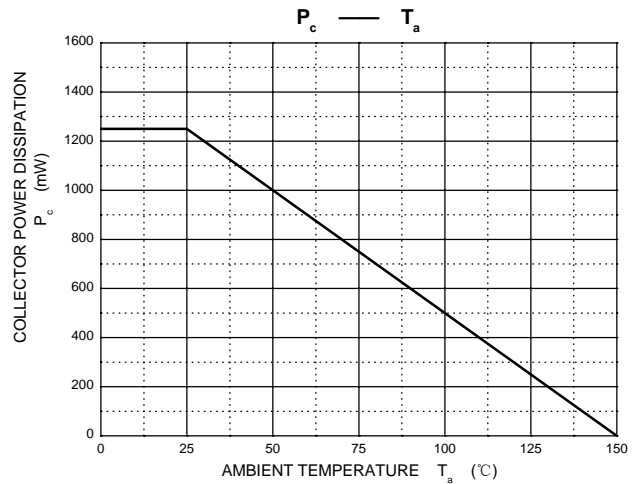
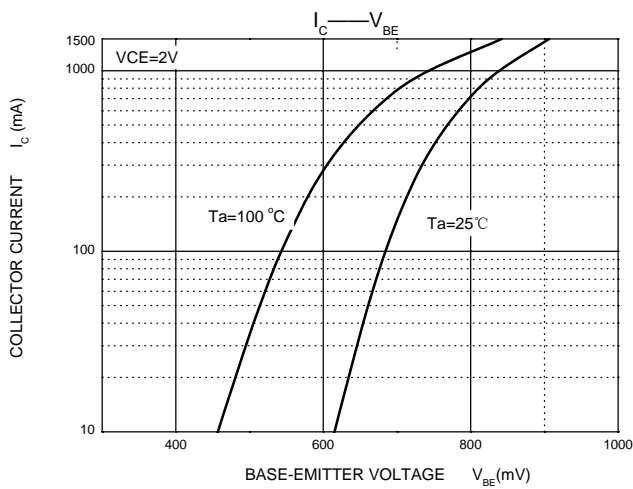
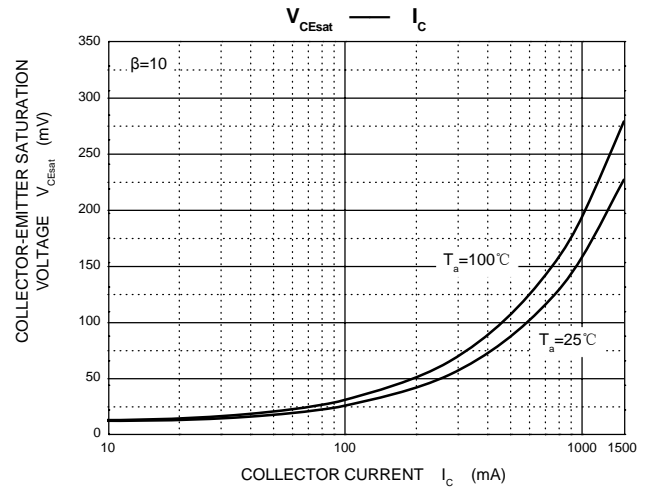
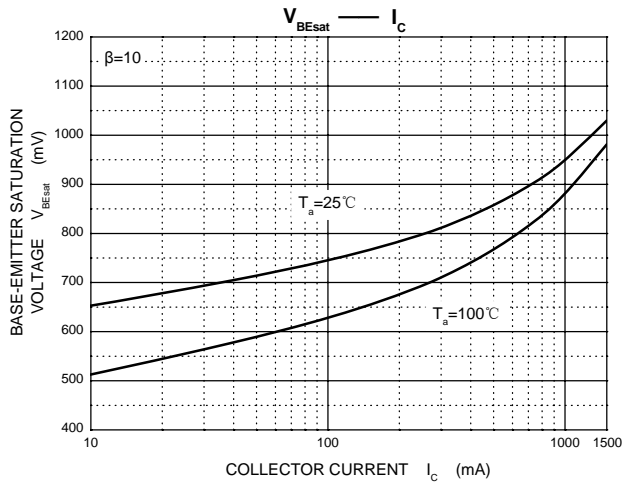
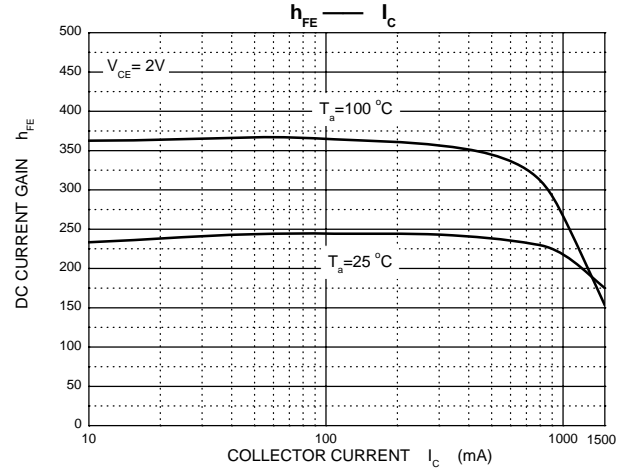
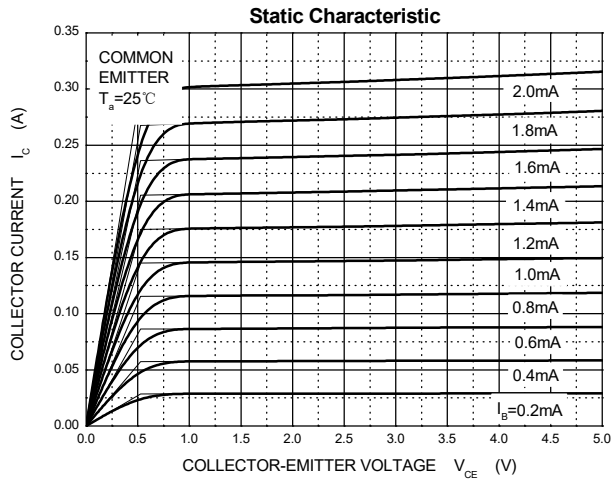
Parameter	Symbol	Test conditions	Min	Typ	Max	Unit
Collector-base breakdown voltage BD135 BD137 BD139	$V_{(BR)CBO}$	$I_C=0.1\text{mA}, I_E=0$	45 60 80			V
Collector-emitter sustaining voltage BD135 BD137 BD139	$V_{CEO(SUS)}^*$	$I_C=0.03\text{A}, I_B=0$	45 60 80			V
Emitter-base breakdown voltage	$V_{(BR)EBO}$	$I_E=0.1\text{mA}, I_C=0$	5			V
Collector cut-off current	I_{CBO}	$V_{CB}=30\text{V}, I_E=0$			0.1	μA
Emitter cut-off current	I_{EBO}	$V_{EB}=5\text{V}, I_C=0$			10	μA
DC current gain	$h_{FE(1)}^*$	$V_{CE}=2\text{V}, I_C=150\text{mA}$	40		250	
	$h_{FE(2)}^*$	$V_{CE}=2\text{V}, I_C=5\text{mA}$	25			
	$h_{FE(3)}^*$	$V_{CE}=2\text{V}, I_C=500\text{mA}$	25			
Collector-emitter saturation voltage	$V_{CE(sat)}^*$	$I_C=500\text{mA}, I_B=50\text{mA}$			0.5	V
Base-emitter voltage	V_{BE}^*	$V_{CE}=2\text{V}, I_C=500\text{mA}$			1	V

*Pulse test: pulse width $\leq 350\mu\text{s}$, duty cycle $\leq 2.0\%$.

CLASSIFICATION OF $h_{FE(1)}$

RANK	6	10	16
RANGE	40-100	63-160	100-250

Typical Characteristics



TO-126 Package Outline Dimensions



Symbol	Dimensions In Millimeters		Dimensions In Inches	
	Min	Max	Min	Max
A	2.500	2.900	0.098	0.114
A1	1.100	1.500	0.043	0.059
b	0.660	0.860	0.026	0.034
b1	1.170	1.370	0.046	0.054
c	0.450	0.600	0.018	0.024
D	7.400	7.800	0.291	0.307
E	10.600	11.000	0.417	0.433
e	2.290 TYP		0.090 TYP	
e1	4.480	4.680	0.176	0.184
h	0.000	0.300	0.000	0.012
L	15.300	15.700	0.602	0.618
L1	2.100	2.300	0.083	0.091
P	3.900	4.100	0.154	0.161
Φ	3.000	3.200	0.118	0.126

X-ON Electronics

Largest Supplier of Electrical and Electronic Components

Click to view similar products for [Bipolar Transistors - BJT category](#):

Click to view products by [Changjing Electronics Technology manufacturer](#):

Other Similar products are found below :

[619691C](#) [MCH4017-TL-H](#) [MMBT-2369-TR](#) [BC546/116](#) [BC557/116](#) [BSW67A](#) [NJVMJD148T4G](#) [NTE123AP-10](#) [NTE153MCP](#) [NTE16](#)
[NTE195A](#) [NTE92](#) [C4460](#) [2N4401-A](#) [2N6728](#) [2SA1419T-TD-H](#) [2SA2126-E](#) [2SB1204S-TL-E](#) [2SC2712S-GR,LF](#) [2SC5488A-TL-H](#)
[2SD2150T100R](#) [SP000011176](#) [2N2907A](#) [2N3904-NS](#) [2N5769](#) [2SC2412KT146S](#) [2SD1816S-TL-E](#) [CPH6501-TL-E](#) [MCH4021-TL-E](#)
[MJE340](#) [US6T6TR](#) [NJL0281DG](#) [732314D](#) [CPH3121-TL-E](#) [CPH6021-TL-H](#) [873787E](#) [IMZ2AT108](#) [UMX21NTR](#) [MCH6102-TL-E](#)
[NJL0302DG](#) [2N3583](#) [30A02MH-TL-E](#) [TN6717A](#) [NSV40301MZ4T1G](#) [NTE13](#) [NTE26](#) [NTE282](#) [NTE323](#) [NTE350](#) [NTE81](#)