



# SOD-123FL Plastic-Encapsulate Diodes

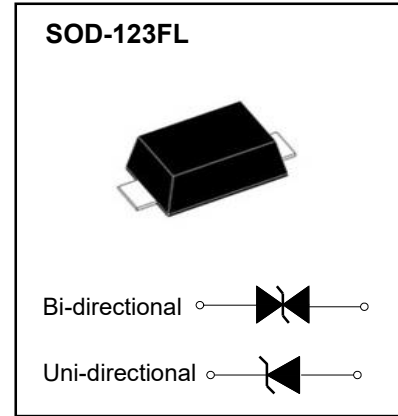
## CJSMF SERIES Transient Voltage Suppressor Diodes

### Features

- $P_{PP}$  200W
- $V_{RWM}$  10V- 100V

### Applications

- Clamping Voltage



### Limiting Values (Absolute Maximum Rating)

Item	Symbol	Unit	Conditions	Max
Peak pulse power dissipation	$P_{PPM}$	W	with a 10/1000us waveform	200
Peak pulse current(note 1)	$I_{PPM}$	A	with a 10/1000us waveform	See Next Table
Power dissipation	$P_D$	W	On infinite heat sink at $T_L=75^\circ\text{C}$	1.0
Peak forward surge current	$I_{FSM}$	A	8.3 ms single half sine-wave uni-directional only (note 2)	20
Operating junction and storage temperature range	$T_J, T_{STG}$	$^\circ\text{C}$		-55 to +150

### Electrical Characteristics ( $T_a=25^\circ\text{C}$ Unless otherwise specified)

Item	Symbol	Unit	Conditions	Max
Maximum instantaneous forward Voltage	$V_F$	V	at 25A for uni-directional only	3.5
Thermal resistance	$R_{\theta JL}$	$^\circ\text{C/W}$	junction to lead $T_L=50^\circ\text{C}$	100
	$R_{\theta JA}$	$^\circ\text{C/W}$	junction to ambient $T_A=25^\circ\text{C}$	200

### Notes:

- (1) Non-repetitive current pulse, per Fig. 3 and derated above  $T_A=25^\circ\text{C}$  per Fig.2
- (2) 8.3ms single half sine-wave or equivalent square wave, duty cycle=4 pulses per minutes maximum

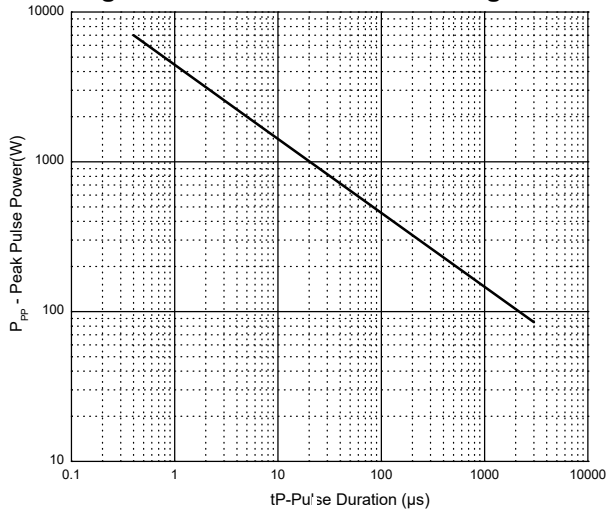
## Electrical Characteristics ( $T_A=25^\circ\text{C}$ unless otherwise noted)

Part Number		Device Marking Code		Breakdown Voltage $V_{BR}@I_T$		Test Current	Max Reverse Leakage @VRWM IR( $\mu\text{A}$ )		Reverse Standoff Voltage	Max Peak Pulse Current	Max Clamping Voltage @Ipp
UNI	BI	UNI	BI	Min.(V)	Max.(V)	IT(mA)	UNI	BI	$V_{RWM}(V)$	IPP(A)	$V_C(V)$
CJSMF10A	CJSMF10CA	F10A	F10CA	11.14	12.29	1	5	5	10	11.8	16.8
CJSMF11A	CJSMF11CA	F11A	F11CA	12.25	13.49	1	5	5	11	11	18
CJSMF12A	CJSMF12CA	F12A	F12CA	13.35	14.69	1	5	5	12	10.1	19.7
CJSMF13A	CJSMF13CA	F13A	F13CA	14.46	15.89	1	5	5	13	9.3	21.3
CJSMF14A	CJSMF14CA	F14A	F14CA	15.66	17.19	1	5	5	14	8.6	23
CJSMF15A	CJSMF15CA	F15A	F15CA	16.77	18.49	1	5	5	15	8.2	24.2
CJSMF16A	CJSMF16CA	F16A	F16CA	17.87	19.69	1	5	5	16	7.7	25.7
CJSMF17A	CJSMF17CA	F17A	F17CA	18.98	20.89	1	5	5	17	7.3	27.3
CJSMF18A	CJSMF18CA	F18A	F18CA	20.08	22.08	1	5	5	18	6.9	28.9
CJSMF20A	CJSMF20CA	F20A	F20CA	22.29	24.48	1	5	5	20	6.2	32.1
CJSMF22A	CJSMF22CA	F22A	F22CA	24.5	26.88	1	5	5	22	5.7	35.1
CJSMF24A	CJSMF24CA	F24A	F24CA	26.81	29.48	1	5	5	24	5.2	38.5
CJSMF26A	CJSMF26CA	F26A	F26CA	29.02	31.88	1	5	5	26	4.8	41.7
CJSMF28A	CJSMF28CA	F28A	F28CA	31.22	34.38	1	5	5	28	4.4	44.9
CJSMF30A	CJSMF30CA	F30A	F30CA	33.43	36.77	1	5	5	30	4.2	47.9
CJSMF33A	CJSMF33CA	F33A	F33CA	36.85	40.57	1	5	5	33	3.8	52.8
CJSMF36A	CJSMF36CA	F36A	F36CA	40.16	44.17	1	5	5	36	3.5	57.5
CJSMF40A	CJSMF40CA	F40A	F40CA	44.58	49.07	1	5	5	40	3.1	63.9
CJSMF43A	CJSMF43CA	F43A	F43CA	47.99	52.76	1	5	5	43	2.9	68.7
CJSMF45A	CJSMF45CA	F45A	F45CA	50.2	55.26	1	5	5	45	2.8	72
CJSMF48A	CJSMF48CA	F48A	F48CA	53.51	58.86	1	5	5	48	2.6	76.6
CJSMF51A	CJSMF51CA	F51A	F51CA	56.93	62.66	1	5	5	51	2.5	81.6
CJSMF54A	CJSMF54CA	F54A	F54CA	60.24	66.25	1	5	5	54	2.3	86.2
CJSMF58A	CJSMF58CA	F58A	F58CA	64.66	71.15	1	5	5	58	2.2	92.7
CJSMF60A	CJSMF60CA	F60A	F60CA	66.97	73.65	1	5	5	60	2.1	95.8
CJSMF64A	CJSMF64CA	F64A	F64CA	71.39	78.54	1	5	5	64	2	102
CJSMF70A	CJSMF70CA	F70A	F70CA	78.11	85.94	1	5	5	70	1.8	111.9
CJSMF75A	CJSMF75CA	F75A	F75CA	83.63	92.04	1	5	5	75	1.7	119.8
CJSMF78A	CJSMF78CA	F78A	F78CA	87.05	95.73	1	5	5	78	1.6	124.7
CJSMF85A	CJSMF85CA	F85A	F85CA	94.78	103.93	1	5	5	85	1.45	135.6
CJSMF90A	CJSMF90CA	F90A	F90CA	100.4	110.92	1	5	5	90	1.35	144.5
CJSMF100A	CJSMF100CA	F100A	F100CA	111.45	122.91	1	5	5	100	1.25	160.4

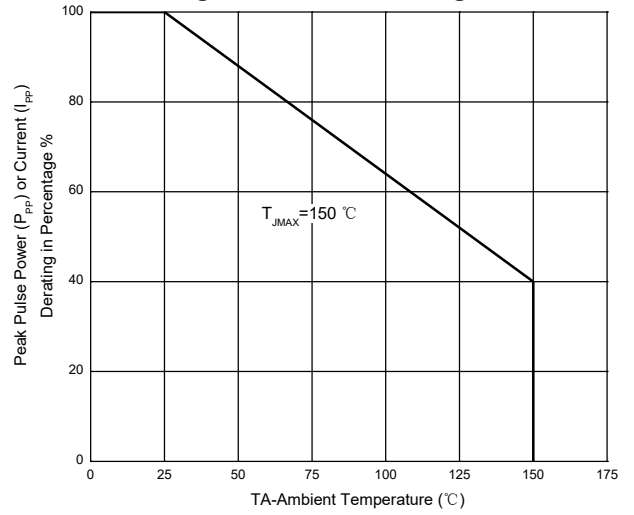
### Notes:

(1) Waveform of CJSMF10A -CJSMF100CA are defined as per fig.3

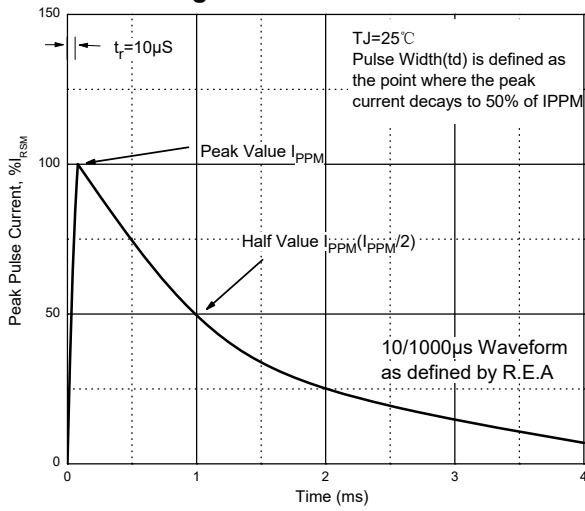
**Figure 1. Peak Pulse Power Rating Curve**



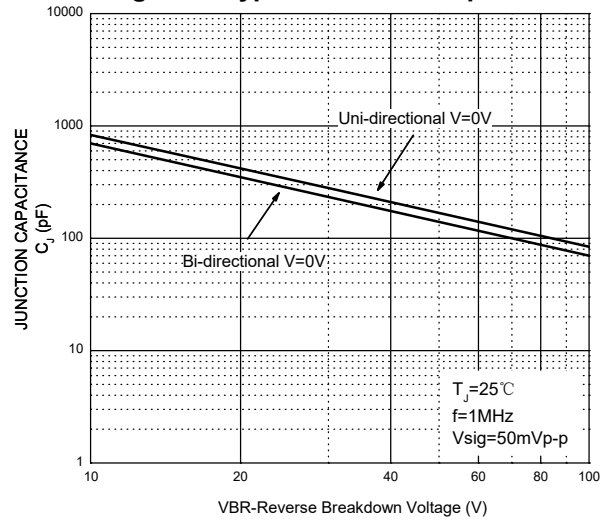
**Figure 2. Pulse Derating Curve**



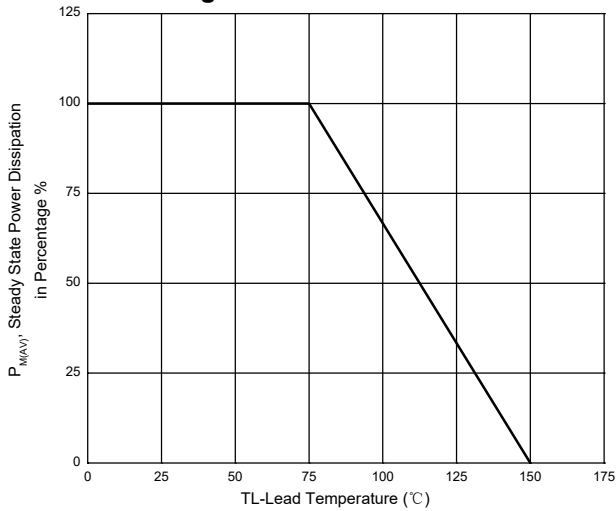
**Figure 3. Pulse Waveform**



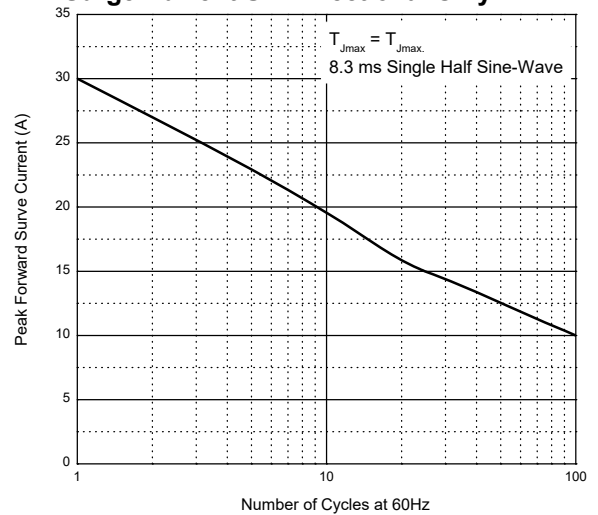
**Figure 4. Typical Junction Capacitance**



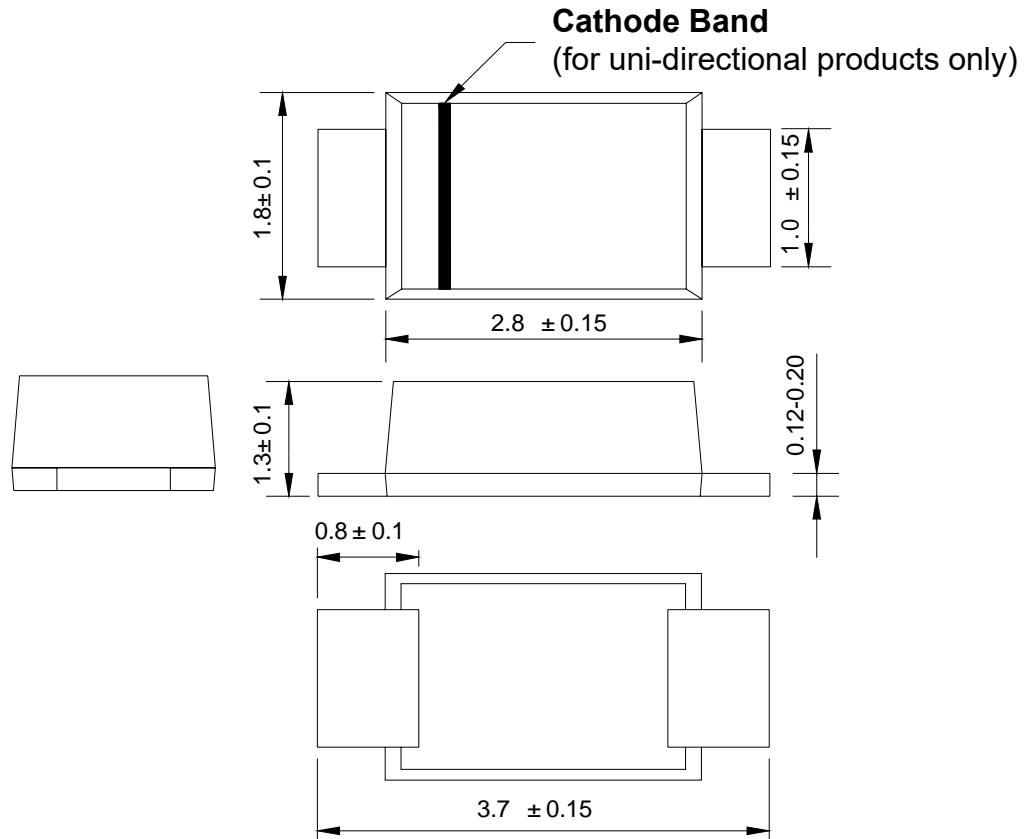
**Figure 5. Steady State Power Dissipation Derating Curve**



**Figure 6. Maximum Non-Repetitive Forward Surge Current Uni-Directional Only**

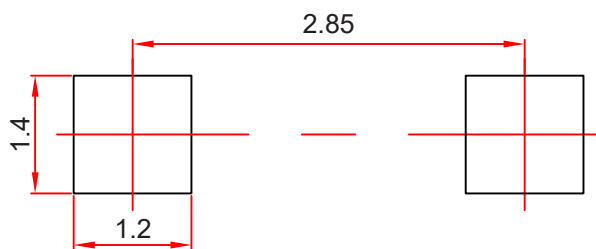


## SOD-123FL Package Outline Dimensions



Dimensions in millimeters

## SOD-123FL Suggested Pad Layout



**Note:**

1. Controlling dimension: in millimeters.
2. General tolerance:  $\pm 0.05$  mm.
3. The pad layout is for reference purposes only.

**NOTICE**

JSCJ reserves the right to make modifications, enhancements, improvements, corrections or other changes without further notice to any product herein. JSCJ does not assume any liability arising out of the application or use of any product described herein.

# Reel Taping Specifications For Surface Mount Devices-SOD-123FL



**FIG: CONFIGURATION OF SURFACE MOUNTED DEVICES TAPING**

ITEM	SYMBOL	SOD-123FLmm(inch)
Carrier width	A	2.05±0.1(0.081±0.004)
Carrier length	B	3.95±0.1(0.156±0.004)
Carrier depth	C	1.45±0.1(0.057±0.004)
Sprocket hole	d	1.55±0.05(0.061±0.002)
Reel outside diameter	D	178±2.0(7.0±0.079)
Reel inner diameter	D1	54±1.0(2.13±0.039)
Feed hole diameter	D2	13±0.5(0.512±0.020)
Sprocket hole position	E	1.75±0.1(0.069±0.004)
Punch hole position	F	3.50±0.1(0.138±0.002)
Punch hole pitch	P	4.0±0.1(0.157±0.004)
Sprocket hole pitch	P0	4.0±0.1(0.157±0.004)
Embossment center	P1	2.0±0.1(0.079±0.004)
Total tape thickness	T	0.21±0.25(0.008±0.010)
Tape width	W	8.0±0.2(0.315±0.008)
Reel width	W1	10.0±2.0(0.394±0.079)

NOTE: Devices are packed in accordance with EIA standard RS-481-A and specification given above.

## X-ON Electronics

Largest Supplier of Electrical and Electronic Components

*Click to view similar products for* [ESD Suppressors / TVS Diodes](#) *category:*

*Click to view products by* [Changjing Electronics Technology](#) *manufacturer:*

Other Similar products are found below :

[60KS200C](#) [D18V0L1B2LP-7B](#) [D5V0F4U5P5-7](#) [NTE4902](#) [P4KE27CA](#) [P6KE11CA](#) [P6KE8.2A](#) [SA60CA](#) [SA64CA](#) [SMBJ12CATR](#)  
[SMBJ33CATR](#) [SMBJ6.5A](#) [SMBJ8.0A](#) [ESD101-B1-02ELS E6327](#) [ESD112-B1-02EL E6327](#) [ESD7451N2T5G](#) [19180-510](#) [CPDT-5V0USP-](#)  
[HF](#) [3.0SMCJ33CA-F](#) [3.0SMCJ36A-F](#) [HSPC16701B02TP](#) [JANTX1N6126A](#) [D3V3Q1B2DLP3-7](#) [D55V0M1B2WS-7](#) [SCM1293A-04SO](#)  
[ESD200-B1-CSP0201 E6327](#) [SM12-7](#) [CEN955 W/DATA](#) [VESD12A1A-HD1-GS08](#) [CPDQC5V0-HF](#) [D1213A-01LP4-7B](#) [ESD101-B1-02EL](#)  
[E6327](#) [AOZ8808DI-03](#) [5KP15A](#) [5KP48A](#) [5KP90A](#) [ESD3V3D7-TP](#) [15KPA36A-LF](#) [P4KE56CA](#) [P4KE68A](#) [P4KE91CATR](#) [P6KE120A](#)  
[P6KE13CA](#) [P6KE43CA](#) [P6KE6.8CA](#) [P6KE8.2](#) [P6SMBJ20CA](#) [JANTX1N6072A](#) [SR2835ESKG](#) [SA90CA](#)