

SOD-123FL Plastic-Encapsulate Diodes

DSS12 THRU DSS110 Schottky Rectifier Diodes

Features

- $I_{F(AV)}$ 1A
- V_{RRM} 20V-100V
- High surge current capability
- Polarity: Color band denotes cathode

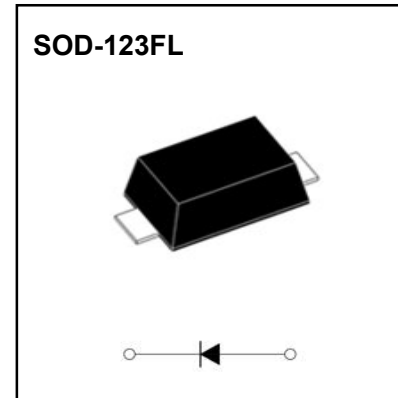
Applications

- Rectifier

Marking

- S1X

X : From 2 To 10



Limiting Values(Absolute Maximum Rating)

| Item | Symbol | Unit | Test Conditions | DSS1 | | | | | | | | | | | | | |
|--------------------------------------|-------------|------------------|---|------------|----|----|----|----|----------|----|-----|--|--|--|--|--|--|
| | | | | 2 | 3 | 4 | 5 | 6 | 8 | 9 | 10 | | | | | | |
| Repetitive Peak Reverse Voltage | V_{RRM} | V | | 20 | 30 | 40 | 50 | 60 | 80 | 90 | 100 | | | | | | |
| Maximum RMS Voltage | V_{RMS} | V | | 14 | 21 | 28 | 35 | 42 | 56 | 63 | 70 | | | | | | |
| Average Forward Current | $I_{F(AV)}$ | A | 60Hz Half-sine wave, Resistance load, FIG.1 | 1.0 | | | | | | | | | | | | | |
| Surge(Non-repetitive)Forward Current | I_{FSM} | A | 60Hz Half-sine wave, 1 cycle, $T_a=25^\circ\text{C}$ | 30 | | | | | | | | | | | | | |
| Junction Temperature | T_J | $^\circ\text{C}$ | | -55~+125 | | | | | -55~+150 | | | | | | | | |
| Storage Temperature | T_{STG} | $^\circ\text{C}$ | | -55 ~ +150 | | | | | | | | | | | | | |

Electrical Characteristics ($T=25^\circ\text{C}$ Unless otherwise specified)

| Item | Symbol | Unit | Test Condition | DSS1 | | | | | | | | | |
|-----------------------------|------------------|--------------------|-------------------------------|-------------------------|---|---|------|---|---|------|----|--|--|
| | | | | 2 | 3 | 4 | 5 | 6 | 8 | 9 | 10 | | |
| Peak Forward Voltage | V_F | V | $I_F=1.0\text{A}$ | 0.55 | | | 0.70 | | | 0.85 | | | |
| Peak Reverse Current | I_{RRM1} | mA | $V_{RM}=V_{RRM}$ | $T_a=25^\circ\text{C}$ | | | 0.5 | | | 0.1 | | | |
| | I_{RRM2} | | | $T_a=100^\circ\text{C}$ | | | 10 | | | 5.0 | | | |
| Thermal Resistance(Typical) | $R_{\theta J-A}$ | $^\circ\text{C/W}$ | Between junction and ambient | 88 | | | | | | | | | |
| | $R_{\theta J-L}$ | | Between junction and terminal | 28 | | | | | | | | | |

Notes:

Thermal resistance from junction to ambient and from junction to lead mounted on P.C.B. with 0.2" x 0.2" (5.0 mm x 5.0 mm) copper pad areas

Typical Characteristics

FIG.1: FORWARD CURRENT DERATING CURVE

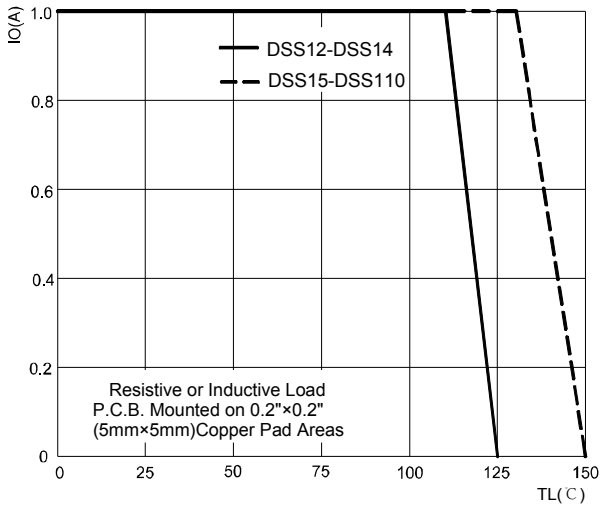


FIG.2: MAXIMUM NON-REPETITIVE FORWARD SURGE CURRENT

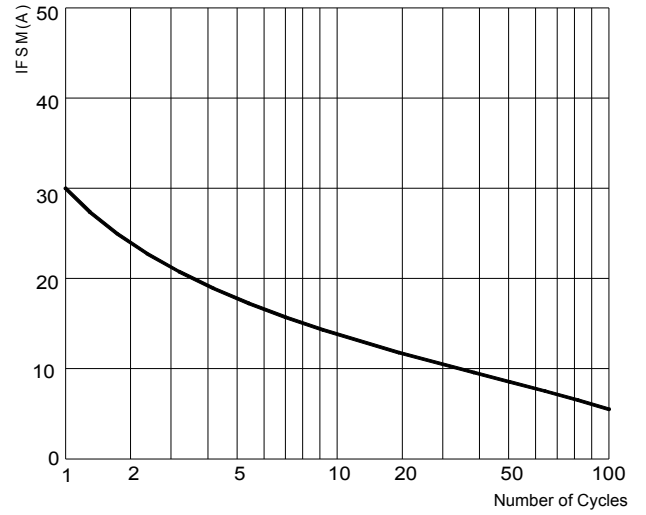


FIG.3: TYPICAL FORWARD CHARACTERISTICS

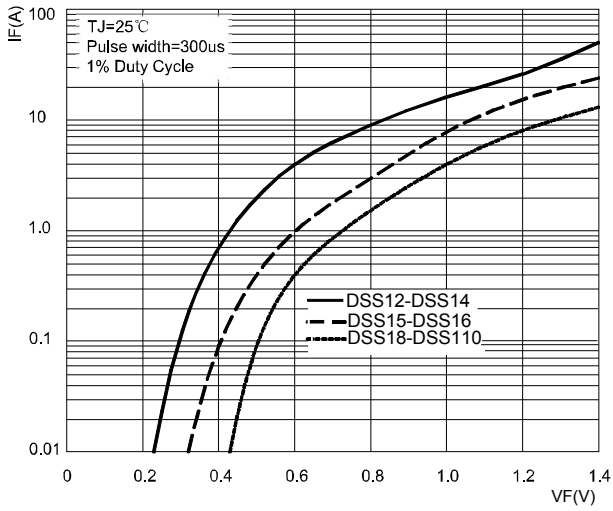
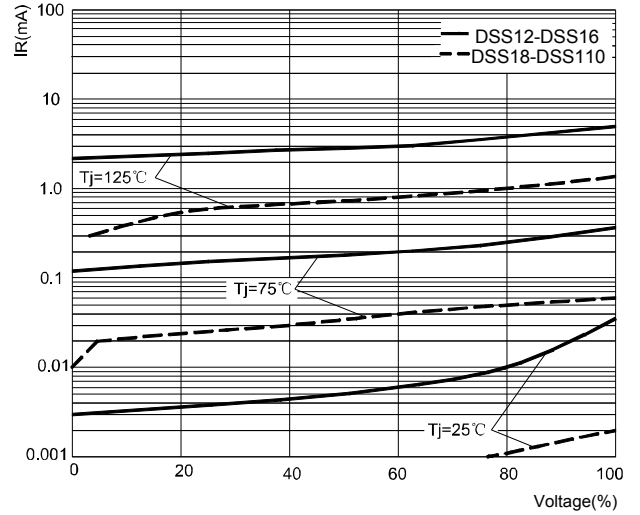
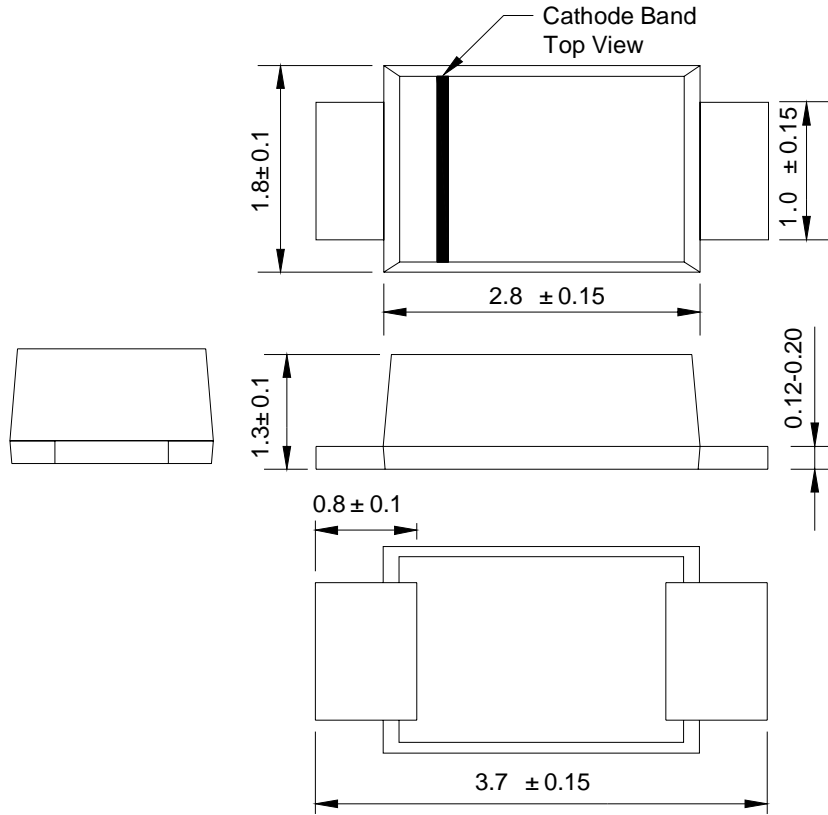


FIG.4: TYPICAL REVERSE CHARACTERISTICS

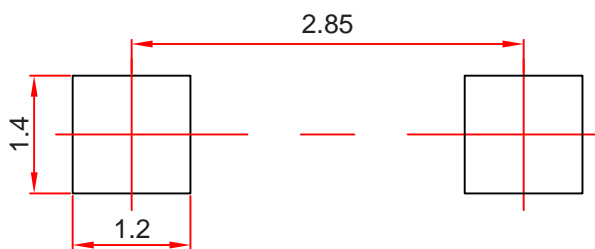


SOD-123FL Package Outline Dimensions



Dimensions in millimeters

SOD-123FL Suggested Pad Layout



Note:

1. Controlling dimension: in millimeters.
2. General tolerance: ± 0.05 mm.
3. The pad layout is for reference purposes only.

NOTICE

JSCJ reserves the right to make modifications, enhancements, improvements, corrections or other changes without further notice to any product herein. JSCJ does not assume any liability arising out of the application or use of any product described herein.

Reel Taping Specifications For Surface Mount Devices-SOD-123FL



FIG: CONFIGURATION OF SURFACE MOUNTED DEVICES TAPING

| ITEM | SYMBOL | SOD-123FLmm(inch) |
|------------------------|--------|------------------------|
| Carrier width | A | 2.05±0.1(0.081±0.004) |
| Carrier length | B | 3.95±0.1(0.156±0.004) |
| Carrier depth | C | 1.45±0.1(0.057±0.004) |
| Sprocket hole | d | 1.55±0.05(0.061±0.002) |
| Reel outside diameter | D | 178±2.0(7.0±0.079) |
| Reel inner diameter | D1 | 54±1.0(2.13±0.039) |
| Feed hole diameter | D2 | 13±0.5(0.512±0.020) |
| Sprocket hole position | E | 1.75±0.1(0.069±0.004) |
| Punch hole position | F | 3.50±0.1(0.138±0.002) |
| Punch hole pitch | P | 4.0±0.1(0.157±0.004) |
| Sprocket hole pitch | P0 | 4.0±0.1(0.157±0.004) |
| Embossment center | P1 | 2.0±0.1(0.079±0.004) |
| Totall tape thickness | T | 0.21±0.25(0.008±0.010) |
| Tape width | W | 8.0±0.2(0.315±0.008) |
| Reel width | W1 | 10.0±2.0(0.394±0.079) |

NOTE: Devices are packed in accordance with EIA standard RS-481-A and specification given above.

X-ON Electronics

Largest Supplier of Electrical and Electronic Components

Click to view similar products for [Schottky Diodes & Rectifiers](#) category:

Click to view products by [Changjing Electronics Technology](#) manufacturer:

Other Similar products are found below :

[MA4E2039](#) [MA4E2508M-1112](#) [MBR10100CT-BP](#) [MBR1545CT](#) [MMBD301M3T5G](#) [GS1JE-TP](#) [RB160M-50TR](#) [BAS16E6433HTMA1](#)
[BAS 3010S-02LRH E6327](#) [BAT 54-02LRH E6327](#) [NSR05F40QNXT5G](#) [NSVR05F40NXT5G](#) [NTE555](#) [JANS1N6640](#) [SB07-03C-TB-H](#)
[SK310-T](#) [SK33A-TP](#) [SK34B-TP](#) [SS3003CH-TL-E](#) [PDS3100Q-7](#) [GA01SHT18](#) [CRS10I30A\(TE85L,QM](#) [MA4E2501L-1290](#)
[MBRB30H30CT-1G](#) [DMJ3940-000](#) [SB007-03C-TB-E](#) [SK32A-TP](#) [SK33B-TP](#) [SK35A-TP](#) [SK38B-LTP](#) [SK38B-TP](#) [NRVBM120LT1G](#)
[NTE505](#) [NTSB30U100CT-1G](#) [VS-6CWQ10FNHM3](#) [CRG04\(T5L,TEMQ\)](#) [ACDBA1100LR-HF](#) [ACDBA1200-HF](#) [ACDBA2100-HF](#)
[ACDBA240-HF](#) [ACDBA3100-HF](#) [CDBQC0530L-HF](#) [ACDBA260LR-HF](#) [ACDBA1100-HF](#) [MA4E2502L-1246](#) [10BQ060-M3/5BT](#)
[NRVB130LSFT1G](#) [CRS08TE85LQM](#) [PMAD1108-LF](#) [B120Q-13-F](#)