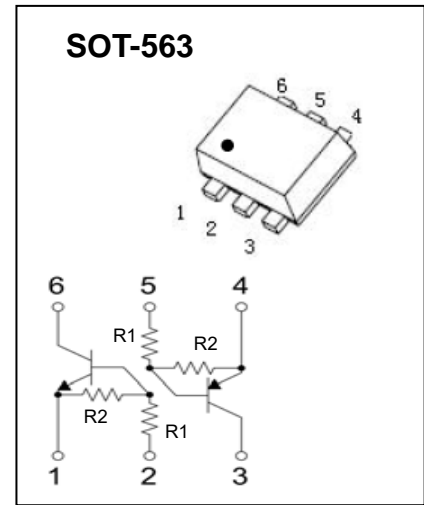


**EMD22** Dual Digital Transistors (NPN+PNP)

**FEATURES**

- Both the DTA143Z chip and DTC143Z chip in a package.
- Mounting possible with SOT-563 automatic mounting machines.
- Transistor elements are independent, eliminating interference.
- Mounting cost and area be cut in half.

**Marking: D22**



DTr1 Absolute maximum ratings( $T_a=25^{\circ}\text{C}$  unless otherwise specified)

Symbol	Parameter	Value	Unit
$V_{CC}$	Supply Voltage	50	V
$V_{IN}$	Input Voltage	-5~+30	V
$I_o$	Output Current	100	mA
$I_{C(MAX)}$		100	mA
$P_D$	Power Dissipation	150	mW
$T_J, T_{stg}$	Operation Junction and Storage Temperature Range	-55~+150	$^{\circ}\text{C}$

ELECTRICAL CHARACTERISTICS ( $T_a=25^{\circ}\text{C}$  unless otherwise specified)

Parameter	Symbol	Test conditions	Min	Typ	Max	Unit
Input voltage	$V_{I(off)}$	$V_{CC}=5V, I_o=100\mu A$	0.5			V
	$V_{I(on)}$	$V_o=0.3V, I_o=5mA$			1.3	V
Output voltage	$V_{O(on)}$	$I_o=5mA, I_i=0.25mA$			0.3	V
Input current	$I_i$	$V_i=5V$			1.8	mA
Output current	$I_{O(off)}$	$V_{CC}=50V, V_i=0$			0.5	$\mu A$
DC current gain	$G_1$	$V_o=5V, I_o=10mA$	80			
Input resistance	$R_1$	-	3.29		6.11	K $\Omega$
Resistance ratio	$R_2/R_1$		8		12	
Transition frequency	$f_T$	$V_o=10V, I_o=5mA, f=100MHz$		250		MHz

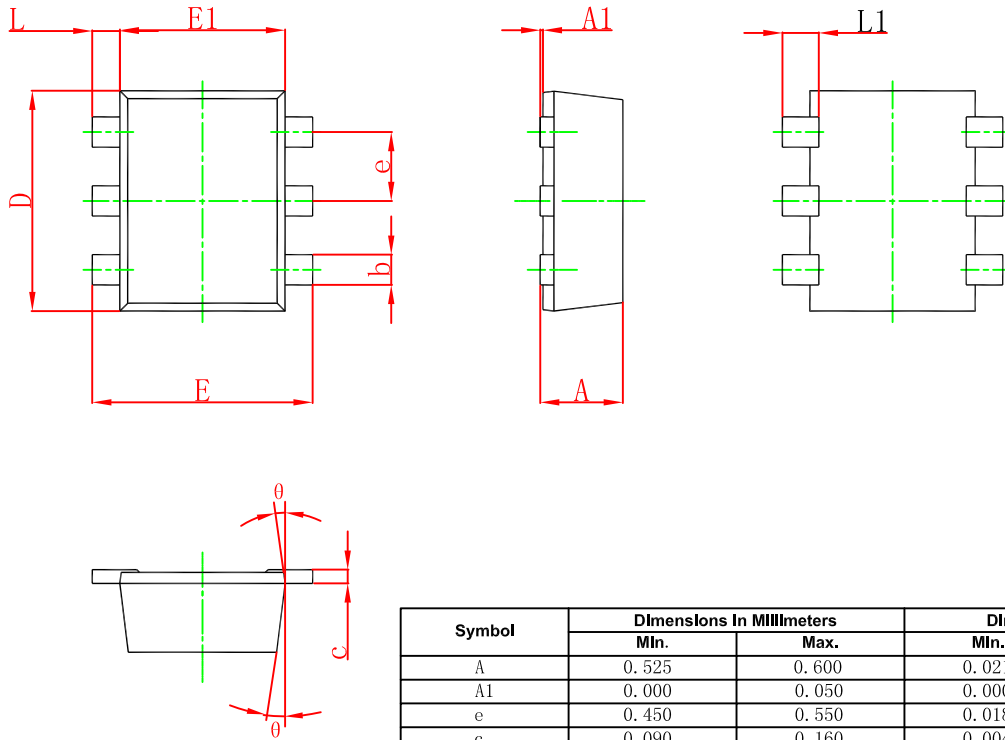
DTr2 Absolute maximum ratings( $T_a=25^{\circ}\text{C}$  unless otherwise specified)

Symbol	Parameter	Value	Unit
$V_{CC}$	Supply Voltage	-50	V
$V_{IN}$	Input Voltage	-30~+5	V
$I_O$	Output Current	-100	mA
$I_{C(MAX)}$		-100	mA
$P_D$	Power Dissipation	150	mW
$T_J, T_{stg}$	Operation Junction and Storage Temperature Range	-55~+150	$^{\circ}\text{C}$

Electrical characteristics ( $T_a=25^{\circ}\text{C}$  unless otherwise specified)

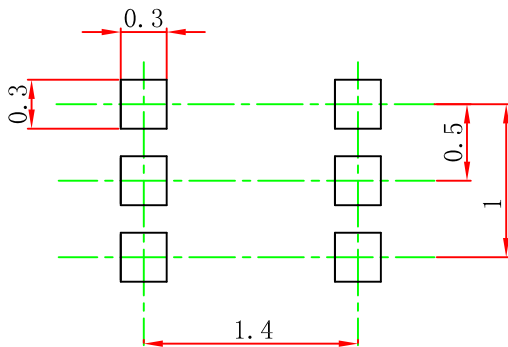
Parameter	Symbol	Test conditions	Min	Typ	Max	Unit
Input voltage	$V_{I(off)}$	$V_{CC}=-5V, I_O=-100\mu A$	-0.5			V
	$V_{I(on)}$	$V_O=-0.3V, I_O=-5mA$			-1.3	V
Output voltage	$V_{O(on)}$	$I_O=-5mA, I_I=-0.25mA$			-0.3	V
Input current	$I_I$	$V_I=-5V$			-1.8	mA
Output current	$I_{O(off)}$	$V_{CC}=-50V, V_I=0$			-0.5	$\mu A$
DC current gain	$G_I$	$V_O=-5V, I_O=-10mA$	80			
Input resistance	$R_1$	-	3.29		6.11	K $\Omega$
Resistance ratio	$R_2/ R_1$		8		12	
Transition frequency	$f_T$	$V_O=-10V, I_O=-5mA, f=100MHz$		250		MHz

## SOT-563 Package Outline Dimensions



Symbol	Dimensions In Millimeters		Dimensions In Inches	
	Min.	Max.	Min.	Max.
A	0.525	0.600	0.021	0.024
A1	0.000	0.050	0.000	0.002
e	0.450	0.550	0.018	0.022
c	0.090	0.160	0.004	0.006
D	1.500	1.700	0.059	0.067
b	0.170	0.270	0.007	0.011
E1	1.100	1.300	0.043	0.051
E	1.500	1.700	0.059	0.067
L	0.100	0.300	0.004	0.012
L1	0.200	0.400	0.008	0.016
$\theta$	7 °REF.		7 °REF.	

## SOT-563 Suggested Pad Layout



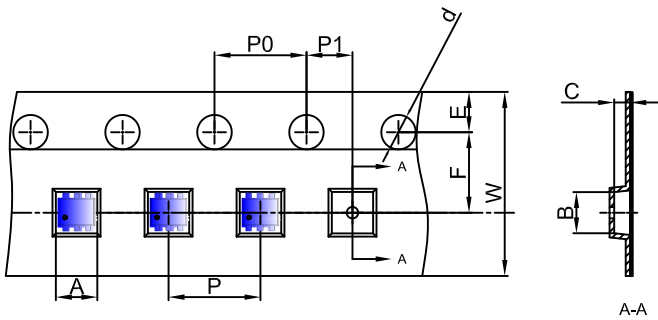
- Note:
1. Controlling dimension: in millimeters.
  2. General tolerance:  $\pm 0.05\text{mm}$ .
  3. The pad layout is for reference purposes only.

### NOTICE

JSCJ reserves the right to make modifications, enhancements, improvements, corrections or other changes without further notice to any product herein. JSCJ does not assume any liability arising out of the application or use of any product described herein.

# SOT-563 Tape and Reel

## SOT-563 Embossed Carrier Tape

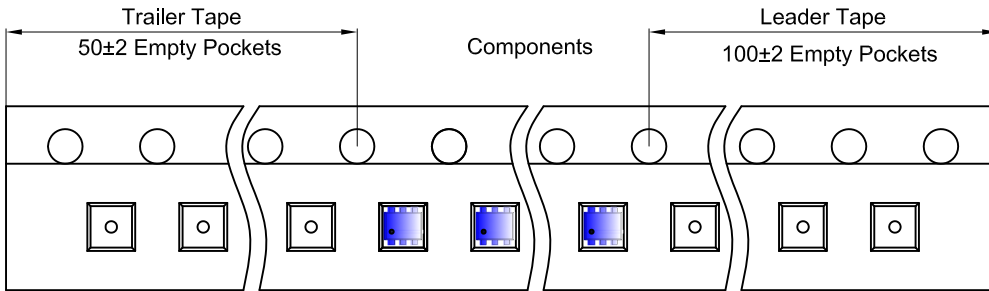


### Packaging Description:

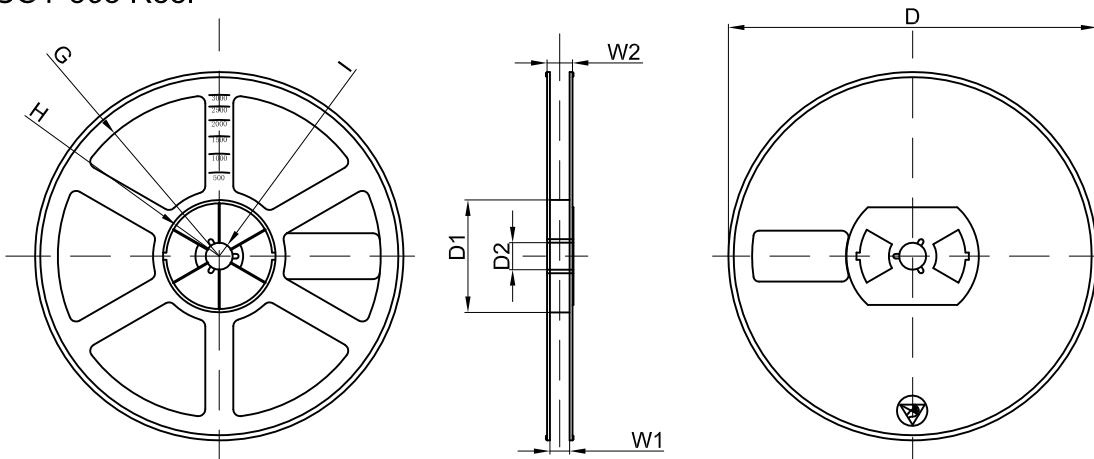
SOT-563 parts are shipped in tape. The carrier tape is made from a dissipative (carbon filled) polycarbonate resin. The cover tape is a multilayer film (Heat Activated Adhesive in nature) primarily composed of polyester film, adhesive layer, sealant, and anti-static sprayed agent. These reeled parts in standard option are shipped with 3,000 units per 7" or 17.8cm diameter reel. The reels are clear in color and is made of polystyrene plastic (anti-static coated).

Dimensions are in millimeter										
Pkg type	A	B	C	d	E	F	P0	P	P1	W
SOT-563	1.78	1.78	0.69	Ø1.50	1.75	3.50	4.00	4.00	2.00	8.00

## SOT-563 Tape Leader and Trailer



## SOT-563 Reel



Dimensions are in millimeter								
Reel Option	D	D1	D2	G	H	I	W1	W2
7"Dia	Ø178.00	54.40	13.00	R78.00	R25.60	R6.50	9.50	12.30

REEL	Reel Size	Box	Box Size(mm)	Carton	Carton Size(mm)	G.W.(kg)
3000 pcs	7 inch	45,000 pcs	203×203×195	180,000 pcs	438×438×220	

## X-ON Electronics

Largest Supplier of Electrical and Electronic Components

*Click to view similar products for* [Bipolar Transistors - BJT category:](#)

*Click to view products by* [Changjing Electronics Technology manufacturer:](#)

Other Similar products are found below :

[BC559C](#) [MCH4017-TL-H](#) [MMBT-2369-TR](#) [BC546/116](#) [NJVMJD148T4G](#) [NTE16](#) [NTE195A](#) [IMX9T110](#) [2N4401-A](#) [2N6728](#) [2SA1419T-TD-H](#) [2SB1204S-TL-E](#) [2SC5488A-TL-H](#) [FMC5AT148](#) [2N2369ADCSM](#) [2N2907A](#) [2N3904-NS](#) [2N5769](#) [2SC4618TLN](#) [CPH6501-TL-E](#) [US6T6TR](#) [BAX18/A52R](#) [BC556/112](#) [IMZ2AT108](#) [MMST8098T146](#) [MCH6102-TL-E](#) [BC846B-13-F](#) [2N3879](#) [30A02MH-TL-E](#) [NTE13](#) [NTE282](#) [NTE323](#) [NTE350](#) [NTE81](#) [JANTX2N2920L](#) [JANSR2N2907AUB](#) [CMLT3946EG TR](#) [SNSS40600CF8T1G](#) [CMLT3906EG TR](#) [GRP-DATA-JANS2N2907AUB](#) [GRP-DATA-JANS2N2222AUA](#) [MMDT3946FL3-7](#) [2N4240](#) [JANS2N3019](#) [MSB30KH-13](#) [2N2221AUB](#) [2SD1815T-TL-E](#) [2N6678](#) [2N2907Ae4](#) [JAN2N3507](#)