



## 6GBJ Plastic-Encapsulate Bridge Rectifier

### GBJ25005 THRU GBJ2510

General Purpose Bridge Rectifier

#### Features

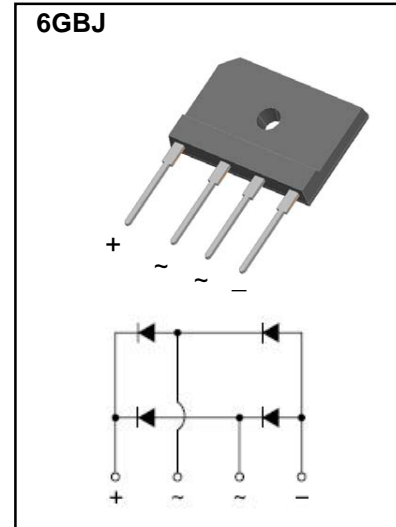
- $I_o$  25A
- $V_{RRM}$  50V-1000V
- High surge current capability
- Glass passivated chip

#### Applications

- General purpose 1 phase Bridge rectifier applications

#### Marking

- GBJ25XX
- XX : From 005 To 10



#### Limiting Values (Absolute Maximum Rating)

Item	Symbol	Unit	Conditions	GBJ25						
				005	01	02	04	06	08	10
Repetitive Peak Reverse Voltage	$V_{RRM}$	V		50	100	200	400	600	800	1000
Average Rectified Output Current	$I_o$	A	60Hz sine wave, R-load	With heatsink $T_c = 100^\circ\text{C}$						
				Without heatsink $T_a = 25^\circ\text{C}$						
Surge(Non-repetitive)Forward Current	$I_{FSM}$	A	60Hz sine wave, 1 cycle, $T_j = 25^\circ\text{C}$	350						
Current Squared Time	$I^2t$	$\text{A}^2\text{S}$	$1\text{ms} \leq t < 8.3\text{ms}$ $T_j = 25^\circ\text{C}$ , Rating of per diode	508						
Storage Temperature	$T_{stg}$	$^\circ\text{C}$		-55 ~ +150						
Junction Temperature	$T_j$	$^\circ\text{C}$		-55 ~ +150						
Dielectric Strength	$V_{dis}$	KV	Terminals to case, AC 1 minute	2.5						
Mounting Torque	Tor	$\text{kg} \cdot \text{cm}$	Recommend torque: $5\text{kg} \cdot \text{cm}$	8						

#### Electrical Characteristics ( $T_a = 25^\circ\text{C}$ Unless otherwise specified)

Item	Symbol	Unit	Test Condition	Max
Peak Forward Voltage	$V_{FM}$	V	$I_{FM} = 12.5\text{A}$ , Pulse measurement, Rating of per diode	1.0
Peak Reverse Current	$I_{RRM}$	$\mu\text{A}$	$V_{RM} = V_{RRM}$ , Pulse measurement, Rating of per diode	10
Thermal Resistance	$R_{\theta J-A}$	$^\circ\text{C/W}$	Between junction and ambient, Without heatsink	22
	$R_{\theta J-C}$		Between junction and case, With heatsink	0.6

# Typical Characteristics

FIG.1-MAXIMUM FORWARD SURGE CURRENT

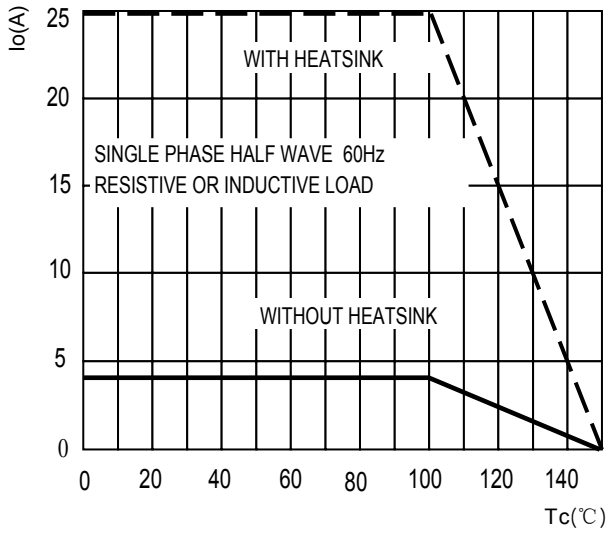


FIG.2-MAXIMUM NON-REPETITIVE SURGE CURRENT

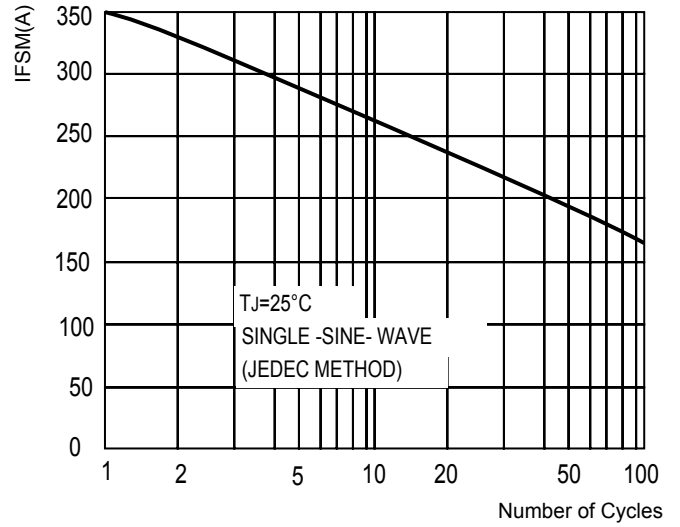


FIG.3-TYPICAL FORWARD CHARACTERISTICS

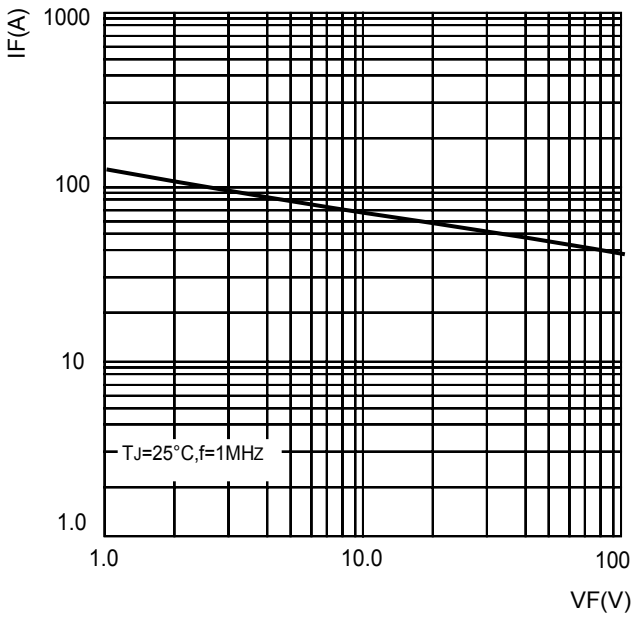


FIG.4-TYPICAL REVERSE CHARACTERISTICS

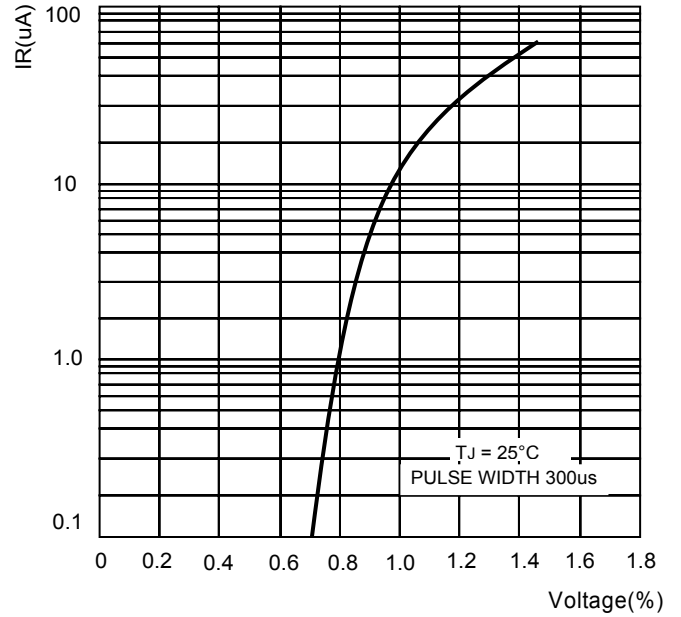
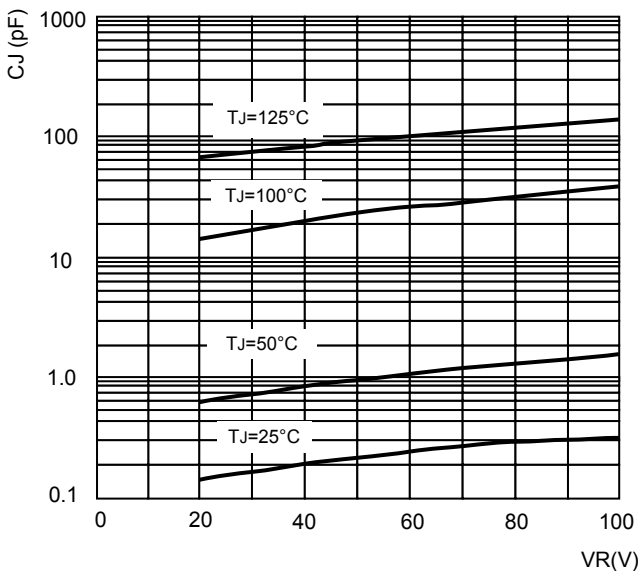
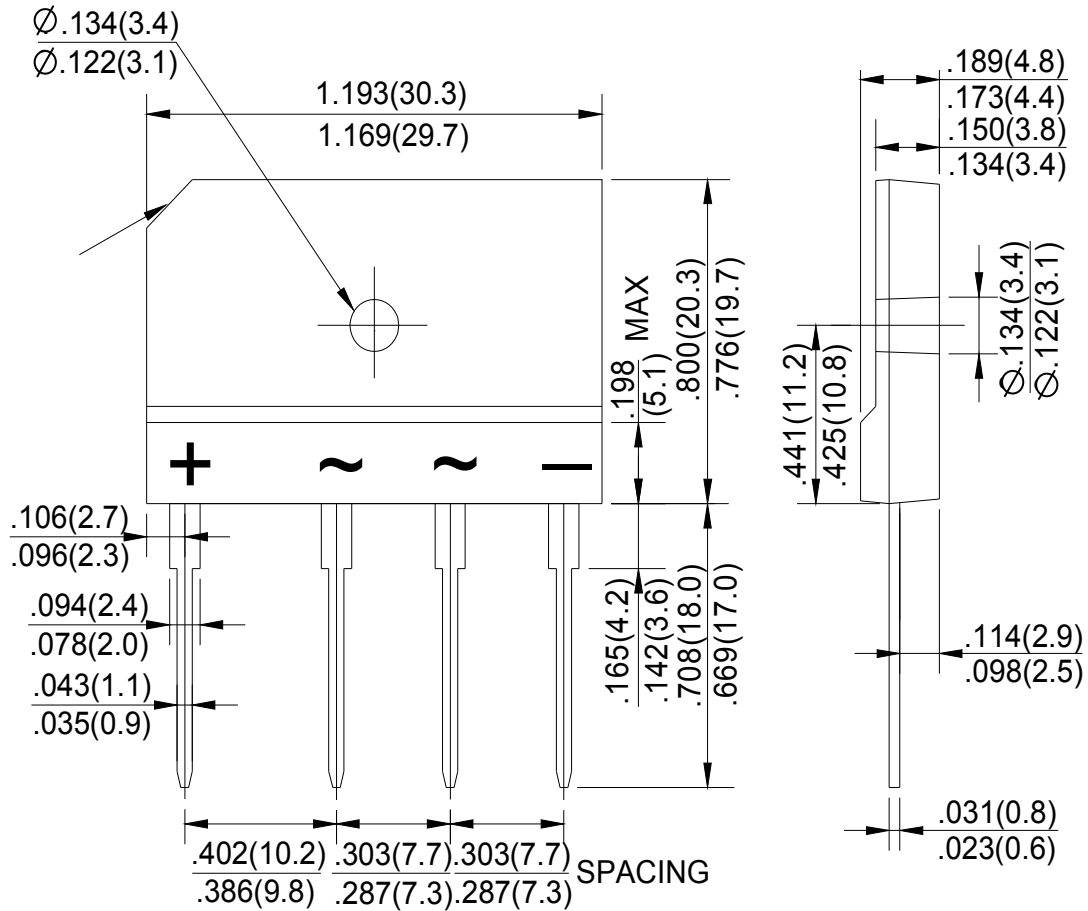


FIG.5-TYPICAL JUNCTION CAPACITANCE



# 6GBJ Package Outline Dimensions



Dimensions in inches and (millimeters)

## NOTICE

JSCJ reserves the right to make modifications, enhancements, improvements, corrections or other changes without further notice to any product herein. JSCJ does not assume any liability arising out of the application or use of any product described herein.

## X-ON Electronics

Largest Supplier of Electrical and Electronic Components

*Click to view similar products for [Bridge Rectifiers](#) category:*

*Click to view products by [Changjing Electronics Technology](#) manufacturer:*

Other Similar products are found below :

[MB252](#) [MB356G](#) [MB358G](#) [GBJ1504-BP](#) [GBU10B-BP](#) [GBU15K-BP](#) [GBU4A-BP](#) [GBU4D-BP](#) [DB101-BP](#) [DF01](#) [DF10SA-E345](#) [KBPC50-10S](#) [RS405GL-BP](#) [GBJ1502-BP](#) [GBU6M](#) [TB102M](#) [MB1510](#) [MB86](#) [TL401G](#) [MDA920A2](#) [TU602](#) [TU810](#) [MP5010W-BP](#) [MP501W-BP](#) [MP502-BP](#) [KBPC25-02](#) [VBO160-12NO7](#) [VS-110MT120KPBF](#) [VS-60MT80KPBF](#) [DB105-BP](#) [DF1510S](#) [VS-40MT160PAPBF](#) [GBU4G-BP](#) [GSIB15A80-E3/45](#) [DB104-BP](#) [D3SB60](#) [TB354](#) [GBJ2504-BP](#) [26MB100A](#) [B1S-G](#) [VS-40MT160KPBF](#) [VUO162-16NO7](#) [ABS10-G](#) [GBU6B-BP](#) [GBJ1508-BP](#) [BR5010-G](#) [ABS6-G](#) [B125C800G-E4/51](#) [MSB15MH-13](#) [LBS10-13](#)