



**GBP Plastic-Encapsulate Bridge Rectifier**

**GBP3005 THRU GBP310**

General Purpose Bridge Rectifier

**Features**


- I<sub>o</sub> 3A
- VRRM 50V-1000V
- High surge current capability
- Glass passivated chip

**Applications**

- General purpose 1 phase Bridge rectifier applications

**Marking**

- GBP3XX
- XX : From 005 To 10



**Limiting Values (Absolute Maximum Rating)**

Item	Symbol	Unit	Conditions	GBP3						
				005	01	02	04	06	08	10
Repetitive Peak Reverse Voltage	V <sub>RRM</sub>	V		50	100	200	400	600	800	1000
Maximum RMS Voltage	V <sub>RMS</sub>	V		35	70	140	280	420	560	700
Average Rectified Output Current	I <sub>o</sub>	A	60Hz sine wave, R-load	T <sub>c</sub> =50°C		3.0				
Surge(Non-repetitive)Forward Current	I <sub>FSM</sub>	A	60Hz sine wave, 1 cycle, T <sub>j</sub> =25°C		75					
Current Squared Time	I <sup>2</sup> t	A <sup>2</sup> S	1ms ≤ t < 8.3ms T <sub>j</sub> =25°C, Rating of per diode		24					
Storage Temperature	T <sub>stg</sub>	°C	-55 ~+150							
Junction Temperature	T <sub>j</sub>	°C	-55 ~+150							

**Electrical Characteristics (T<sub>a</sub>=25°C Unless otherwise specified)**

Item	Symbol	Unit	Test Condition	Max
Peak Forward Voltage	V <sub>FM</sub>	V	I <sub>FM</sub> =3.0A, Pulse measurement, Rating of per diode	1.1
Peak Reverse Current	I <sub>RRM</sub>	μA	V <sub>RM</sub> =V <sub>RRM</sub> , Pulse measurement, Rating of per diode	10
Thermal Resistance	R <sub>θ J-A</sub>	°C/W	Between junction and ambient	47
	R <sub>θ J-C</sub>		Between junction and lead	10

# Typical Characteristics

FIG.1-FORWARD CURRENT DERATING CURVE

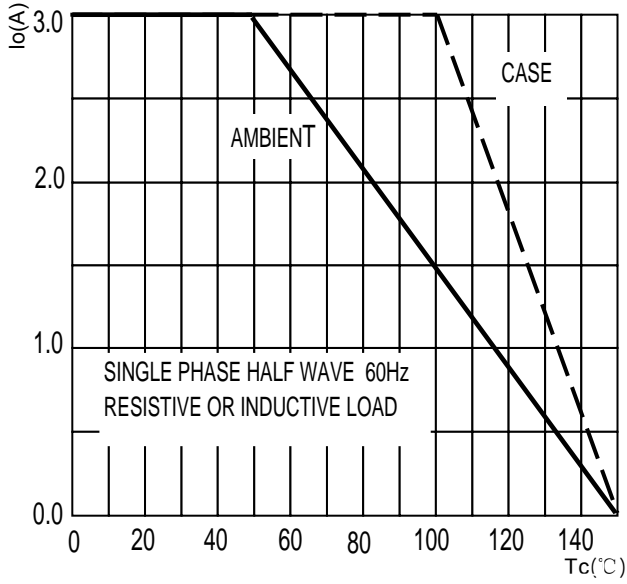


FIG.2-MAXIMUM NON-REPETITIVE SURGE CURRENT

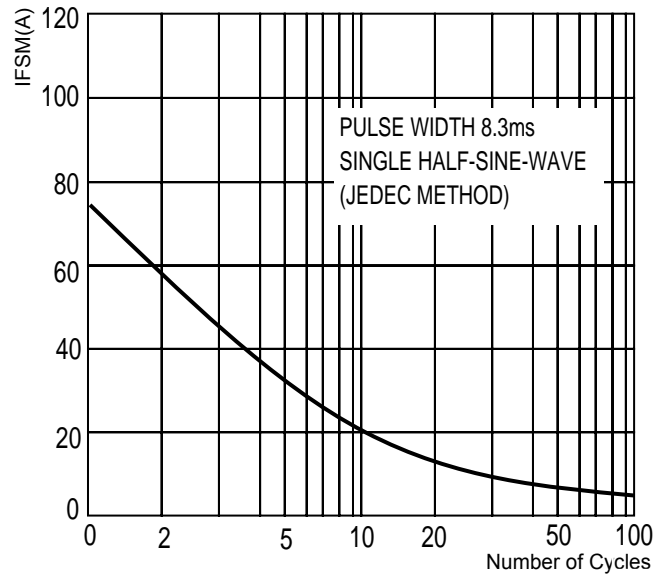


FIG.3-TYPICAL FORWARD CHARACTERISTICS

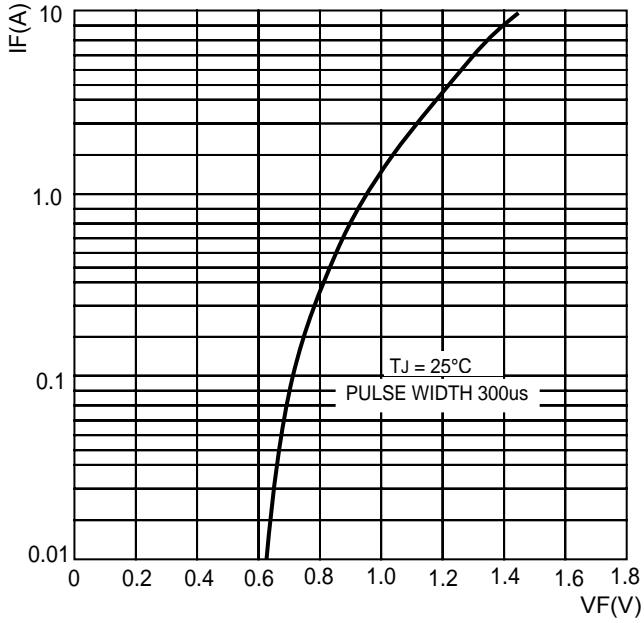
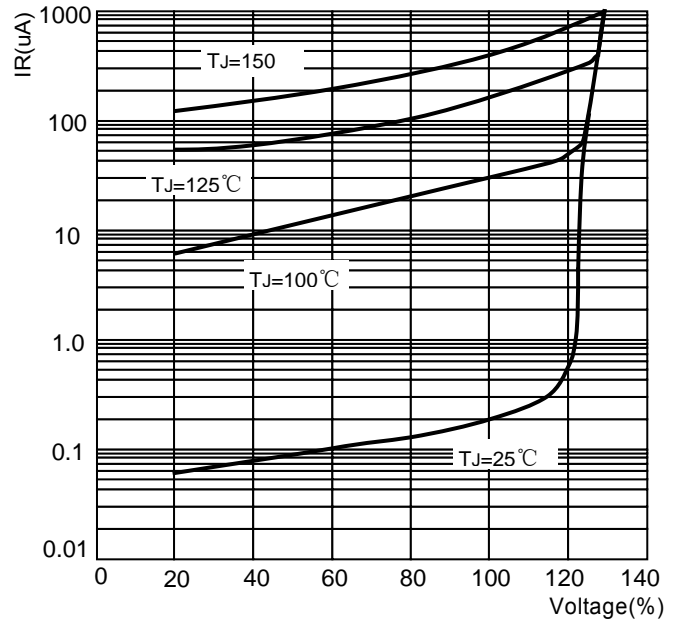
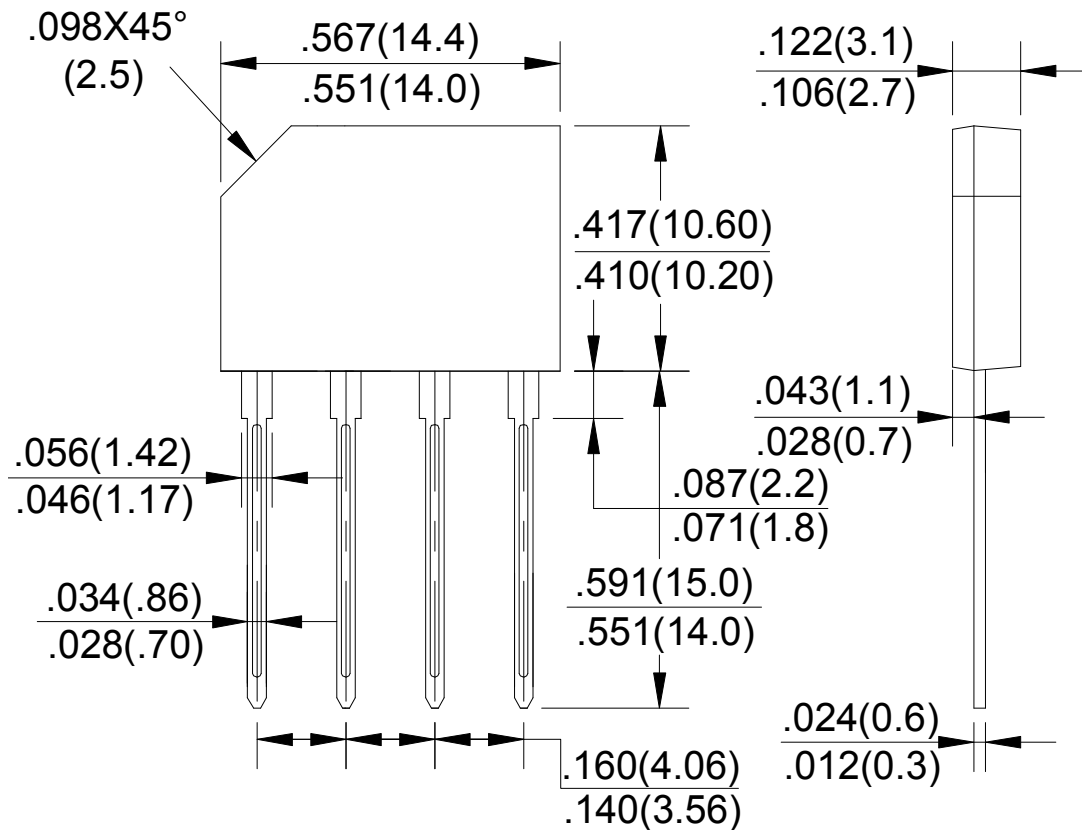
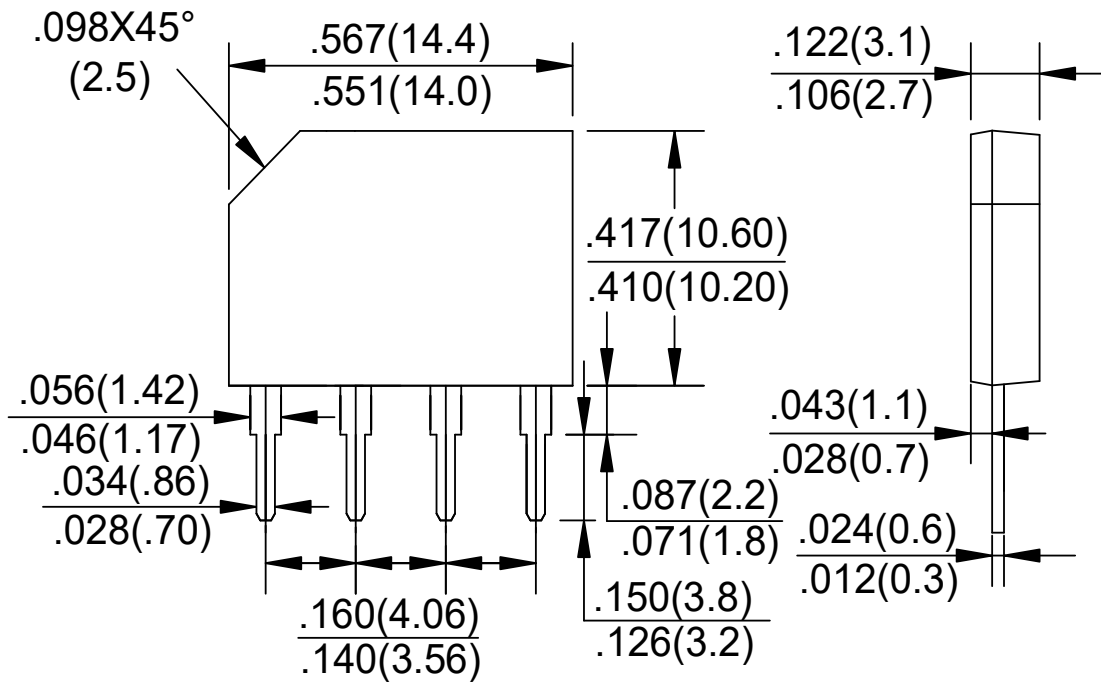


FIG.4-TYPICAL REVERSE CHARACTERISTICS



# GBP Package Outline Dimensions



Dimensions in inches and (millimeters)

## NOTICE

JSCJ reserves the right to make modifications, enhancements, improvements, corrections or other changes without further notice to any product herein. JSCJ does not assume any liability arising out of the application or use of any product described herein.

## X-ON Electronics

Largest Supplier of Electrical and Electronic Components

*Click to view similar products for [Bridge Rectifiers](#) category:*

*Click to view products by [Changjing Electronics Technology](#) manufacturer:*

Other Similar products are found below :

[MB2510](#) [MB252](#) [MB356G](#) [MB358G](#) [GBJ1504-BP](#) [GBU10B-BP](#) [GBU15K-BP](#) [GBU4A-BP](#) [GBU4D-BP](#) [GBU6B-E3/45](#) [DB101-BP](#) [DF01](#)  
[DF10SA-E345](#) [BU1508-E3/45](#) [BU1510-E3/45](#) [KBPC50-10S](#) [RS405GL-BP](#) [GBJ1502-BP](#) [GBU6M](#) [GSIB1520-E3/45](#) [36MB140A](#) [TB102M](#)  
[MB1510](#) [MB86](#) [TL401G](#) [MDA920A2](#) [TU602](#) [TU810](#) [MP5010W-BP](#) [MP501W-BP](#) [MP502-BP](#) [BR84DTP204](#) [BU1508-E3/51](#) [KBPC25-02](#)  
[VS-110MT120KPBF](#) [VS-2KBB60](#) [VS-60MT120KPBF](#) [VS-60MT80KPBF](#) [DB105-BP](#) [DF1510S](#) [VS-40MT160PAPBF](#) [VISKBU8K-E4/51](#)  
[36MT100](#) [GBU4G-BP](#) [GBU6B-E3/51](#) [DF15005S-E3/77](#) [GSIB15A80-E3/45](#) [DB104-BP](#) [D3SB60](#) [TB354](#)