



## JBF Plastic-Encapsulate Bridge Rectifier

### JBF310 General Purpose Bridge Rectifier

#### Features

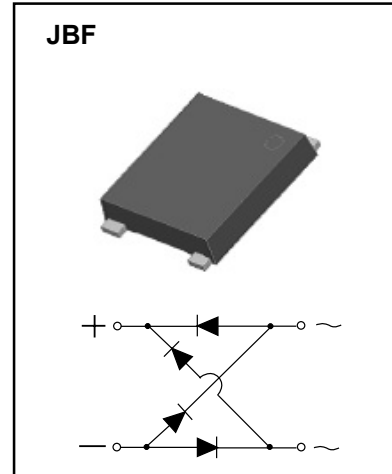
- $I_{F(AV)}$  3A
- $V_{RRM}$  1000V
- High surge current capability
- Glass passivated chip

#### Applications

- General purpose 1 phase Bridge rectifier applications

#### Marking

- JBF310



#### Limiting Values (Absolute Maximum Rating)

Item	Symbol	Unit	Conditions	JBF310
Repetitive Peak Reverse Voltage	$V_{RRM}$	V		1000
Maximum RMS Voltage	$V_{RMS}$	V		700
Maximum DC Blocking Voltage	$V_{DC}$	V		1000
Average Rectified Output Current	$I_o$	A	60Hz sine wave, R-load, $T_L=110^{\circ}C$ On alumina substrate	3.0
Surge(Non-repetitive)Forward Current	$I_{FSM}$	A	8.3ms sine wave, 1 cycle, $T_J=25^{\circ}C$	90
Current Squared Time	$I^2t$	$A^2S$	$1ms \leq t < 8.3ms$ $T_J=25^{\circ}C$ , Rating of per diode	33.6
Operation Junction and Storage Temperature Range	$T_J, T_{stg}$	$^{\circ}C$		-55 ~+150

#### Electrical Characteristics ( $T=25^{\circ}C$ Unless otherwise specified)

Item	Symbol	Unit	Test Condition	JBF310
Maximum Peak Forward Voltage	$V_{FM}$	V	$I_{FM}=3.0A$ , Pulse measurement, Rating of per diode	1.0
Maximum Peak Reverse Current	$I_{RRM}$	$\mu A$	$V_{RM}=V_{RRM}$ , $T_J=25^{\circ}C$	5
			$V_{RM}=V_{RRM}$ , $T_J=125^{\circ}C$	500
Typical junction capacitance	$C_J$	pF	Measured at 1MHz and applied reverse voltage of 4.0V D.C.	35
Thermal Resistance	$R_{\theta J-A}$	$^{\circ}C/W$	Between junction and ambient, On alumina substrate	55
	$R_{\theta J-C}$		Between junction and case	10
	$R_{\theta J-L}$		Between junction and lead	15

# Typical Characteristics

FIG.1: FORWARD CURRENT DERATING CURVE

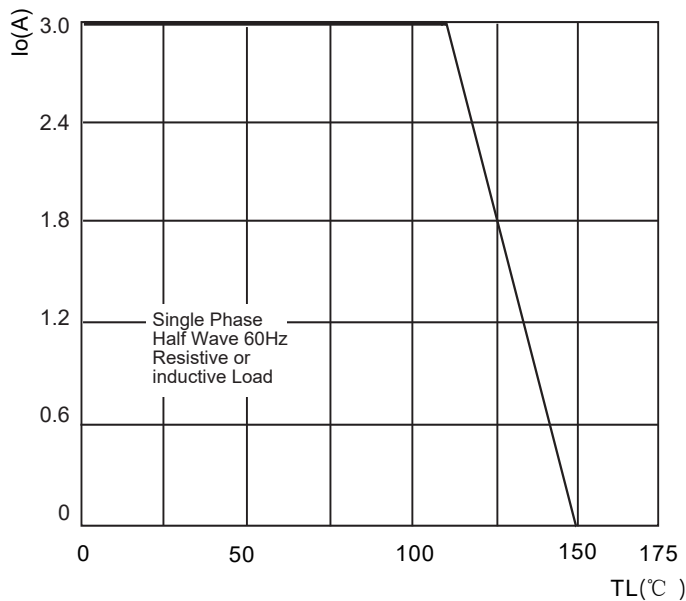


FIG.2: MAXIMUM NON-REPETITIVE FORWARD SURGE CURRENT

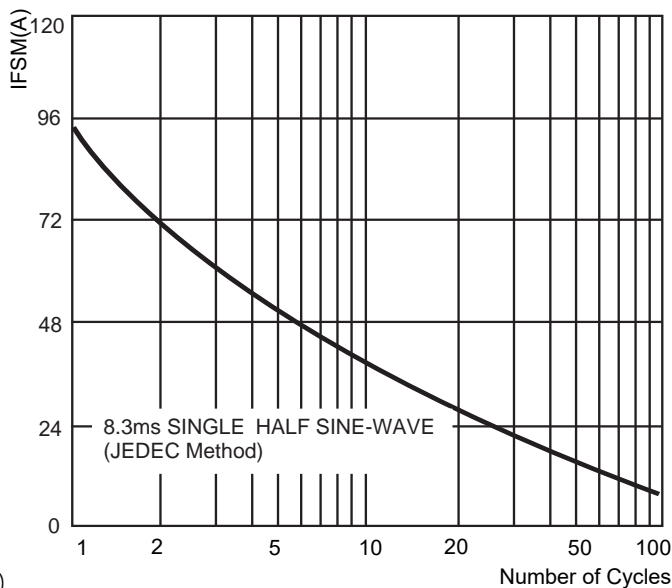


FIG.3: TYPICAL FORWARD CHARACTERISTICS

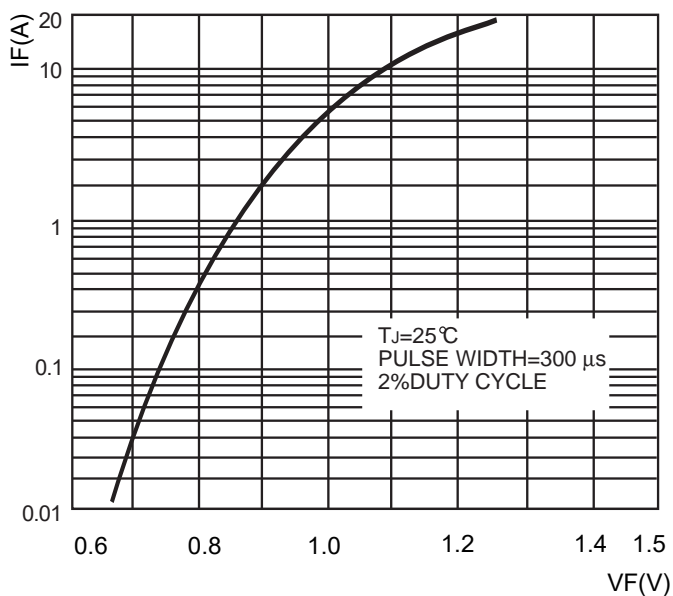
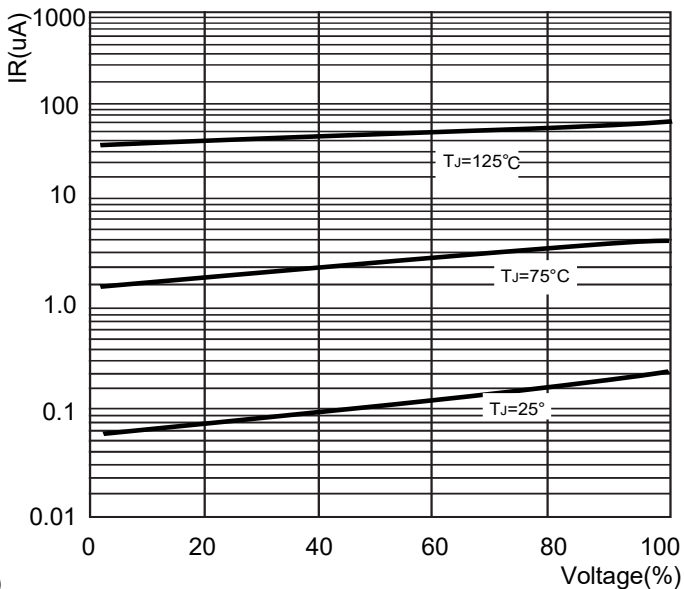
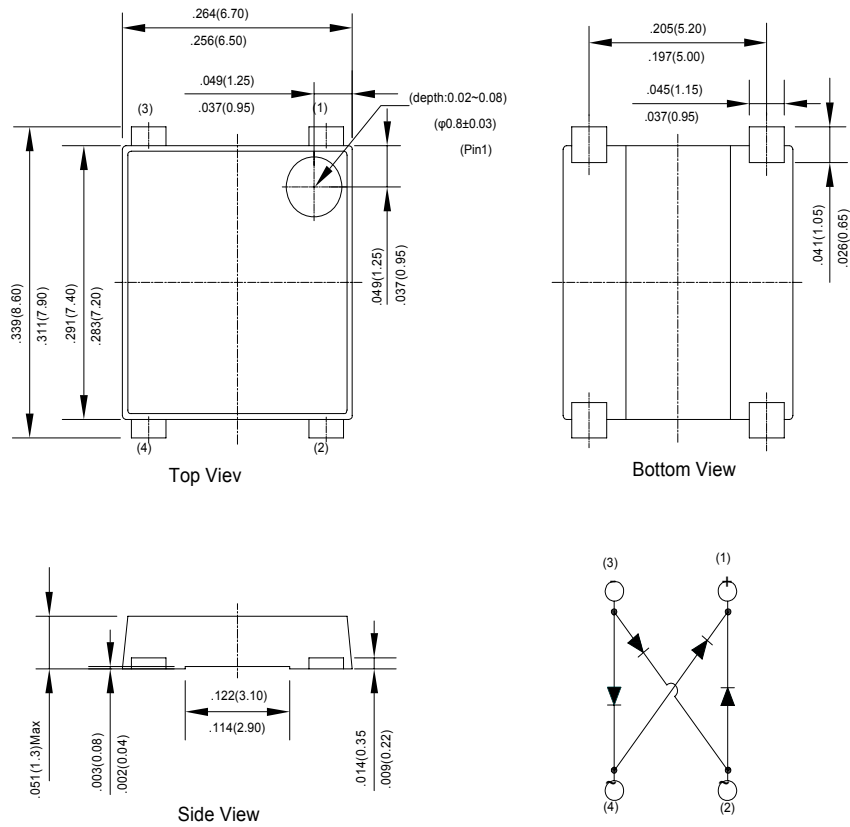


FIG.4: TYPICAL REVERSE CHARACTERISTICS

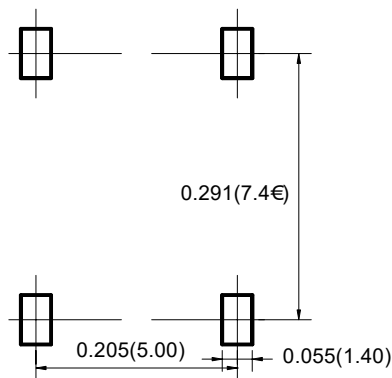


# JBF Package Outline Dimensions



Dimensions in inches and (millimeters)

# JBF Suggested Pad Layout



**Note:**

1. Controlling dimension: in millimeters.
2. General tolerance:  $\pm 0.05$  mm.
3. The pad layout is for reference purposes only.

**NOTICE**

JSCJ reserves the right to make modifications, enhancements, improvements, corrections or other changes without further notice to any product herein. JSCJ does not assume any liability arising out of the application or use of any product described herein.

## X-ON Electronics

Largest Supplier of Electrical and Electronic Components

*Click to view similar products for [Bridge Rectifiers](#) category:*

*Click to view products by [Changjing Electronics Technology](#) manufacturer:*

Other Similar products are found below :

[MB2510](#) [MB252](#) [MB356G](#) [MB358G](#) [GBJ1504-BP](#) [GBU10B-BP](#) [GBU15K-BP](#) [GBU4A-BP](#) [GBU4D-BP](#) [GBU6B-E3/45](#) [DB101-BP](#) [DF01](#)  
[DF10SA-E345](#) [BU1508-E3/45](#) [BU1510-E3/45](#) [KBPC50-10S](#) [RS405GL-BP](#) [GBJ1502-BP](#) [GBU6M](#) [GSIB1520-E3/45](#) [36MB140A](#) [TB102M](#)  
[MB1510](#) [MB86](#) [TL401G](#) [MDA920A2](#) [TU602](#) [TU810](#) [MP5010W-BP](#) [MP501W-BP](#) [MP502-BP](#) [BR84DTP204](#) [BU1508-E3/51](#) [KBPC25-02](#)  
[VS-110MT120KPBF](#) [VS-2KBB60](#) [VS-60MT120KPBF](#) [VS-60MT80KPBF](#) [DB105-BP](#) [DF1510S](#) [VS-40MT160PAPBF](#) [VISKBU8K-E4/51](#)  
[36MT100](#) [GBU4G-BP](#) [GBU6B-E3/51](#) [DF15005S-E3/77](#) [GSIB15A80-E3/45](#) [DB104-BP](#) [D3SB60](#) [TB354](#)