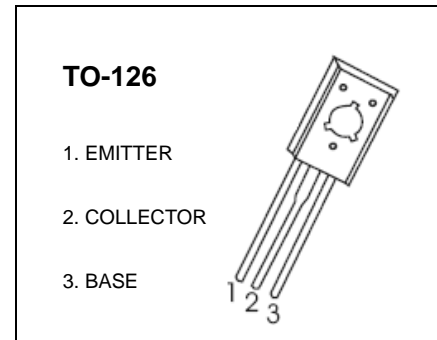


TO-126 Plastic-Encapsulate Transistors

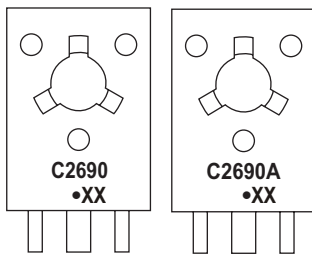
KSC2690 / KSC2690A TRANSISTOR (NPN)

FEATURES

- Audio Frequency Power Amplifier
- High Frequency Power Amplifier
- Complement to KSA1220/KSA1220A

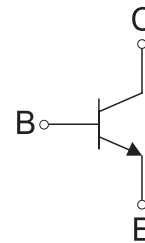


MARKING



C2690,C2690A=Device code
 Solid dot= Green molding compound device, if none, the normal device
 XX=Code

Equivalent Circuit



ORDERING INFORMATION

Part Number	Package	Packing Method	Pack Quantity
KSC2690	TO-126	Bulk	200pcs/Bag
KSC2690A	TO-126	Bulk	200pcs/Bag
KSC2690-TU	TO-126	Tube	60pcs/Tube
KSC2690A-TU	TO-126	Tube	60pcs/Tube

MAXIMUM RATINGS (T_a=25°C unless otherwise noted)

Symbol	Parameter	Value	Unit	
V _{CBO}	Collector-Base Voltage	KSC2690	120	V
		KSC2690A	160	V
V _{CEO}	Collector-Emitter Voltage	KSC2690	120	V
		KSC2690A	160	V
V _{EBO}	Emitter-Base Voltage	5	V	
I _C	Collector Current (DC)	1.2	A	
I _{CP}	Collector Current (PW ≤10ms,Duty Cycle ≤2 %)	2.5	A	
I _B	Base Current	0.3	A	
P _C	Collector Power Dissipation (T _a = 25 °C)	1.25	W	
	Collector Power Dissipation (T _c = 25 °C)	20	W	
T _J ,T _{stg}	Operation Junction and Storage Temperature Range	-55-150	°C	

ELECTRICAL CHARACTERISTICS

$T_a=25\text{ }^\circ\text{C}$ unless otherwise specified

Parameter	Symbol	Test conditions	Min	Typ	Max	Unit
Collector cut-off current	I_{CBO}	$V_{CB}=120\text{V}$, $I_E=0$			1	μA
Emitter cut-off current	I_{EBO}	$V_{EB}=3\text{ V}$, $I_C=0$			1	μA
DC current gain	$h_{FE(1)}$	$V_{CE}=5\text{V}$, $I_C=5\text{mA}$	35	105		
	$h_{FE(2)}$	$V_{CE}=5\text{V}$, $I_C=300\text{mA}$	60	140	320	
Collector-emitter saturation voltage	$V_{CE(sat)}$	$I_C=1\text{ A}$, $I_B=200\text{mA}^{(1)}$		0.4	0.7	V
Base-emitter saturation voltage	$V_{BE(sat)}$	$I_C=1\text{ A}$, $I_B=200\text{mA}^{(1)}$		1	1.3	V
Transition frequency	f_T	$V_{CE}=5\text{V}$, $I_C=200\text{mA}$		155		MHz
Collector output capacitance	C_{ob}	$V_{CB}=10\text{V}$, $I_E=0$, $f=1\text{MHz}$		19		pF

⁽¹⁾ Pulse Test : $PW \leq 350\text{ }\mu\text{s}$, Duty Cycle $\leq 2\%$

CLASSIFICATION OF $h_{FE(2)}$

Rank	R	O	Y
Range	60-120	100-200	160-320

TO-126 Package Outline Dimensions



Symbol	Dimensions In Millimeters		Dimensions In Inches	
	Min	Max	Min	Max
A	2.500	2.900	0.098	0.114
A1	1.100	1.500	0.043	0.059
b	0.660	0.860	0.026	0.034
b1	1.170	1.370	0.046	0.054
c	0.450	0.600	0.018	0.024
D	7.400	7.800	0.291	0.307
E	10.600	11.000	0.417	0.433
e	2.290 TYP		0.090 TYP	
e1	4.480	4.680	0.176	0.184
h	0.000	0.300	0.000	0.012
L	15.300	15.700	0.602	0.618
L1	2.100	2.300	0.083	0.091
P	3.900	4.100	0.154	0.161
Φ	3.000	3.200	0.118	0.126

X-ON Electronics

Largest Supplier of Electrical and Electronic Components

Click to view similar products for [Bipolar Transistors - BJT category](#):

Click to view products by [Changjing Electronics Technology manufacturer](#):

Other Similar products are found below :

[BC559C](#) [MCH4017-TL-H](#) [MMBT-2369-TR](#) [BC546/116](#) [NJVMJD148T4G](#) [NTE16](#) [NTE195A](#) [IMX9T110](#) [2N4401-A](#) [2N6728](#) [2SA1419T-TD-H](#) [2SB1204S-TL-E](#) [2SC5488A-TL-H](#) [FMC5AT148](#) [2N2369ADCSM](#) [2N2907A](#) [2N3904-NS](#) [2N5769](#) [2SC4618TLN](#) [CPH6501-TL-E](#) [US6T6TR](#) [BAX18/A52R](#) [BC556/112](#) [IMZ2AT108](#) [MMST8098T146](#) [MCH6102-TL-E](#) [BC846B-13-F](#) [2N3879](#) [30A02MH-TL-E](#) [NTE13](#) [NTE282](#) [NTE323](#) [NTE350](#) [NTE81](#) [JANTX2N2920L](#) [JANSR2N2907AUB](#) [CMLT3946EG TR](#) [SNSS40600CF8T1G](#) [CMLT3906EG TR](#) [GRP-DATA-JANS2N2907AUB](#) [GRP-DATA-JANS2N2222AUA](#) [MMDT3946FL3-7](#) [2N4240](#) [JANS2N3019](#) [MSB30KH-13](#) [2N2221AUB](#) [2SD1815T-TL-E](#) [2N6678](#) [2N2907Ae4](#) [JAN2N3507](#)