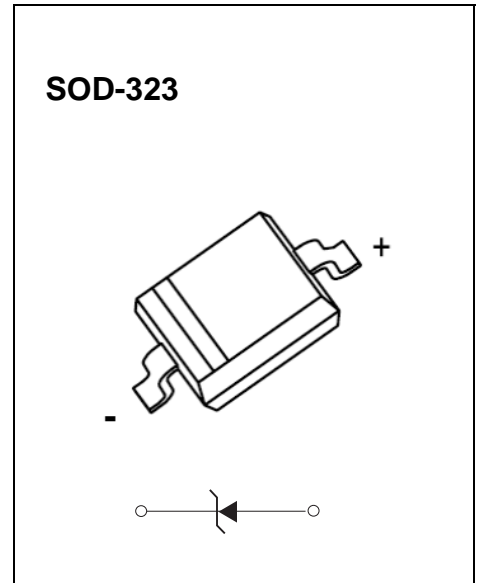


SOD-323 Plastic-Encapsulate Diodes

MMSZ5221BS-MMSZ5259BS ZENER DIODE

FEATURES

- Planar Die Construction
- Ultra-Small Surface Mount Package
- General purpose, Medium Current
- Ideally Suited for Automated Assembly Processes



Maximum Ratings($T_a=25^{\circ}\text{C}$ unless otherwise specified)

Characteristic	Symbol	Value	Unit
Forward Voltage (Note 2) @ $I_F = 10\text{mA}$	V_F	0.9	V
Power Dissipation(Note 1)	P_D	200	mW
Thermal Resistance, Junction to Ambient Air	$R_{\theta JA}$	625	$^{\circ}\text{C/W}$
Operation Junction and Storage Temperature Range	T_J, T_{stg}	-55~+150	

- Notes: 1. Device mounted on ceramic PCBS; 7.6 mm x 9.4 mm x 0.87 mm with pad areas 25 mm².
 2. Tested with pulses, $T_p \leq 1.0\text{ms}$.

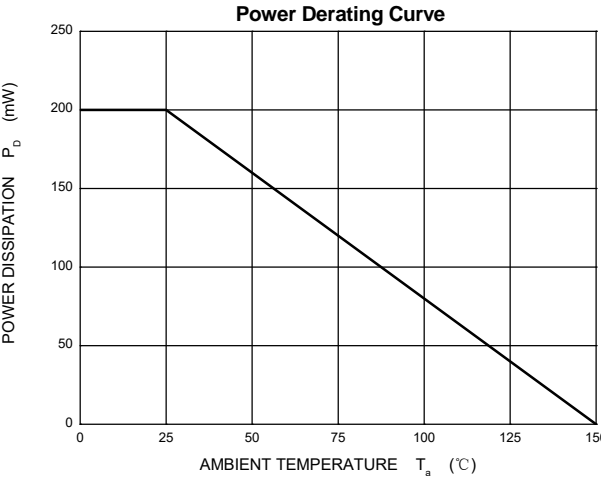
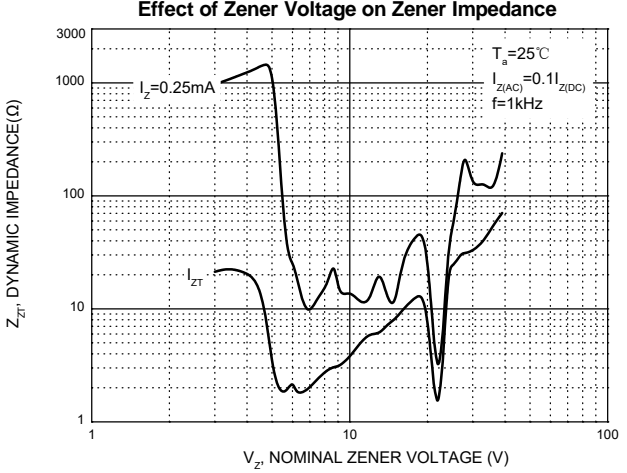
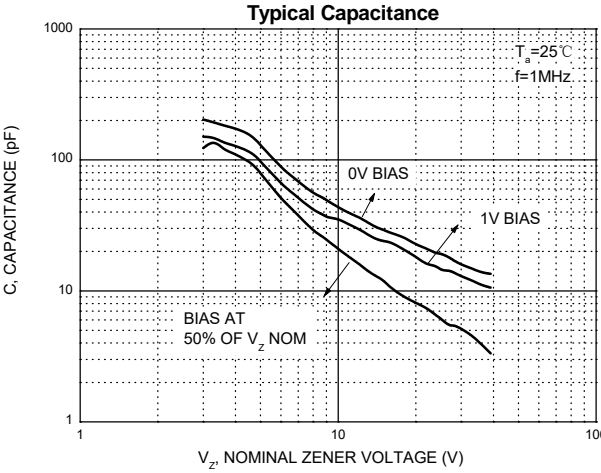
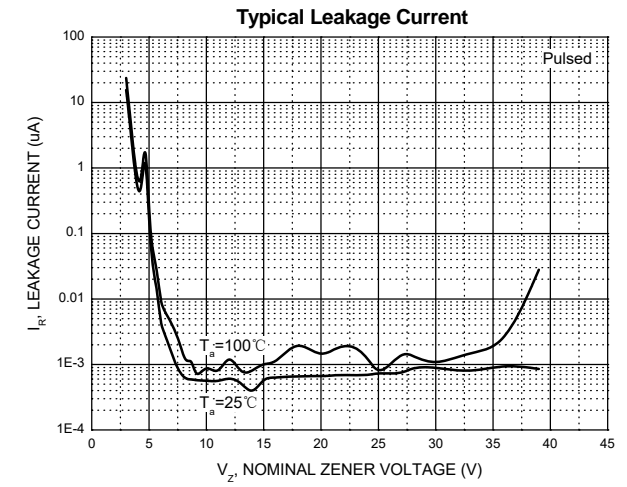
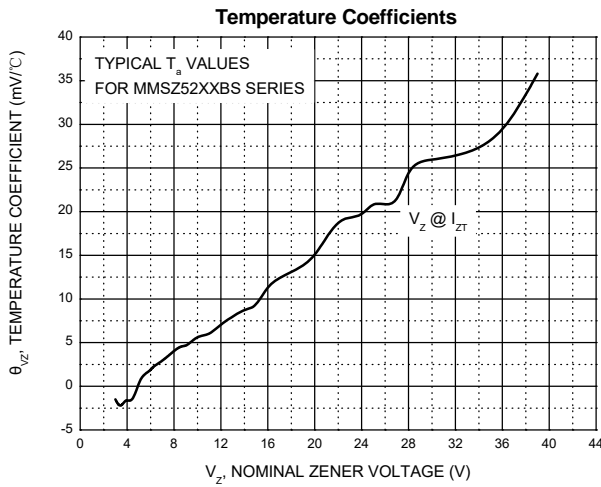
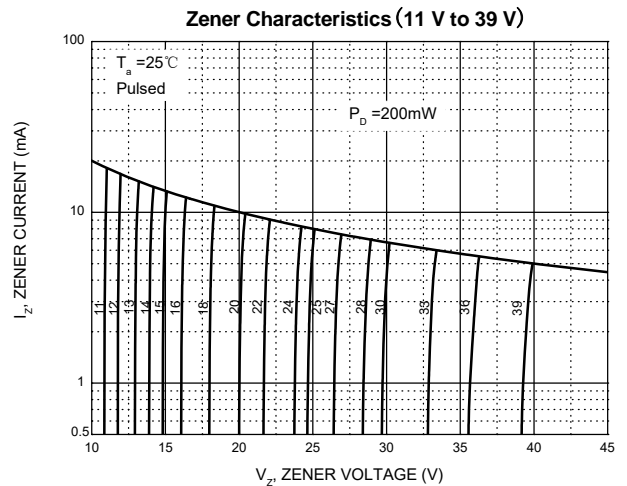
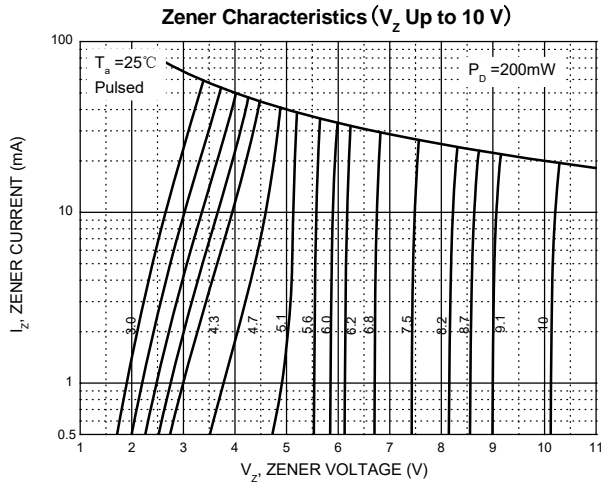
ELECTRICAL CHARACTERISTICS

T_a=25°C unless otherwise specified

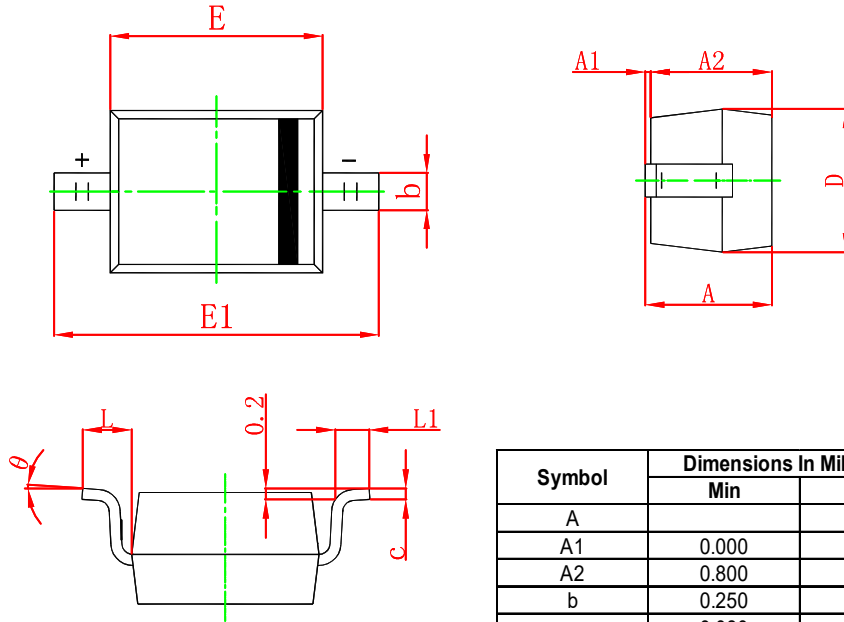
Type Number	Code	Zener Voltage Range (Note 2)				Maximum Zener Impedance (Note 4)			Maximum Reverse Current	
		V _Z @I _{ZT}			I _{ZT}	Z _{ZT} @I _{ZT}	Z _{ZK} @I _{ZK}	I _{ZK}	I _R	V _R
		Nom(V)	Min(V)	Max(V)	mA	Ω		mA	uA	V
MMSZ5221BS	C1	2.4	2.28	2.52	20	30	1200	0.25	100	1.0
MMSZ5223BS	C3	2.7	2.57	2.84	20	30	1300	0.25	75	1.0
MMSZ5225BS	C5	3.0	2.85	3.15	20	30	1600	0.25	50	1.0
MMSZ5226BS	G1	3.3	3.14	3.47	20	28	1600	0.25	25	1.0
MMSZ5227BS	G2	3.6	3.42	3.78	20	24	1700	0.25	15	1.0
MMSZ5228BS	G3	3.9	3.71	4.10	20	23	1900	0.25	10	1.0
MMSZ5229BS	G4	4.3	4.09	4.52	20	22	2000	0.25	5	1.0
MMSZ5230BS	G5	4.7	4.47	4.94	20	19	1900	0.25	5	2.0
MMSZ5231BS	E1	5.1	4.85	5.36	20	17	1600	0.25	5	2.0
MMSZ5232BS	E2	5.6	5.32	5.88	20	11	1600	0.25	5	3.0
MMSZ5233BS	E3	6.0	5.70	6.30	20	7	1600	0.25	5	3.5
MMSZ5234BS	E4	6.2	5.89	6.51	20	7	1000	0.25	5	4.0
MMSZ5235BS	E5	6.8	6.46	7.14	20	5	750	0.25	3	5.0
MMSZ5236BS	F1	7.5	7.13	7.88	20	6	500	0.25	3	6.0
MMSZ5237BS	F2	8.2	7.79	8.61	20	8	500	0.25	3	6.5
MMSZ5238BS	F3	8.7	8.27	9.14	20	8	600	0.25	3	6.5
MMSZ5239BS	F4	9.1	8.65	9.56	20	10	600	0.25	3	7.0
MMSZ5240BS	F5	10	9.50	10.50	20	17	600	0.25	3	8.0
MMSZ5241BS	H1	11	10.45	11.55	20	22	600	0.25	2.0	8.4
MMSZ5242BS	H2	12	11.40	12.60	20	30	600	0.25	1.0	9.1
MMSZ5243BS	H3	13	12.35	13.65	9.5	13	600	0.25	0.5	9.9
MMSZ5244BS	H4	14	13.30	14.70	9.0	15	600	0.25	0.1	10
MMSZ5245BS	H5	15	14.25	15.75	8.5	16	600	0.25	0.1	11
MMSZ5246BS	J1	16	15.20	16.80	7.8	17	600	0.25	0.1	12
MMSZ5248BS	J3	18	17.10	18.90	7.0	21	600	0.25	0.1	14
MMSZ5250BS	J5	20	19.00	21.00	6.2	25	600	0.25	0.1	15
MMSZ5251BS	K1	22	20.90	23.10	5.6	29	600	0.25	0.1	17
MMSZ5252BS	K2	24	22.80	25.20	5.2	33	600	0.25	0.1	18
MMSZ5253BS	K3	25	23.75	26.25	5.0	35	600	0.25	0.1	19
MMSZ5254BS	K4	27	25.65	28.35	5.0	41	600	0.25	0.1	21
MMSZ5255BS	K5	28	26.60	29.40	4.5	44	600	0.25	0.1	21
MMSZ5256BS	M1	30	28.50	31.50	4.2	49	600	0.25	0.1	23
MMSZ5257BS	M2	33	31.35	34.65	3.8	58	700	0.25	0.1	25
MMSZ5258BS	M3	36	34.20	37.80	3.4	70	700	0.25	0.1	27
MMSZ5259BS	M4	39	37.05	40.95	3.2	80	800	0.25	0.1	30

Typical Characteristics

Notes: Our company currently provide 3.0V-39V products only

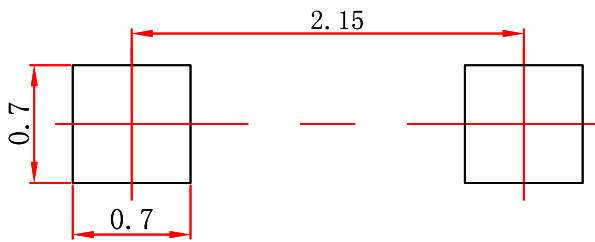


SOD-323 Package Outline Dimensions



Symbol	Dimensions In Millimeters		Dimensions In Inches	
	Min	Max	Min	Max
A		1.100		0.043
A1	0.000	0.100	0.000	0.004
A2	0.800	1.000	0.031	0.039
b	0.250	0.350	0.010	0.014
c	0.080	0.150	0.003	0.006
D	1.200	1.400	0.047	0.055
E	1.600	1.800	0.063	0.071
E1	2.500	2.750	0.098	0.108
L	0.475 REF		0.019 REF	
L1	0.250	0.400	0.010	0.016
θ	0°		8°	

SOD-323 Suggested Pad Layout



- Note:**
1. Controlling dimension: in millimeters.
 2. General tolerance: ± 0.05mm.
 3. The pad layout is for reference purposes only.

NOTICE

JSCJ reserves the right to make modifications, enhancements, improvements, corrections or other changes without further notice to any product herein. JSCJ does not assume any liability arising out of the application or use of any product described herein.

SOD-323 Tape and Reel

SOD-323 Embossed Carrier Tape

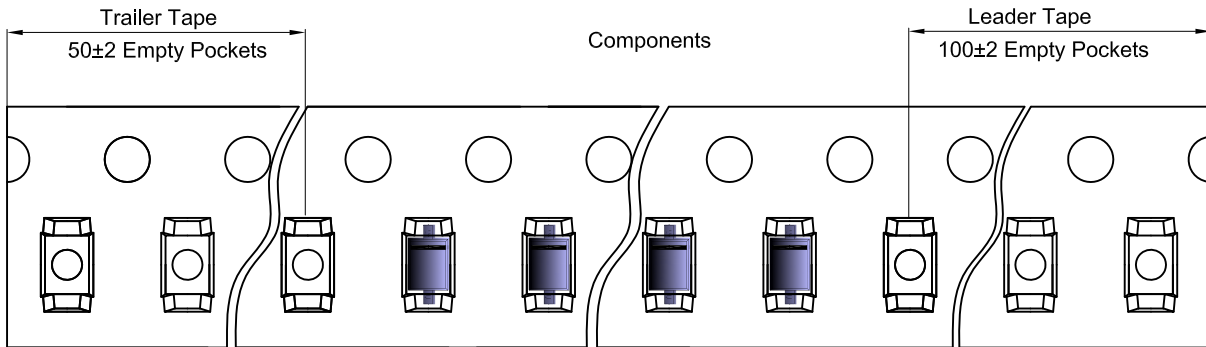


Packaging Description:

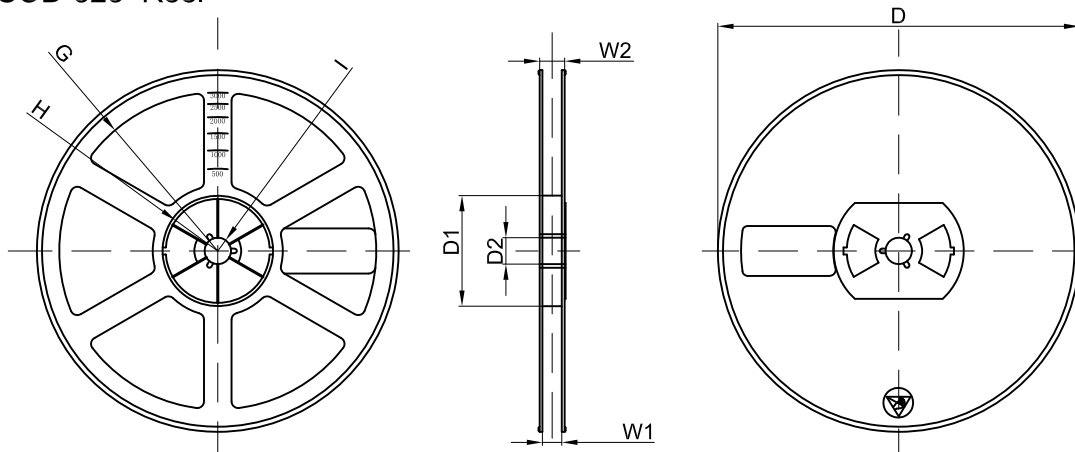
SOD-323 parts are shipped in tape. The carrier tape is made from a dissipative (carbon filled) polycarbonate resin. The cover tape is a multilayer film (Heat Activated Adhesive in nature) primarily composed of polyester film, adhesive layer, sealant, and anti-static sprayed agent. These reeled parts in standard option are shipped with 3,000 units per 7" or 17.8cm diameter reel. The reels are clear in color and is made of polystyrene plastic (anti-static coated).

Dimensions are in millimeter										
Pkg type	A	B	C	d	E	F	P0	P	P1	W
SOD-323	1.48	3.3	1.25	Ø1.50	1.75	3.50	4.00	4.00	2.00	8.00

SOD-323 Tape Leader and Trailer



SOD-323 Reel



Dimensions are in millimeter								
Reel Option	D	D1	D2	G	H	I	W1	W2
7" Dia	Ø178.00	54.40	13.00	R78.00	R25.60	R6.50	9.50	12.30

REEL	Reel Size	Box	Box Size(mm)	Carton	Carton Size(mm)	G.W.(kg)
3000 pcs	7 inch	45,000 pcs	203×203×195	180,000 pcs	438×438×220	

X-ON Electronics

Largest Supplier of Electrical and Electronic Components

Click to view similar products for [Zener Diodes](#) category:

Click to view products by [Changjing Electronics Technology](#) manufacturer:

Other Similar products are found below :

[RKZ13B2KG#P1](#) [DL5234B](#) [EDZTE6113B](#) [1N4682](#) [1N4691](#) [1N4693](#) [1N4732A](#) [1N4736A](#) [1N4750A](#) [1N4759ARL](#) [1N5241B](#) [1N5365B](#)
[1N5369B](#) [1N747A](#) [1N959B](#) [1N964B](#) [1N966B](#) [1N968B](#) [1N972B](#) [NTE5121A](#) [NTE5147A](#) [NTE5152A](#) [NTE5155A](#) [NTE5164A](#)
[JANS1N4974US](#) [1N4692](#) [1N4700](#) [1N4702](#) [1N4704](#) [1N4711](#) [1N4714](#) [1N4737A](#) [1N4745ARL](#) [1N4752A](#) [1N4752ARL](#) [1N4760ARL](#)
[1N5221B](#) [1N5236B](#) [1N5241BTR](#) [1N5242BTR](#) [1N5350B](#) [1N5352B](#) [1N961BRR1](#) [1N964BRL](#) [RKZ5.1BKU#P6](#) [3SMAJ5946B-TP](#)
[3SMAJ5950B-TP](#) [3SMBJ5925B-TP](#) [441774C](#) [BZX84C3V9](#)