



TO-220-2L Plastic-Encapsulate Diode

**MUR20H60L** HYPERFAST RECTIFIER,FRED

**MAIN CHARACTERISTICS**

<b>I<sub>O</sub></b>	<b>20A</b>
<b>V<sub>RRM</sub></b>	<b>600V</b>
<b>T<sub>rr</sub></b>	<b>24ns</b>
<b>T<sub>j</sub></b>	<b>175°C</b>
<b>V<sub>F(typ)</sub></b>	<b>1.1V(@T<sub>j</sub>=150°C)</b>


**FEATURES**

- Ultrafast Recovery Times and Low Recovery Loss
- Low Forward Voltage
- Low Reverse Leakage Current

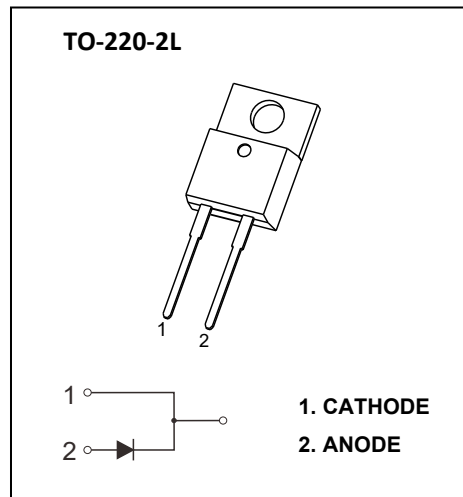
**APPLICATIONS**

Specifically designed to improve efficiency of PFC and output rectification stages of EV / HEV battery charging stations, booster stage of solar inverters and UPS applications, these devices are perfectly matched to operate with MOSFETs or high speed IGBTs.

**MARKING**



MUR20H60L = Device code  
 Solid dot = Green molding compound device  
 if none, the normal device  
 XXXX = Code



**MAXIMUM RATINGS ( T<sub>c</sub>=25°C unless otherwise noted )**

Symbol	Parameter	MUR20H60L	Unit
<b>V<sub>RRM</sub></b>	Peak Repetitive Reverse Voltage	600	V
<b>V<sub>R</sub></b>	DC Blocking Voltage		
<b>I<sub>F(AV)</sub></b>	Average Forward Current(T <sub>C</sub> =119°C)	20	A
<b>I<sub>F(RMS)</sub></b>	RMS Forward Current(T <sub>C</sub> =119°C)	28	A
<b>I<sub>FSM</sub></b>	Non-Repetitive Surge Forward Current (8.3ms)	300	A
<b>P<sub>D</sub></b>	Power dissipation	86	W
<b>R<sub>θJC</sub></b>	Thermal Resistance From Junction to Case	1.74	°C/W
<b>T<sub>j</sub></b>	Operating Junction Temperature Range	-55 ~ +175	°C
<b>T<sub>stg</sub></b>	Storage Temperature Range	-55 ~ +175	°C

# Typical Characteristics

## ELECTRICAL CHARACTERISTICS ( $T_c=25^\circ\text{C}$ unless otherwise specified)

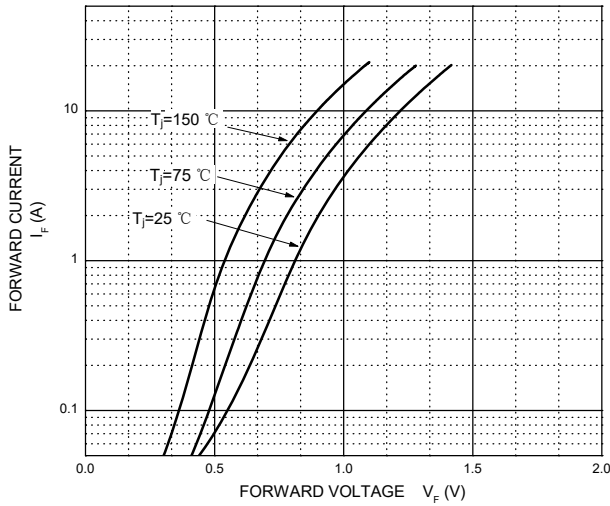
Symbol	Parameter	Test Conditions	Min.	Typ.	Max.	Unit
$V_{(BR)}$	Reverse Voltage	$I_R=100\mu\text{A}$	600			V
$I_R$	Reverse Current	$V_R=600\text{V}$	$T_j=25^\circ\text{C}$		10	$\mu\text{A}$
			$T_j=150^\circ\text{C}$		500	$\mu\text{A}$
$V_F$	Forward Voltage	$I_F=20\text{A}$	$T_j=25^\circ\text{C}$	1.41	1.6	V
			$T_j=150^\circ\text{C}$	1.1		V
$C_{tot}$	Total Capacitance	$V_R=200\text{V}, f=1\text{MHz}$		30		pF
trr	Reverse Recovery time	$I_F=0.5\text{A}, I_R=1\text{A}, I_{rr}=0.25\text{A}$		35		ns
		$I_F=1\text{A}, V_R=30\text{V}, di_F/dt=200\text{A}/\mu\text{s}$		24		ns

## ELECTRICAL CHARACTERISTICS ( $T_c=25^\circ\text{C}$ unless otherwise specified)

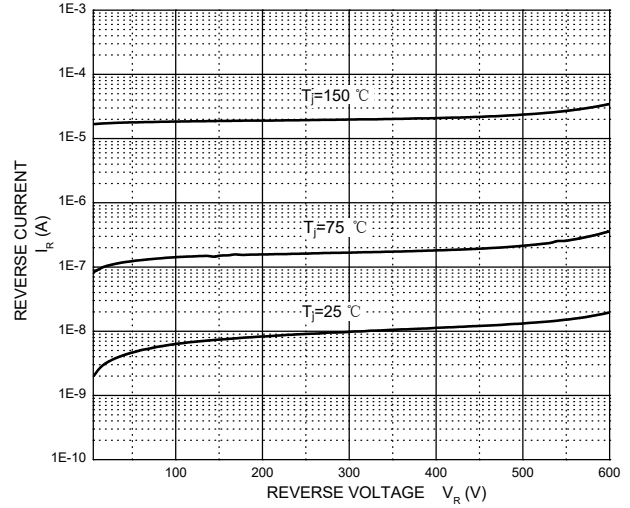
Symbol	Parameter	Test Conditions	Min.	Typ.	Max.	Unit
trr	Reverse Recovery Time	$I_F=20\text{A}, V_R=400\text{V}, di_F/dt=200\text{A}/\mu\text{s}$		72		ns
$I_{RRM}$	Max. Reverse Recovery Current			4.2		A
Qrr	Reverse Recovery Charge			183		nC
trr	Reverse Recovery Time	$I_F=20\text{A}, V_R=400\text{V}, di_F/dt=200\text{A}/\mu\text{s}, T_j=125^\circ\text{C}$		102		ns
$I_{RRM}$	Max. Reverse Recovery Current			9		A
Qrr	Reverse Recovery Charge			513		nC
trr	Reverse Recovery Time	$I_F=20\text{A}, V_R=400\text{V}, di_F/dt=600\text{A}/\mu\text{s}, T_j=125^\circ\text{C}$		59		ns
$I_{RRM}$	Max. Reverse Recovery Current			24		A
Qrr	Reverse Recovery Charge			770		nC

# Typical Characteristics

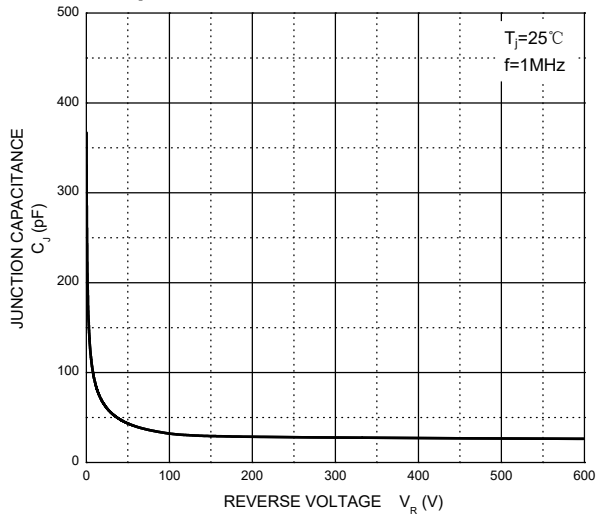
### Forward Characteristics



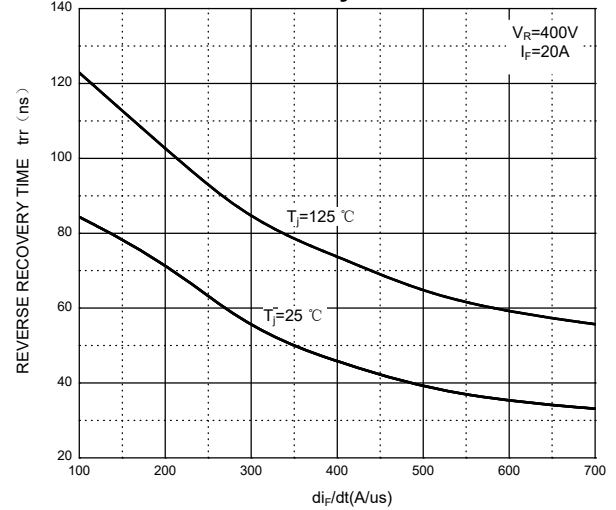
### Reverse Characteristics



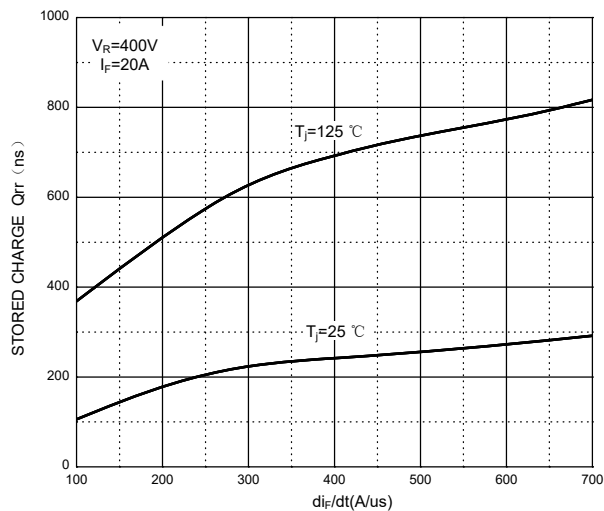
### Capacitance Characteristics Per Diode



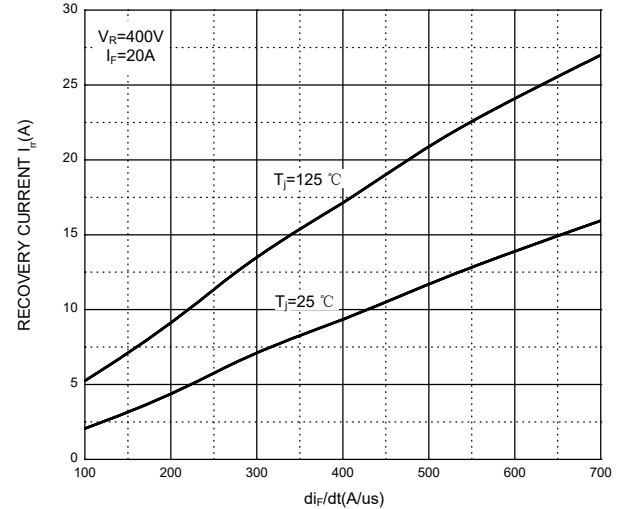
### Reverse Recovery Time vs. $di_F/dt$



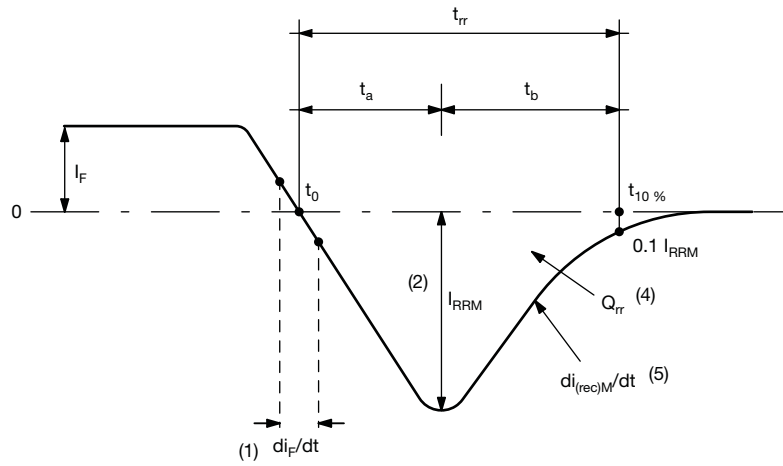
### Stored Charge vs. $di_F/dt$



### Recovery Current vs. $di_F/dt$

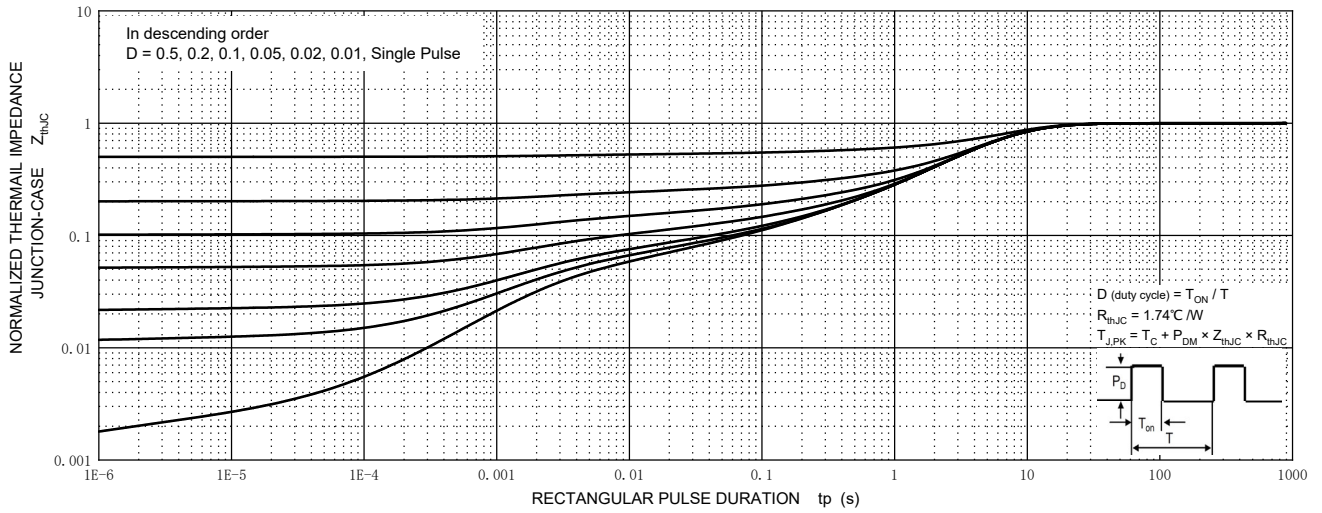


# Typical Characteristics

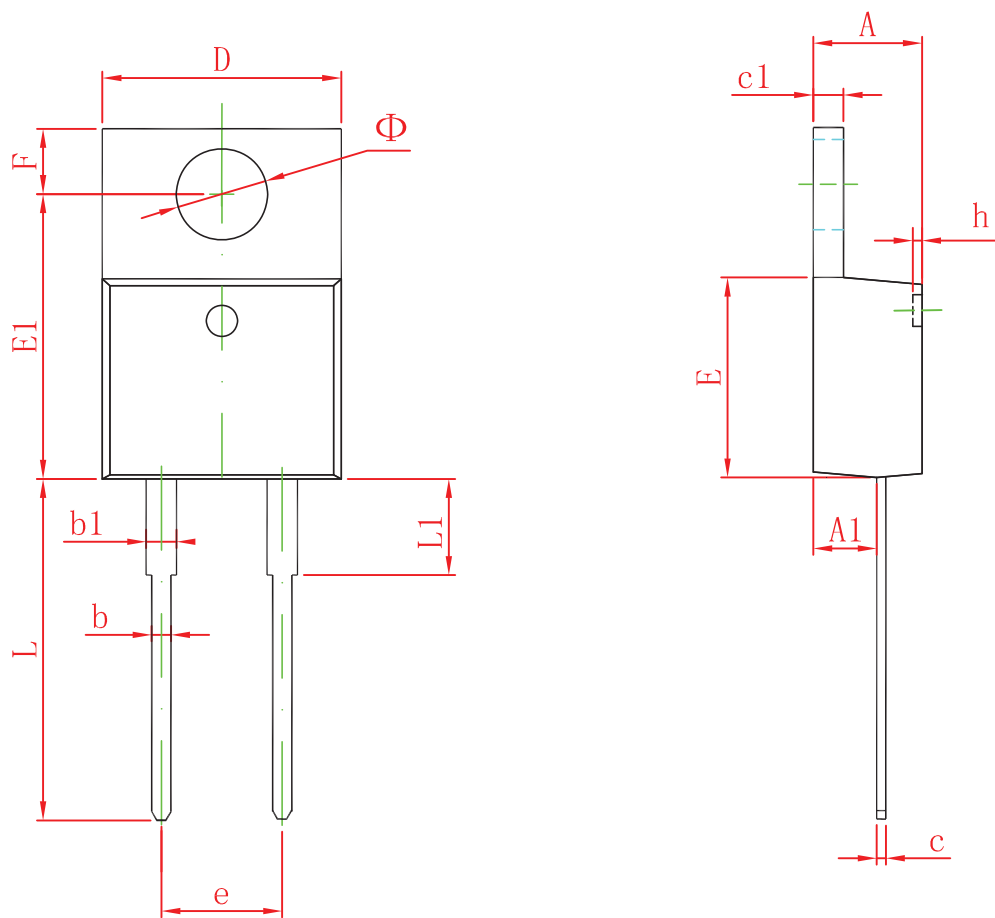


Reverse Recovery Waveform and Definitions

## MUR20H60L Transient Thermal Impedance, Junction-Case



# TO-220-2L Package Outline Dimensions



Symbol	Dimensions In Millimeters		Dimensions In Inches	
	Min	Max	Min	Max
A	4.450	4.750	0.175	0.187
A1	2.520	2.820	0.099	0.111
b	0.710	0.910	0.028	0.036
b1	1.170	1.370	0.046	0.054
c	0.300	0.500	0.012	0.020
	1.170	1.370	0.046	0.054
D	9.830	10.330	0.387	0.407
E	8.500	8.900	0.335	0.350
E1	12.050	12.650	0.474	0.498
e	5.080 TYP		0.200 TYP	
F	2.540	2.940	0.100	0.116
h	0.100 TYP		0.004 TYP	
L	13.300	13.800	0.523	0.543
L1	3.540	3.940	0.139	0.155
$\Phi$	3.735	3.935	0.147	0.155

## X-ON Electronics

Largest Supplier of Electrical and Electronic Components

*Click to view similar products for [Rectifiers](#) category:*

*Click to view products by [Changjing Electronics Technology](#) manufacturer:*

Other Similar products are found below :

[70HFR40](#) [FR105 R0](#) [RL252-TP](#) [1N5397](#) [1N4005-TR](#) [1N4007-BP](#) [UFS120Je3/TR13](#) [20ETS12S](#) [RRE02VS6SGTR](#) [MS306](#) [A1N5404G-G](#)  
[CRF02\(T5L,TEMQ\)](#) [ACGRB207-HF](#) [CLH07\(TE16L,Q\)](#) [CLH03\(TE16L,Q\)](#) [1N5395-TP](#) [UES1302](#) [ACGRC307-HF](#) [ACEFC304-HF](#) [DZ-](#)  
[1380](#) [85HFR60](#) [40HFR60](#) [70HF120](#) [85HFR80](#) [SCF7500](#) [SM100](#) [ACGRA4001-HF](#) [SKN70/08](#) [NTE5819](#) [NTE5827](#) [NTE5828](#) [NTE5911](#)  
[NTE5915](#) [NTE6104](#) [NTE6163](#) [NTE6164](#) [NTE6165](#) [NTE6364](#) [TSD3G](#) [SET130312](#) [NRVUS110VT3G](#) [UES1106](#) [UES1306](#)  
[NRVUS240VT3G](#) [D5FE60-5063](#) [R4000GPS-TP](#) [D4015L56TP](#) [UES1306HR2](#) [FX20K120](#) [D20XB60-7101](#)