



**TO-220-2L Plastic-Encapsulate Diode**

**MUR30H60** HYPERFAST RECTIFIER,FRED

**MAIN CHARACTERISTICS**

$I_O$	<b>30A</b>
$V_{RRM}$	<b>600V</b>
$T_{rr}$	<b>21ns</b>
$T_j$	<b>175°C</b>
$V_{F(typ)}$	<b>1.55V(@<math>T_j=150°C</math>)</b>

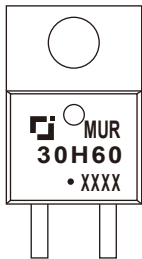
**FEATURES**

- Ultrafast Recovery Times and Low Recovery Loss
- Low Forward Voltage
- Low Reverse Leakage Current

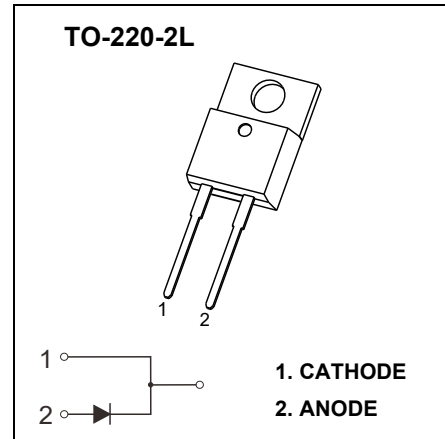
**APPLICATIONS**

Specifically designed to improve efficiency of PFC and output rectification stages of EV / HEV battery charging stations, booster stage of solar inverters and UPS applications, these devices are perfectly matched to operate with MOSFETs or high speed IGBTs.

**MARKING**



MUR30H60 = Device code  
 Solid dot = Green molding compound device  
 if none, the normal device  
 XXXX = Code



**MAXIMUM RATINGS (  $T_c=25°C$  unless otherwise noted )**

Symbol	Parameter	MUR30H60	Unit
$V_{RRM}$	Peak Repetitive Reverse Voltage	600	V
$V_R$	DC Blocking Voltage		
$I_{F(AV)}$	Average Forward Current( $T_c=70°C$ )	30	A
$I_{F(RMS)}$	RMS Forward Current( $T_c=70°C$ )	42	A
$I_{FSM}$	Non-Repetitive Surge Forward Current (8.3ms)	250	A
$P_D$	Power dissipation	115	W
$R_{\theta JC}$	Thermal Resistance From Junction to Case	1.3	°C/W
$T_j$	Operating Junction Temperature Range	-55 ~ +175	°C
$T_{stg}$	Storage Temperature Range	-55 ~ +175	°C

# Typical Characteristics

## ELECTRICAL CHARACTERISTICS ( $T_c=25^\circ\text{C}$ unless otherwise specified)

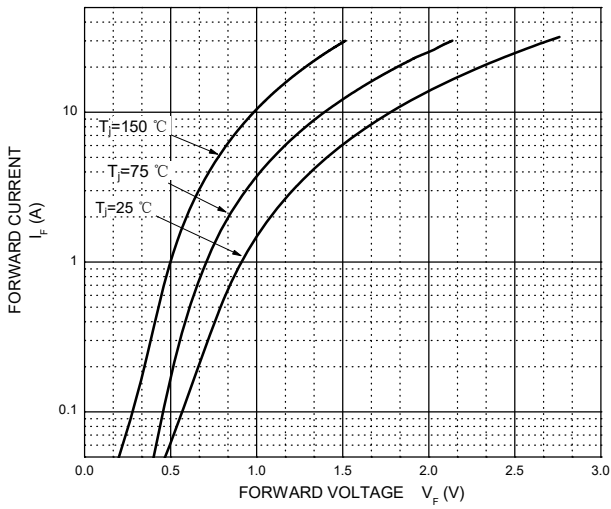
Symbol	Parameter	Test Conditions	Min.	Typ.	Max.	Unit	
$V_{(BR)}$	Reverse Voltage	$I_R=100\mu\text{A}$	600			V	
$I_R$	Reverse Current	$V_R=600\text{V}$	$T_j=25^\circ\text{C}$		10	$\mu\text{A}$	
			$T_j=150^\circ\text{C}$		1	mA	
$V_F$	Forward Voltage	$I_F=30\text{A}$	$T_j=25^\circ\text{C}$		2.7	3	V
			$T_j=150^\circ\text{C}$		1.55		V
$C_{tot}$	Total Capacitance	$V_R=200\text{V}, f=1\text{MHz}$		100		pF	
trr	Reverse Recovery time	$I_F=0.5\text{A}, I_R=1\text{A}, I_{rr}=0.25\text{A}$		32		ns	
		$I_F=1\text{A}, V_R=30\text{V}, di_F/dt=200\text{A}/\mu\text{s}$		21		ns	

## ELECTRICAL CHARACTERISTICS ( $T_c=25^\circ\text{C}$ unless otherwise specified)

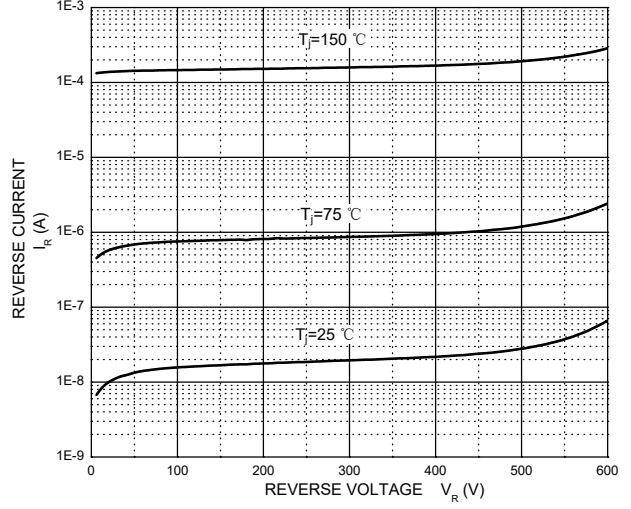
Symbol	Parameter	Test Conditions	Min.	Typ.	Max.	Unit
trr	Reverse Recovery Time	$I_F=30\text{A}, V_R=400\text{V}, di_F/dt=200\text{A}/\mu\text{s}$		29		ns
$I_{RRM}$	Max. Reverse Recovery Current			2		A
Qrr	Reverse Recovery Charge			32		nC
trr	Reverse Recovery Time	$I_F=30\text{A}, V_R=400\text{V}, di_F/dt=200\text{A}/\mu\text{s}, T_j=125^\circ\text{C}$		60		ns
$I_{RRM}$	Max. Reverse Recovery Current			6		A
Qrr	Reverse Recovery Charge			201		nC
trr	Reverse Recovery Time	$I_F=30\text{A}, V_R=400\text{V}, di_F/dt=600\text{A}/\mu\text{s}, T_j=125^\circ\text{C}$		38		ns
$I_{RRM}$	Max. Reverse Recovery Current			14		A
Qrr	Reverse Recovery Charge			359		nC

# Typical Characteristics

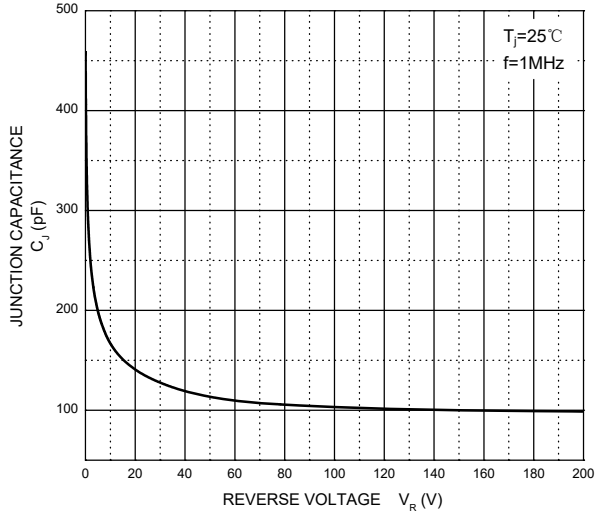
### Forward Characteristics



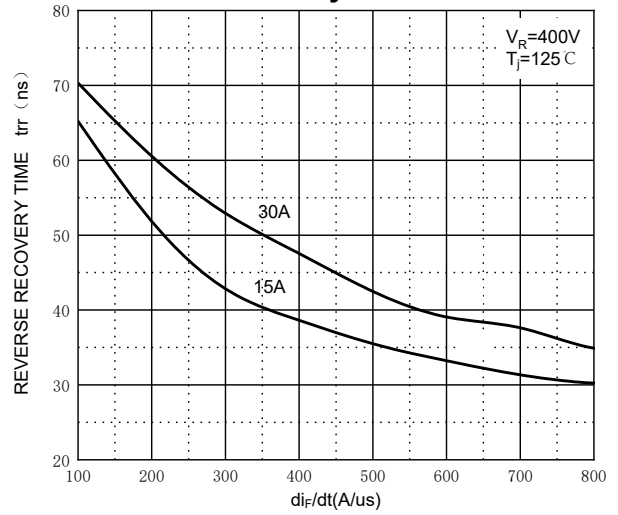
### Reverse Characteristics



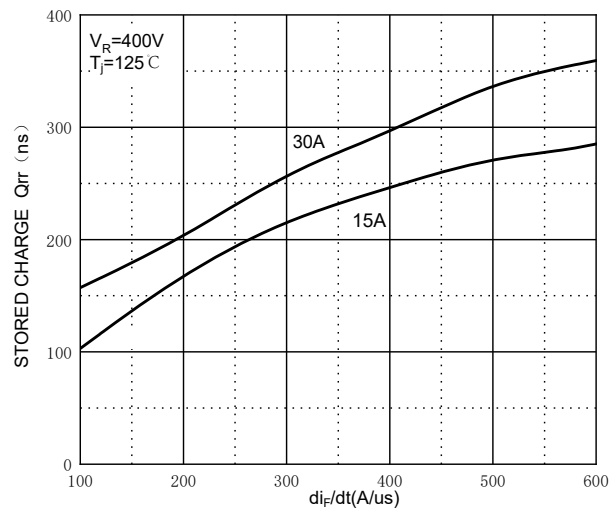
### Capacitance Characteristics Per Diode



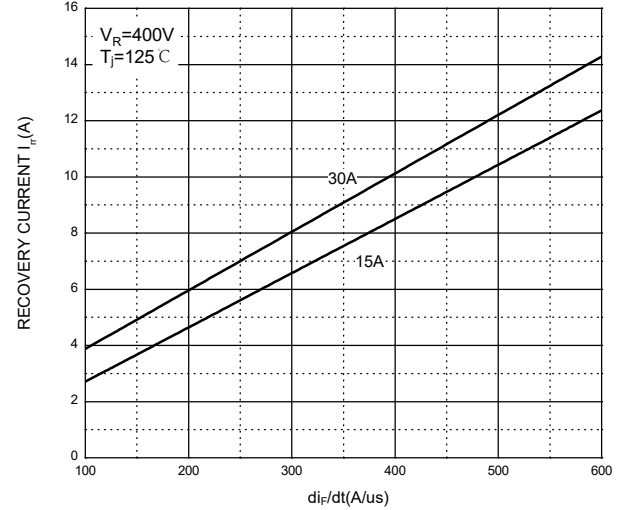
### Reverse Recovery Time vs. $di_F/dt$



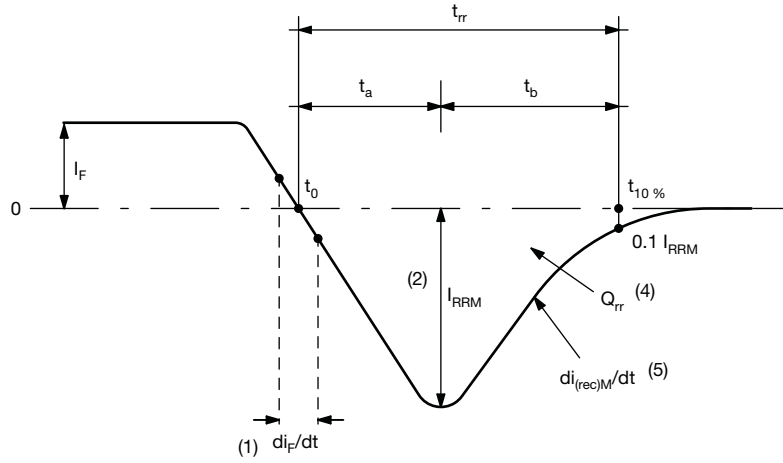
### Stored Charge vs. $di_F/dt$



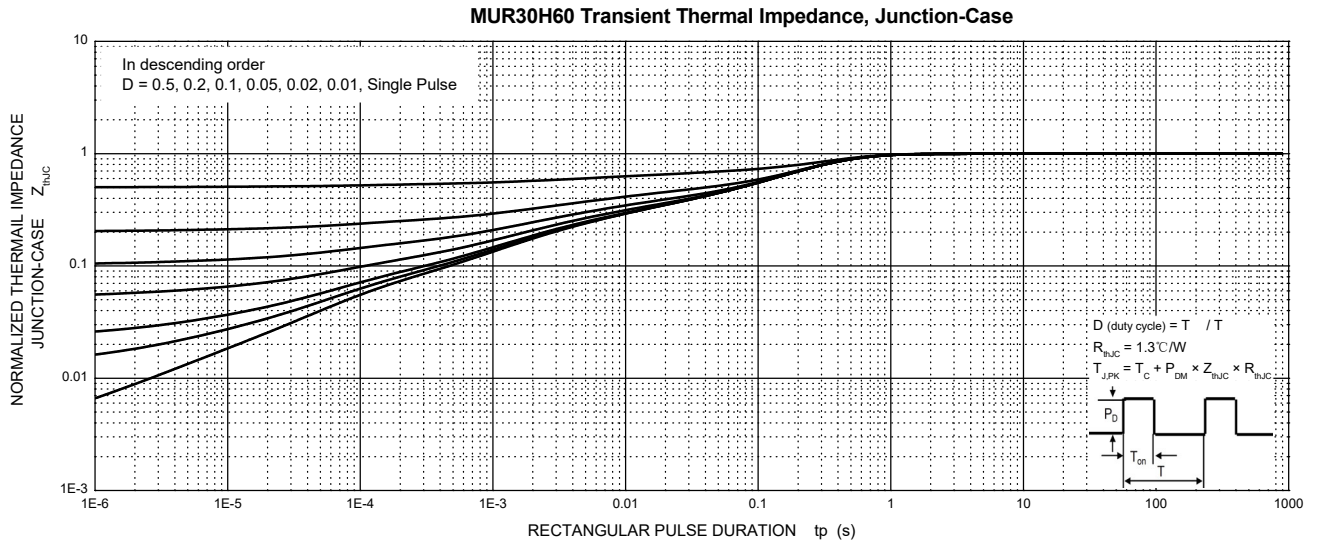
### Recovery Current vs. $di_F/dt$



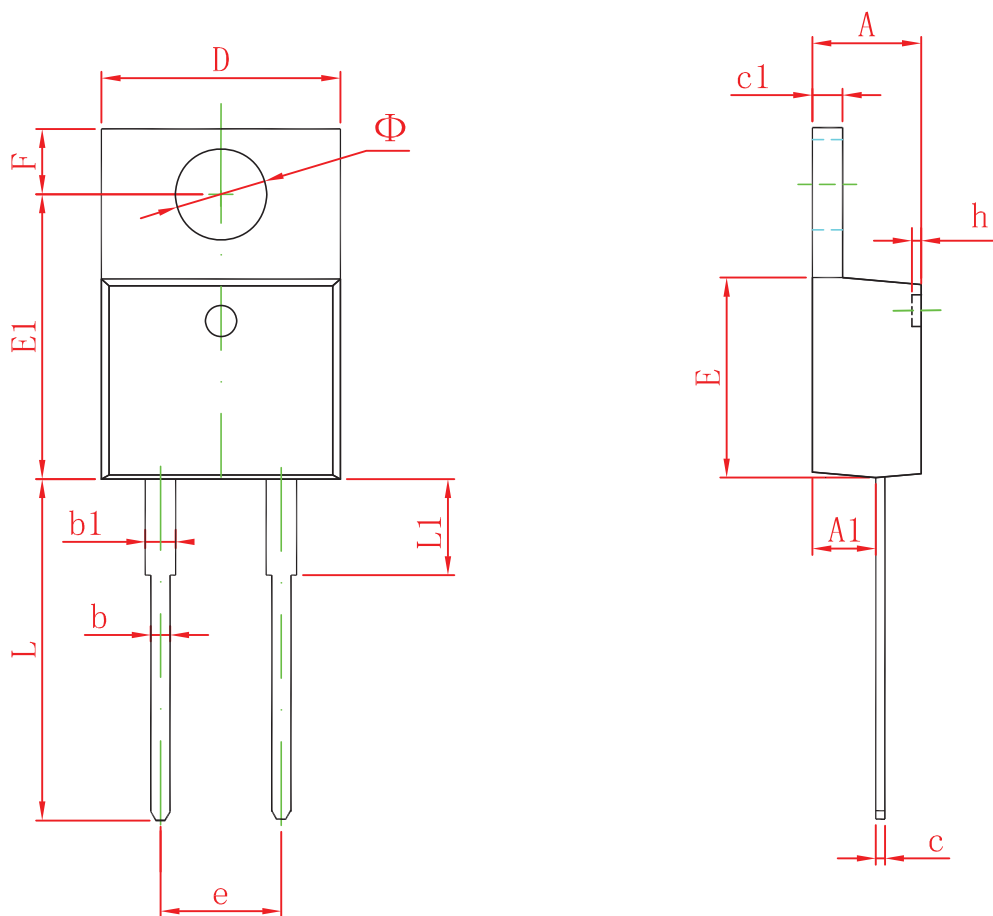
# Typical Characteristics



Reverse Recovery Waveform and Definitions



# TO-220-2L Package Outline Dimensions



Symbol	Dimensions In Millimeters		Dimensions In Inches	
	Min	Max	Min	Max
A	4.450	4.750	0.175	0.187
A1	2.520	2.820	0.099	0.111
b	0.710	0.910	0.028	0.036
b1	1.170	1.370	0.046	0.054
c	0.300	0.500	0.012	0.020
	1.170	1.370	0.046	0.054
D	9.830	10.330	0.387	0.407
E	8.500	8.900	0.335	0.350
E1	12.050	12.650	0.474	0.498
e	5.080 TYP		0.200 TYP	
F	2.540	2.940	0.100	0.116
h	0.100 TYP		0.004 TYP	
L	13.300	13.800	0.523	0.543
L1	3.540	3.940	0.139	0.155
Φ	3.735	3.935	0.147	0.155

## X-ON Electronics

Largest Supplier of Electrical and Electronic Components

*Click to view similar products for [Rectifiers](#) category:*

*Click to view products by [Changjing Electronics Technology](#) manufacturer:*

Other Similar products are found below :

[70HFR40](#) [FR105 R0](#) [RL252-TP](#) [1N5397](#) [1N4005-TR](#) [1N4007-BP](#) [UFS120Je3/TR13](#) [20ETS12S](#) [RRE02VS6SGTR](#) [MS306](#) [A1N5404G-G](#)  
[CRF02\(T5L,TEMQ\)](#) [ACGRB207-HF](#) [CLH07\(TE16L,Q\)](#) [CLH03\(TE16L,Q\)](#) [1N5395-TP](#) [UES1302](#) [ACGRC307-HF](#) [ACEFC304-HF](#) [DZ-](#)  
[1380](#) [85HFR60](#) [40HFR60](#) [70HF120](#) [85HFR80](#) [SCF7500](#) [SM100](#) [ACGRA4001-HF](#) [SKN70/08](#) [NTE5819](#) [NTE5827](#) [NTE5828](#) [NTE5911](#)  
[NTE5915](#) [NTE6104](#) [NTE6163](#) [NTE6164](#) [NTE6165](#) [NTE6364](#) [TSD3G](#) [SET130312](#) [NRVUS110VT3G](#) [UES1106](#) [UES1306](#)  
[NRVUS240VT3G](#) [D5FE60-5063](#) [R4000GPS-TP](#) [D4015L56TP](#) [UES1306HR2](#) [FX20K120](#) [D20XB60-7101](#)