

TO-247-2L Plastic-Encapsulate Diode

MURW75H60L HYPERFAST RECTIFIER,FRED

MAIN CHARACTERISTICS

I_O	75A
V_{RRM}	600V
T_{rr}	36ns
T_j	175°C
$V_{F(typ)}$	1.1V(@ $T_j=150^\circ\text{C}$)

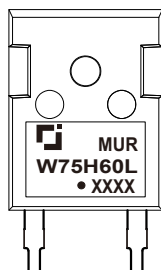
FEATURES

- Ultrafast Recovery Times and Low Recovery Loss
- Low Forward Voltage
- Low Reverse Leakage Current

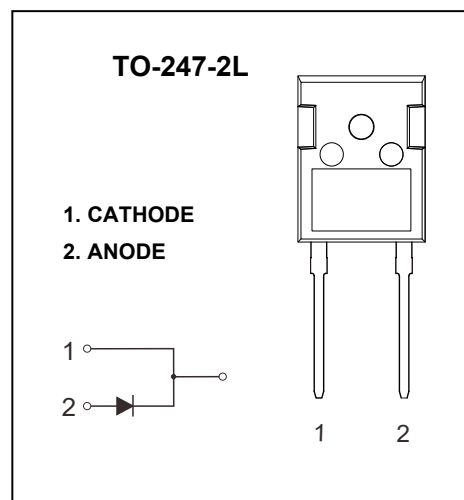
APPLICATIONS

Specifically designed to improve efficiency of PFC and output rectification stages of EV / HEV battery charging stations, booster stage of solar inverters and UPS applications, these devices are perfectly matched to operate with MOSFETs or high speed IGBTs.

MARKING



MURW75H60L = Device code
 Solid dot = Green molding compound device
 if none, the normal device
 XXXX = Code



MAXIMUM RATINGS ($T_c=25^\circ\text{C}$ unless otherwise noted)

Symbol	Parameter	MURW75H60L	Unit
V_{RRM}	Peak Repetitive Reverse Voltage	600	V
V_R	DC Blocking Voltage		
$I_{F(AV)}$	Average Forward Current($T_c=103^\circ\text{C}$)	75	A
$I_{F(RMS)}$	RMS Forward Current($T_c=103^\circ\text{C}$)	106	A
I_{FSM}	Non-Repetitive Surge Forward Current (8.3ms)	664	A
P_D	Power dissipation	250	W
$R_{\theta JC}$	Thermal Resistance From Junction to Case	0.6	$^\circ\text{C}/\text{W}$
T_j	Operating Junction Temperature Range	-55 ~ +175	$^\circ\text{C}$
T_{stg}	Storage Temperature Range	-55 ~ +175	$^\circ\text{C}$

Typical Characteristics

ELECTRICAL CHARACTERISTICS ($T_c=25^\circ\text{C}$ unless otherwise specified)

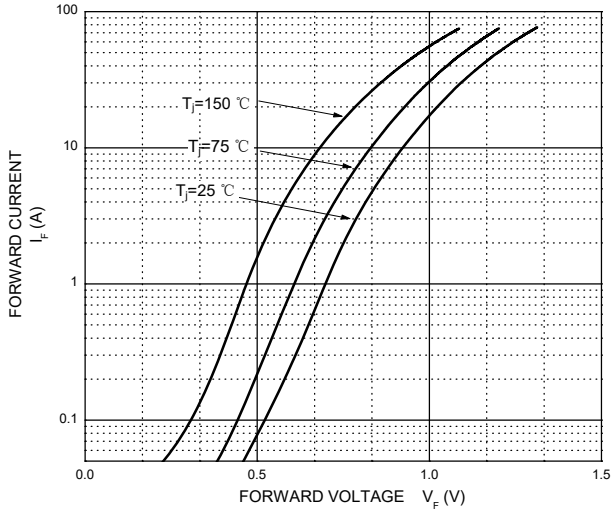
Symbol	Parameter	Test Conditions	Min.	Typ.	Max.	Unit
$V_{(BR)}$	Reverse Voltage	$I_R=100\mu\text{A}$	600			V
I_R	Reverse Current	$V_R=600\text{V}$	$T_j=25^\circ\text{C}$		10	μA
			$T_j=150^\circ\text{C}$		500	μA
V_F	Forward Voltage	$I_F=75\text{A}$	$T_j=25^\circ\text{C}$	1.3	1.6	V
			$T_j=150^\circ\text{C}$	1.1		V
C_{tot}	Total Capacitance	$V_R=200\text{V}, f=1\text{MHz}$		67		pF
trr	Reverse Recovery time	$I_F=0.5\text{A}, I_R=1\text{A}, I_{rr}=0.25\text{A}$		48		ns
		$I_F=1\text{A}, V_R=30\text{V}, di_F/dt=200\text{A}/\mu\text{s}$		36		ns

ELECTRICAL CHARACTERISTICS ($T_c=25^\circ\text{C}$ unless otherwise specified)

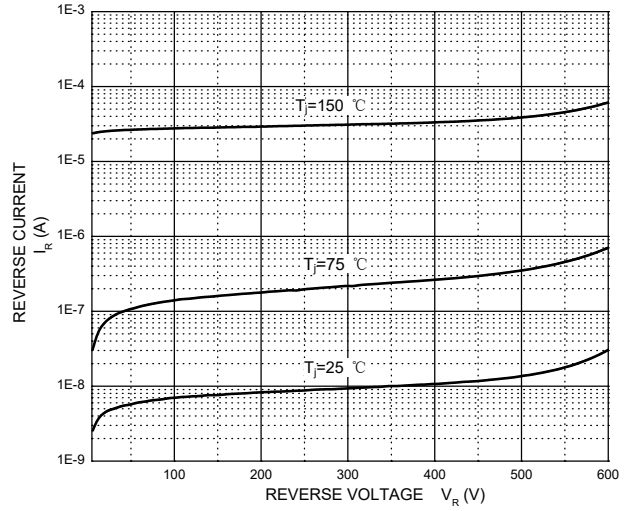
Symbol	Parameter	Test Conditions	Min.	Typ.	Max.	Unit
trr	Reverse Recovery Time	$I_F=75\text{A}, V_R=400\text{V}, di_F/dt=200\text{A}/\mu\text{s}$		86		ns
I_{RRM}	Max. Reverse Recovery Current			9.3		A
Qrr	Reverse Recovery Charge			451		nC
trr	Reverse Recovery Time	$I_F=75\text{A}, V_R=400\text{V}, di_F/dt=200\text{A}/\mu\text{s}, T_j=125^\circ\text{C}$		158		ns
I_{RRM}	Max. Reverse Recovery Current			23		A
Qrr	Reverse Recovery Charge			1884		nC
trr	Reverse Recovery Time	$I_F=75\text{A}, V_R=400\text{V}, di_F/dt=600\text{A}/\mu\text{s}, T_j=125^\circ\text{C}$		133		ns
I_{RRM}	Max. Reverse Recovery Current			46.5		A
Qrr	Reverse Recovery Charge			3194		nC

Typical Characteristics

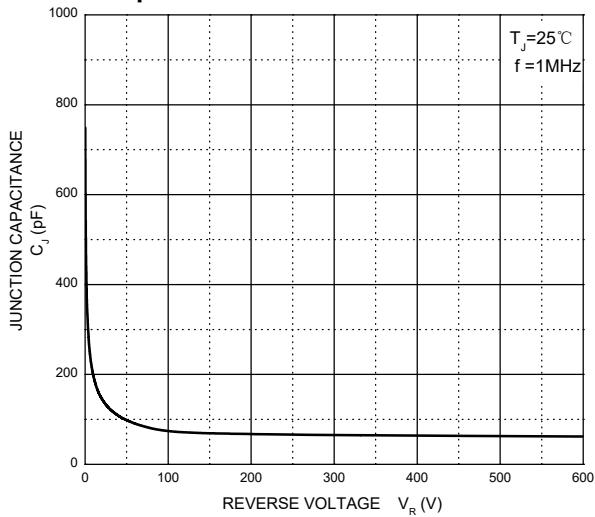
Forward Characteristics



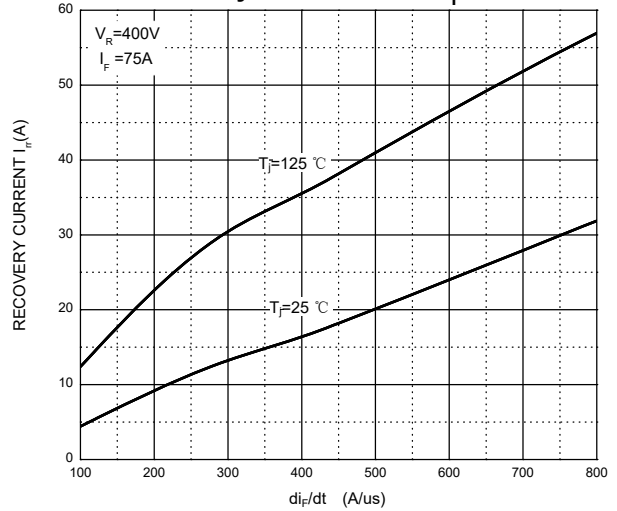
Reverse Characteristics



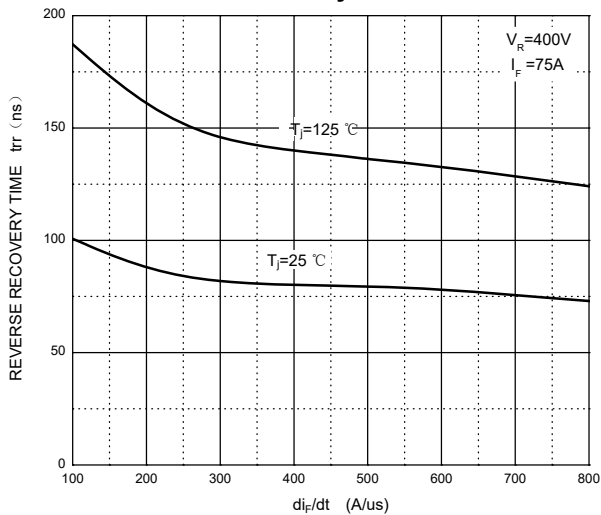
Capacitance Characteristics Per Diode



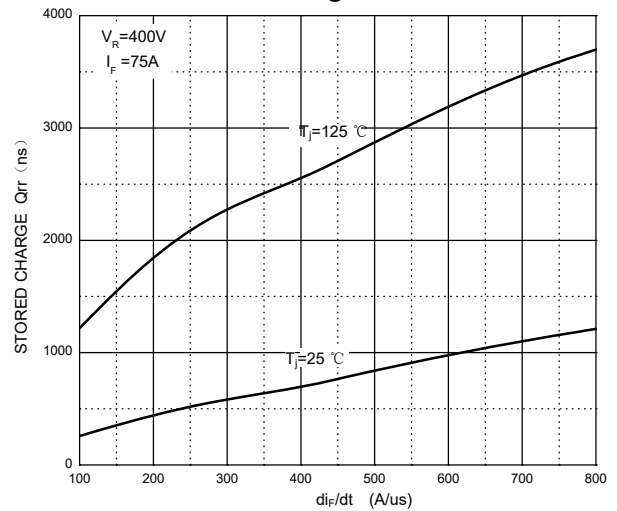
Recovery Current vs. di_F/dt



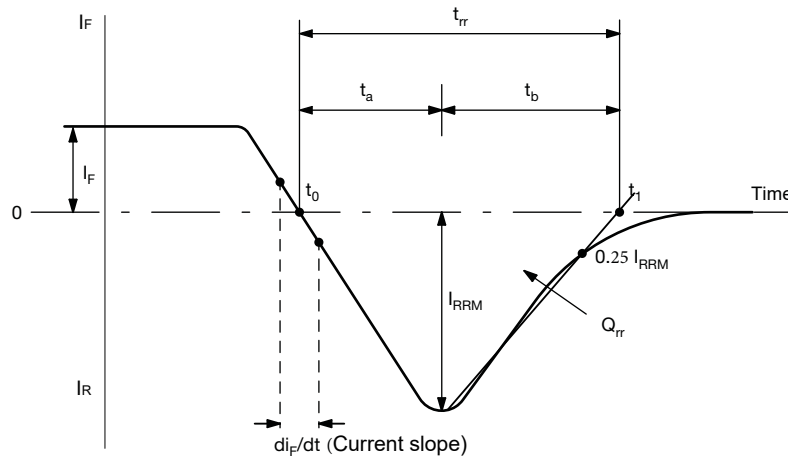
Reverse Recovery Time vs. di_F/dt



Stored Charge vs. di_F/dt

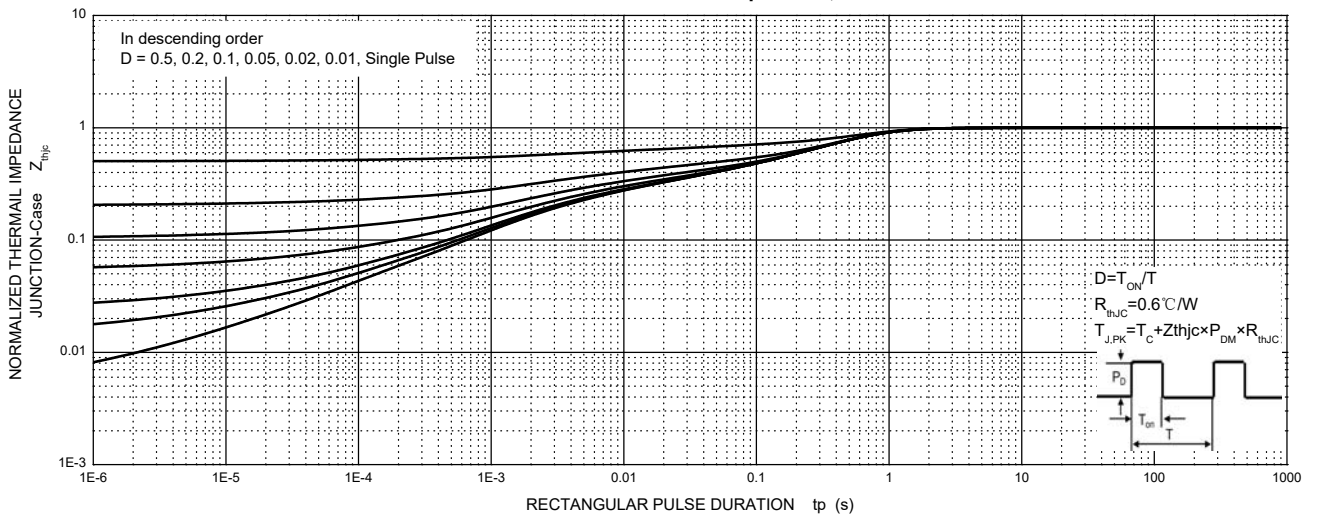


Typical Characteristics

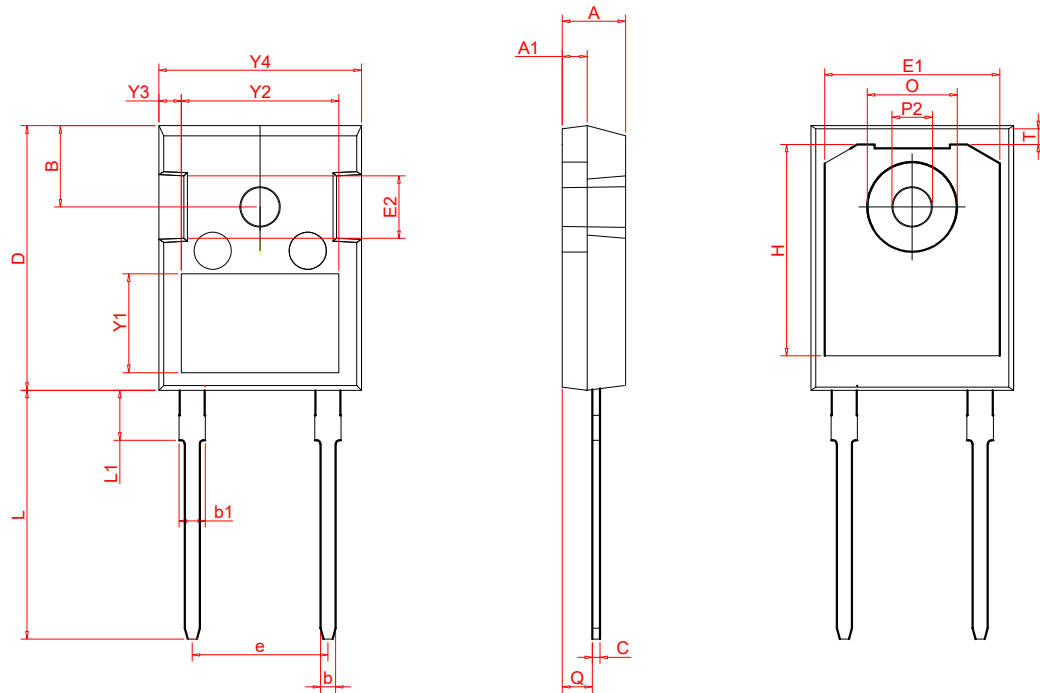


Reverse Recovery Waveform and Definitions

MURW75H60L Transient Thermal Impedance, Junction-Case



TO-247-2L Package Outline Dimensions



Symbol	Dimensions In Millimeters		Dimensions In Inches	
	Min	Max	Min	Max
A	4.70	5.30	0.185	0.209
A1	1.70	2.30	0.067	0.091
C	0.45	0.75	0.018	0.030
Q	2.20	2.60	0.087	0.102
O	7.10	7.40	0.280	0.291
P2	3.45	3.75	0.136	0.148
L	19.00	21.00	0.748	0.827
L1	4.20	4.50	0.165	0.177
b	1.00	1.40	0.039	0.055
b1	1.80	2.25	0.071	0.089
e	10.65	10.95	0.419	0.431
D	20.95	21.35	0.825	0.841
Y1	7.60	8.10	0.299	0.319
Y2	11.00	13.00	0.433	0.512
Y3	1.75	2.25	0.069	0.089
Y4	16.00	16.40	0.630	0.646
E2	4.60	4.90	0.181	0.193
T	1.35REF		0.053REF	
H	16.25REF		0.640REF	
E1	14.00REF		0.551REF	
B	6.55REF		0.258REF	

X-ON Electronics

Largest Supplier of Electrical and Electronic Components

Click to view similar products for [Rectifiers](#) category:

Click to view products by [Changjing Electronics Technology](#) manufacturer:

Other Similar products are found below :

[70HFR40](#) [FR105 R0](#) [RL252-TP](#) [1N5397](#) [1N4005-TR](#) [1N4007-BP](#) [UFS120Je3/TR13](#) [20ETS12S](#) [RRE02VS6SGTR](#) [MS306](#) [A1N5404G-G](#)
[CRF02\(T5L,TEMQ\)](#) [ACGRB207-HF](#) [CLH07\(TE16L,Q\)](#) [CLH03\(TE16L,Q\)](#) [1N5395-TP](#) [UES1302](#) [ACGRC307-HF](#) [ACEFC304-HF](#) [DZ-](#)
[1380](#) [85HFR60](#) [40HFR60](#) [70HF120](#) [85HFR80](#) [SCF7500](#) [SM100](#) [ACGRA4001-HF](#) [SKN70/08](#) [NTE5819](#) [NTE5827](#) [NTE5828](#) [NTE5911](#)
[NTE5915](#) [NTE6104](#) [NTE6163](#) [NTE6164](#) [NTE6165](#) [NTE6364](#) [TSD3G](#) [SET130312](#) [NRVUS110VT3G](#) [UES1106](#) [UES1306](#)
[NRVUS240VT3G](#) [D5FE60-5063](#) [R4000GPS-TP](#) [D4015L56TP](#) [UES1306HR2](#) [FX20K120](#) [D20XB60-7101](#)