



JBF Plastic-Encapsulate Bridge Rectifier

RJBF310 Fast Recovery Bridge Rectifier

Features

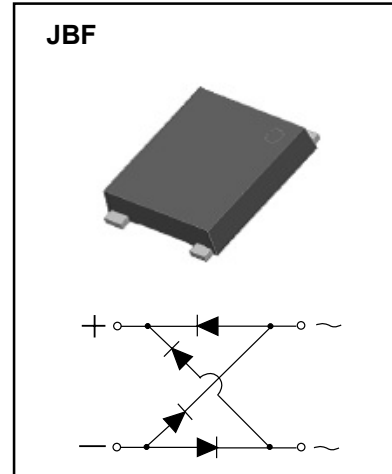
- $I_{F(AV)}$ 3A
- V_{RRM} 1000V
- High surge current capability
- Glass passivated chip

Applications

- General purpose 1 phase Bridge rectifier applications

Marking

- RJBF310



Limiting Values (Absolute Maximum Rating)

Item	Symbol	Unit	Conditions	RJBF310
Repetitive Peak Reverse Voltage	V_{RRM}	V		1000
Maximum RMS Voltage	V_{RMS}	V		700
Maximum DC Blocking Voltage	V_{DC}	V		1000
Average Rectified Output Current	I_o	A	60Hz sine wave, R-load, $T_L=110^{\circ}C$ On alumina substrate	3.0
Surge(Non-repetitive)Forward Current	I_{FSM}	A	8.3ms sine wave, 1 cycle, $T_J=25^{\circ}C$	95
Current Squared Time	I^2t	A^2S	$1ms \leq t < 8.3ms$ $T_J=25^{\circ}C$, Rating of per diode	37.5
Operation Junction and Storage Temperature Range	T_J, T_{stg}	$^{\circ}C$		-55 ~+150

Electrical Characteristics ($T=25^{\circ}C$ Unless otherwise specified)

Item	Symbol	Unit	Test Condition	RJBF310
Maximum Peak Forward Voltage	V_{FM}	V	$I_{FM}=3.0A$, Pulse measurement, Rating of per diode	1.3
Maximum Peak Reverse Current	I_{RRM}	μA	$V_{RM}=V_{RRM}$, $T_J=25^{\circ}C$	5
			$V_{RM}=V_{RRM}$, $T_J=125^{\circ}C$	500
Maximum Peak Reverse Current	trr	ns	$I_F=0.5A, I_R=1.0A, I_{rr}=0.25A$	500
Typical junction capacitance	C_J	pF	Measured at 1MHz and applied reverse voltage of 4.0V D.C.	35
Typical thermal resistance	$R_{\theta J-A}$	$^{\circ}C/W$	Between junction and ambient, On alumina substrate	55
	$R_{\theta J-C}$		Between junction and case	10
	$R_{\theta J-L}$		Between junction and lead	15

Typical Characteristics

FIG.1: FORWARD CURRENT DERATING CURVE

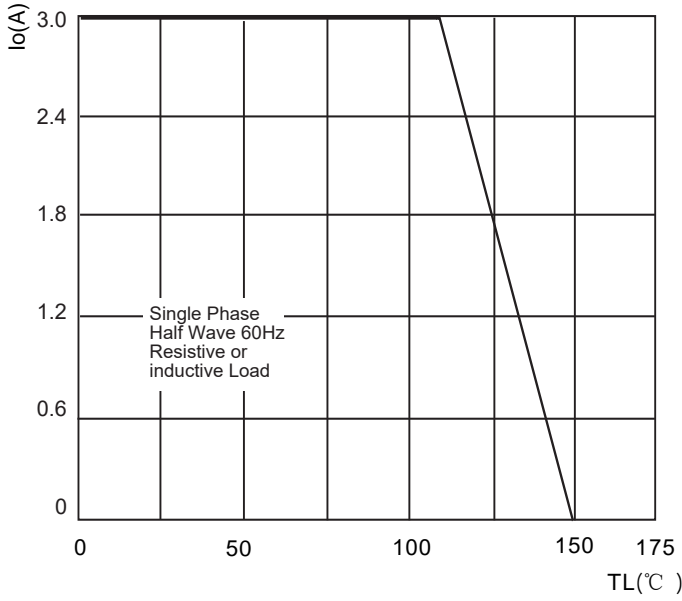


FIG.2: MAXIMUM NON-REPETITIVE FORWARD SURGE CURRENT

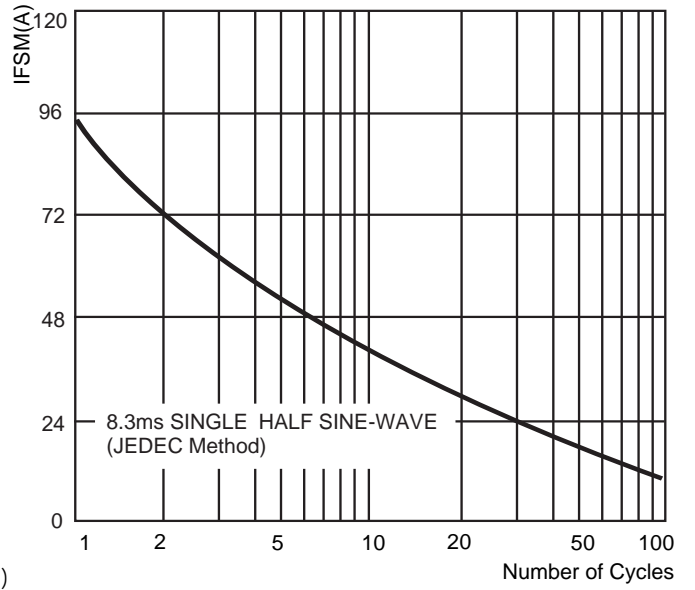


FIG.3: TYPICAL FORWARD CHARACTERISTICS

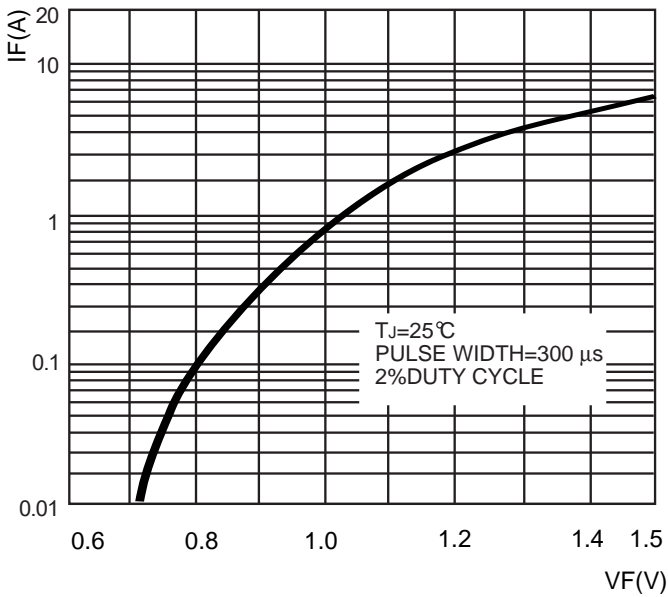
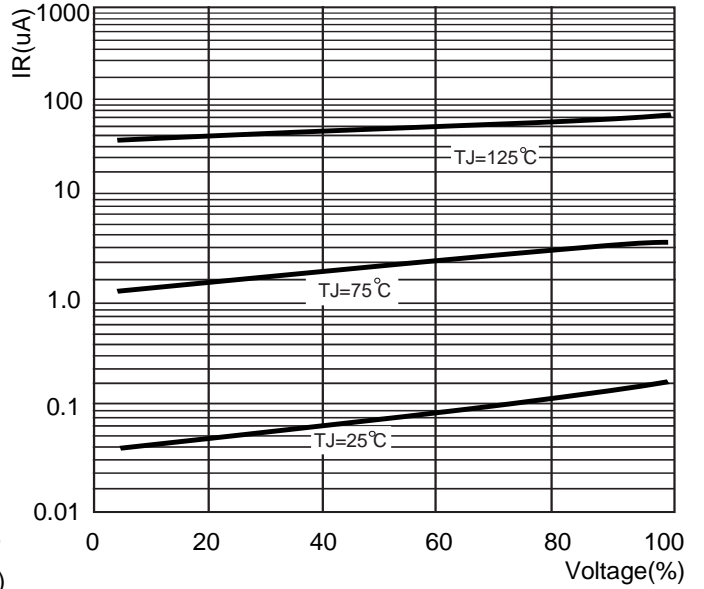
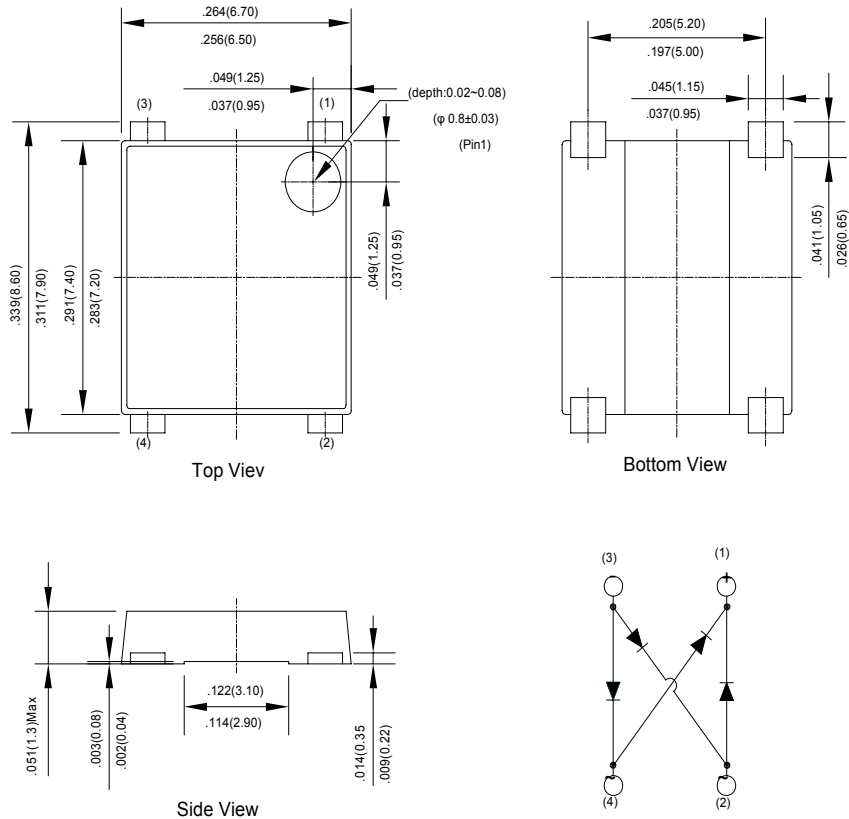


FIG.4: TYPICAL REVERSE CHARACTERISTICS

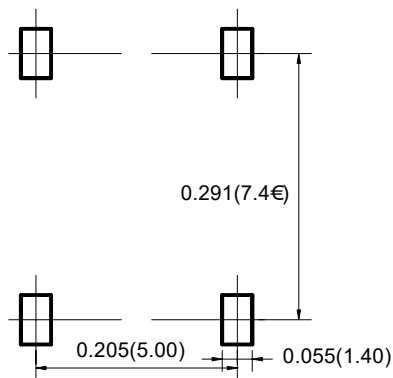


JBF Package Outline Dimensions



Dimensions in inches and (millimeters)

JBF Suggested Pad Layout



Note:

1. Controlling dimension: in millimeters.
2. General tolerance: ± 0.05 mm.
3. The pad layout is for reference purposes only.

NOTICE

JSCJ reserves the right to make modifications, enhancements, improvements, corrections or other changes without further notice to any product herein. JSCJ does not assume any liability arising out of the application or use of any product described herein.

X-ON Electronics

Largest Supplier of Electrical and Electronic Components

Click to view similar products for [Bridge Rectifiers](#) category:

Click to view products by [Changjing Electronics Technology](#) manufacturer:

Other Similar products are found below :

[MB2510](#) [MB252](#) [MB356G](#) [MB358G](#) [GBJ1504-BP](#) [GBU10B-BP](#) [GBU15K-BP](#) [GBU4A-BP](#) [GBU4D-BP](#) [GBU6B-E3/45](#) [DB101-BP](#) [DF01](#)
[DF10SA-E345](#) [BU1508-E3/45](#) [BU1510-E3/45](#) [KBPC50-10S](#) [RS405GL-BP](#) [GBJ1502-BP](#) [GBU6M](#) [GSIB1520-E3/45](#) [36MB140A](#) [TB102M](#)
[MB1510](#) [MB86](#) [TL401G](#) [MDA920A2](#) [TU602](#) [TU810](#) [MP5010W-BP](#) [MP501W-BP](#) [MP502-BP](#) [BR84DTP204](#) [BU1508-E3/51](#) [KBPC25-02](#)
[VS-110MT120KPBF](#) [VS-2KBB60](#) [VS-60MT120KPBF](#) [VS-60MT80KPBF](#) [DB105-BP](#) [DF1510S](#) [VS-40MT160PAPBF](#) [VISKBU8K-E4/51](#)
[36MT100](#) [GBU4G-BP](#) [GBU6B-E3/51](#) [DF15005S-E3/77](#) [GSIB15A80-E3/45](#) [DB104-BP](#) [D3SB60](#) [TB354](#)