



UMSB Plastic-Encapsulate Bridge Rectifier

RMSB30MA Bridge Rectifier

Features

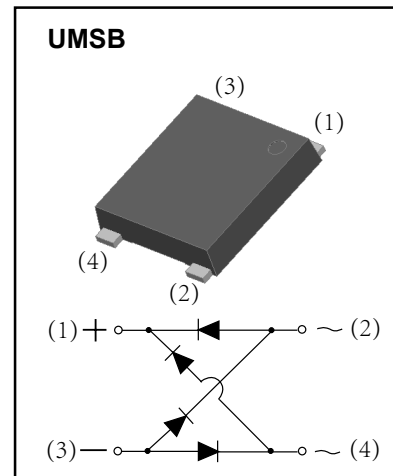
- $I_{F(AV)}$ 3A
- V_{RRM} 1000V
- High surge current capability
- Glass passivated chip

Applications

- General purpose 1 phase Bridge rectifier applications

Marking

- RMSB30MA



Limiting Values (Absolute Maximum Rating)

Item	Symbol	Unit	Conditions	RMSB30MA
Repetitive Peak Reverse Voltage	V_{RRM}	V		1000
Maximum RMS Voltage	V_{RMS}	V		700
Maximum DC Blocking Voltage	V_{DC}	V		1000
Average Rectified Output Current	I_O	A	60Hz sine wave, R-load, $T_a=100^{\circ}C$ On alumina substrate	3.0
Surge(Non-repetitive)Forward Current	I_{FSM}	A	8.3ms sine wave, 1 cycle, $T_j=25^{\circ}C$	110
Current Squared Time	I^2t	A^2S	$1ms \leq t < 8.3ms$ $T_j=25^{\circ}C$, Rating of per diode	50.2
Operation Junction and Storage Temperature Range	T_J, T_{stg}	$^{\circ}C$		-55 ~+150

Electrical Characteristics ($T=25^{\circ}C$ Unless otherwise specified)

Item	Symbol	Unit	Test Condition	Max	
Maximum Peak Forward Voltage	V_{FM}	V	$I_{FM}=3.0A$, Pulse measurement, Rating of per diode	1.3	
Maximum Reverse Recovery Time	T_{RR}	ns	Measured with $I_F=0.5A, I_R=1A, I_{RR}=0.25A$	250	
Maximum Peak Reverse Current	I_{RRM1}	μA	$V_{RM}=V_{RRM}$, Pulse measurement, Rating of per diode	$T_A=25^{\circ}C$	5.0
	I_{RRM2}	μA		$T_A=125^{\circ}C$	500
Thermal Resistance	$R_{\theta J-A}$	$^{\circ}C/W$	Between junction and ambient, On alumina substrate	55	
	$R_{\theta J-L}$		Between junction and lead	15	
	$R_{\theta J-C}$		Between junction and case	10	

Typical Characteristics

FIG.1: FORWARD CURRENT DERATING CURVE

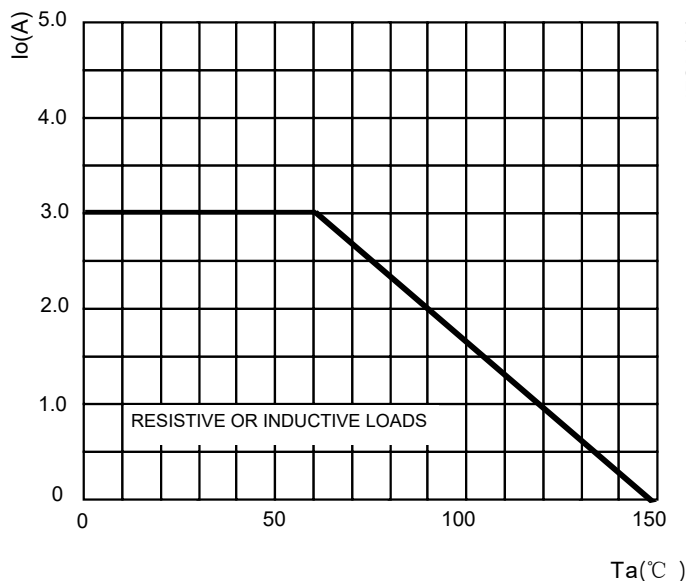


FIG.2: MAXIMUM NON-REPETITIVE FORWARD SURGE CURRENT

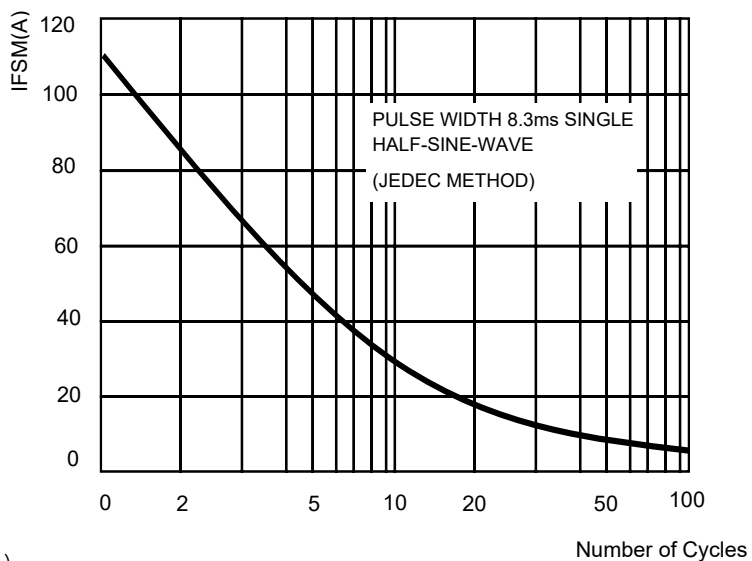


FIG.3: TYPICAL FORWARD CHARACTERISTICS

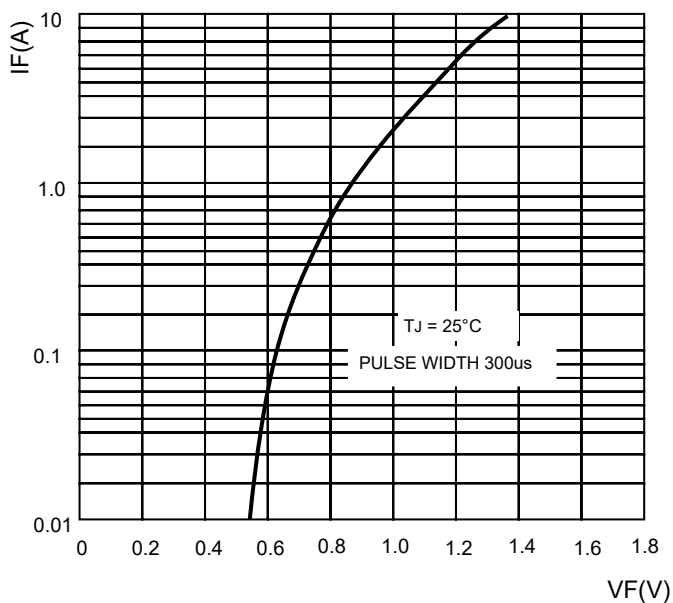
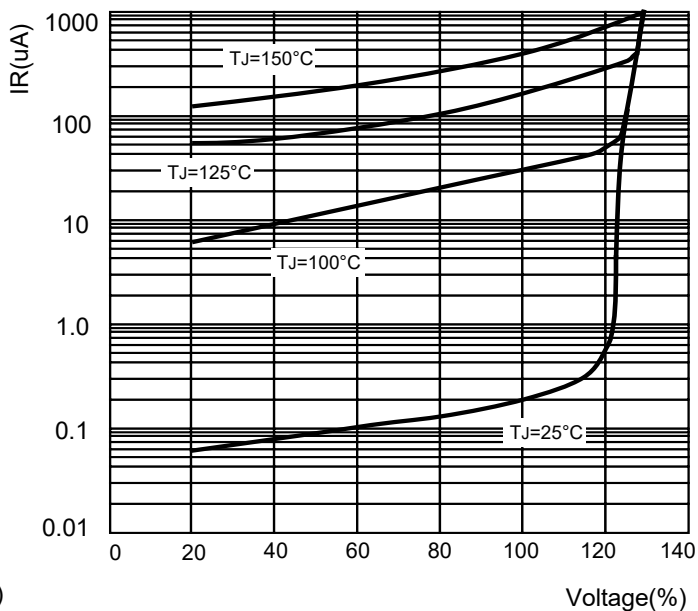
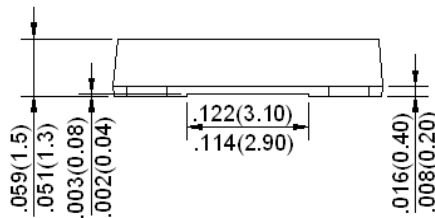
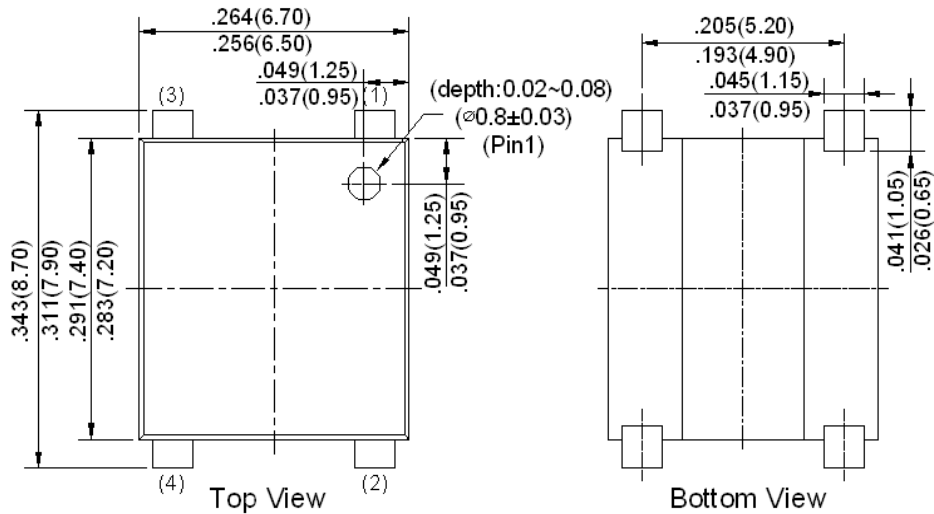


FIG.4: TYPICAL REVERSE CHARACTERISTICS

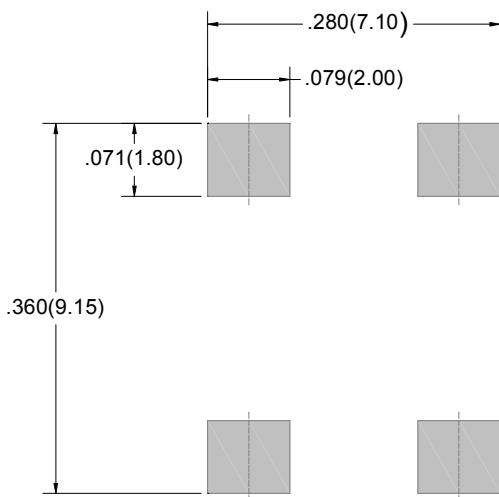


UMSB Package Outline Dimensions



Dimensions in inches and (millimeters)

UMSB Suggested Pad Layout



Note:

1. Controlling dimension: in millimeters.
2. General tolerance: ± 0.05 mm.
3. The pad layout is for reference purposes only.

NOTICE

JSCJ reserves the right to make modifications, enhancements, improvements, corrections or other changes without further notice to any product herein. JSCJ does not assume any liability arising out of the application or use of any product described herein.

X-ON Electronics

Largest Supplier of Electrical and Electronic Components

Click to view similar products for [Bridge Rectifiers](#) category:

Click to view products by [Changjing Electronics Technology](#) manufacturer:

Other Similar products are found below :

[MB2510](#) [MB252](#) [MB356G](#) [MB358G](#) [GBJ1504-BP](#) [GBU10B-BP](#) [GBU15K-BP](#) [GBU4A-BP](#) [GBU4D-BP](#) [GBU6B-E3/45](#) [DB101-BP](#) [DF01](#)
[DF10SA-E345](#) [BU1508-E3/45](#) [BU1510-E3/45](#) [KBPC50-10S](#) [RS405GL-BP](#) [GBJ1502-BP](#) [GBU6M](#) [GSIB1520-E3/45](#) [36MB140A](#) [TB102M](#)
[MB1510](#) [MB86](#) [TL401G](#) [MDA920A2](#) [TU602](#) [TU810](#) [MP5010W-BP](#) [MP501W-BP](#) [MP502-BP](#) [BR84DTP204](#) [BU1508-E3/51](#) [KBPC25-02](#)
[VS-110MT120KPBF](#) [VS-2KBB60](#) [VS-60MT120KPBF](#) [VS-60MT80KPBF](#) [DB105-BP](#) [DF1510S](#) [VS-40MT160PAPBF](#) [VISKBU8K-E4/51](#)
[36MT100](#) [GBU4G-BP](#) [GBU6B-E3/51](#) [DF15005S-E3/77](#) [GSIB15A80-E3/45](#) [DB104-BP](#) [D3SB60](#) [TB354](#)