



SMAF Plastic-Encapsulate Diodes

S2AF THRU S2MF General Purpose Rectifier Diodes

Features

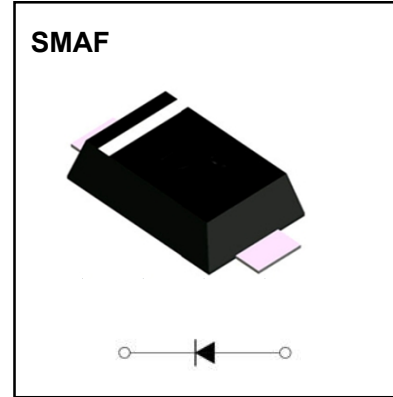
- $I_{F(AV)}$ 2A
- V_{RRM} 50V-1000V
- High surge current capability
- Polarity: Color band denotes cathode

Applications

- Rectifier

Marking

- S2X
- X : From A To M



Limiting Values(Absolute Maximum Rating)

| Item | Symbol | Unit | Test Conditions | S2 | | | | | | |
|--|----------------|------------------|---|------------|-----|-----|-----|-----|-----|------|
| | | | | AF | BF | DF | GF | JF | KF | MF |
| Repetitive Peak Reverse Voltage | V_{RRM} | V | | 50 | 100 | 200 | 400 | 600 | 800 | 1000 |
| Maximum RMS Voltage | V_{RMS} | V | | 35 | 70 | 140 | 280 | 420 | 560 | 700 |
| Average Forward Current | $I_{F(AV)}$ | A | 60Hz Half-sine wave, Resistance load, $T_L=110^\circ\text{C}$ | 2.0 | | | | | | |
| Surge(Non-repetitive)Forward Current | I_{FSM} | A | 60Hz Half-sine wave, 1 cycle, $T_a=25^\circ\text{C}$ | 60 | | | | | | |
| Operation Junction and Storage Temperature Range | T_J, T_{STG} | $^\circ\text{C}$ | | -55 ~ +150 | | | | | | |

Electrical Characteristics (T=25°C Unless otherwise specified)

| Item | Symbol | Unit | Test Condition | MAX | |
|-----------------------------|------------------|--------------------|-------------------------------|-------------------------|----|
| Peak Forward Voltage | V_F | V | $I_F=2.0\text{A}$ | 1.0 | |
| Peak Reverse Current | I_{RRM1} | μA | $V_{RM}=V_{RRM}$ | $T_a=25^\circ\text{C}$ | 5 |
| | I_{RRM2} | | | $T_a=125^\circ\text{C}$ | 50 |
| Thermal Resistance(Typical) | $R_{\theta J-A}$ | $^\circ\text{C/W}$ | Between junction and ambient | 55 | |
| | $R_{\theta J-L}$ | | Between junction and terminal | 16 | |

Notes:

Thermal resistance from junction to ambient and from junction to lead mounted on P.C.B. with 0.2" x 0.2" (5.0 mm x 5.0 mm) copper pad areas

Typical Characteristics

FIG.1: FORWARD CURRENT DERATING CURVE

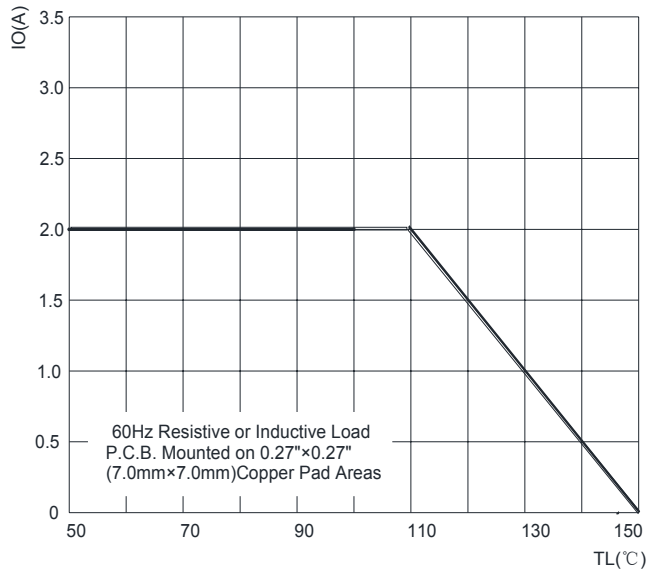


FIG.2: MAXIMUM NON-REPETITIVE FORWARD URGE CURRENT

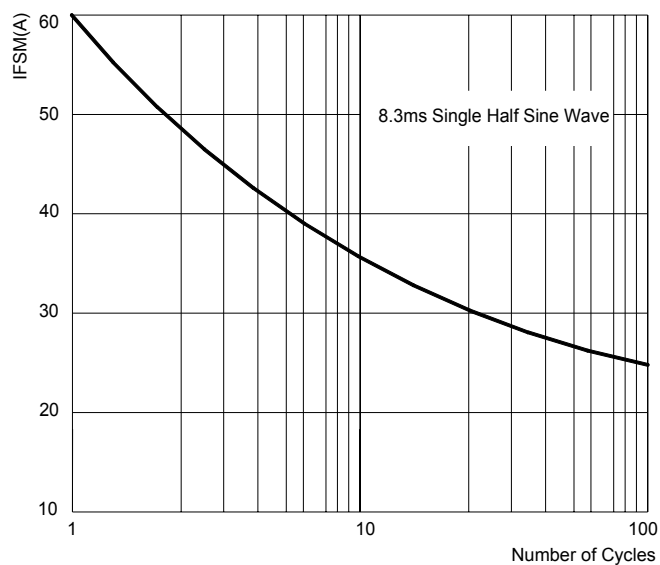


FIG.3: TYPICAL FORWARD CHARACTERISTICS

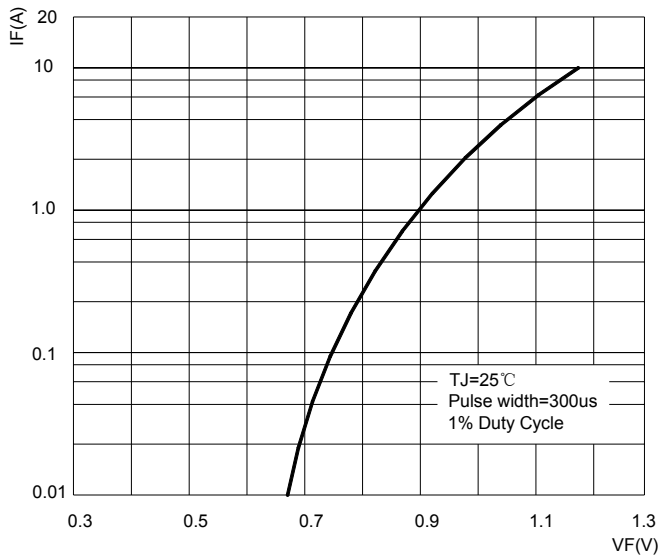
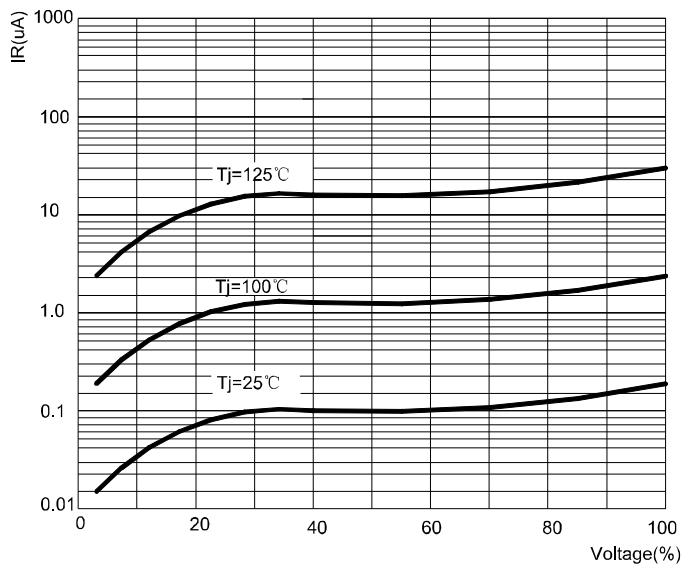


FIG.4: TYPICAL REVERSE CHARACTERISTICS

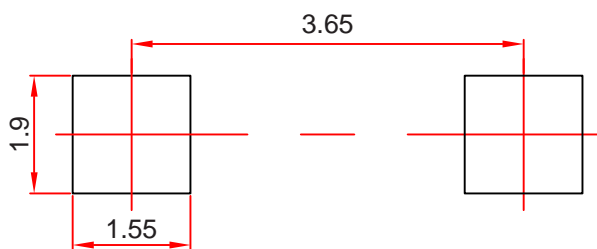


SMAF Package Outline Dimensions



Dimensions in inches and (millimeters)

SMAF Suggested Pad Layout



Note:

1. Controlling dimension: in millimeters.
2. General tolerance: ± 0.05 mm.
3. The pad layout is for reference purposes only.

NOTICE

JSCJ reserves the right to make modifications, enhancements, improvements, corrections or other changes without further notice to any product herein. JSCJ does not assume any liability arising out of the application or use of any product described herein.

Reel Taping Specifications For Surface Mount Devices- SMAF

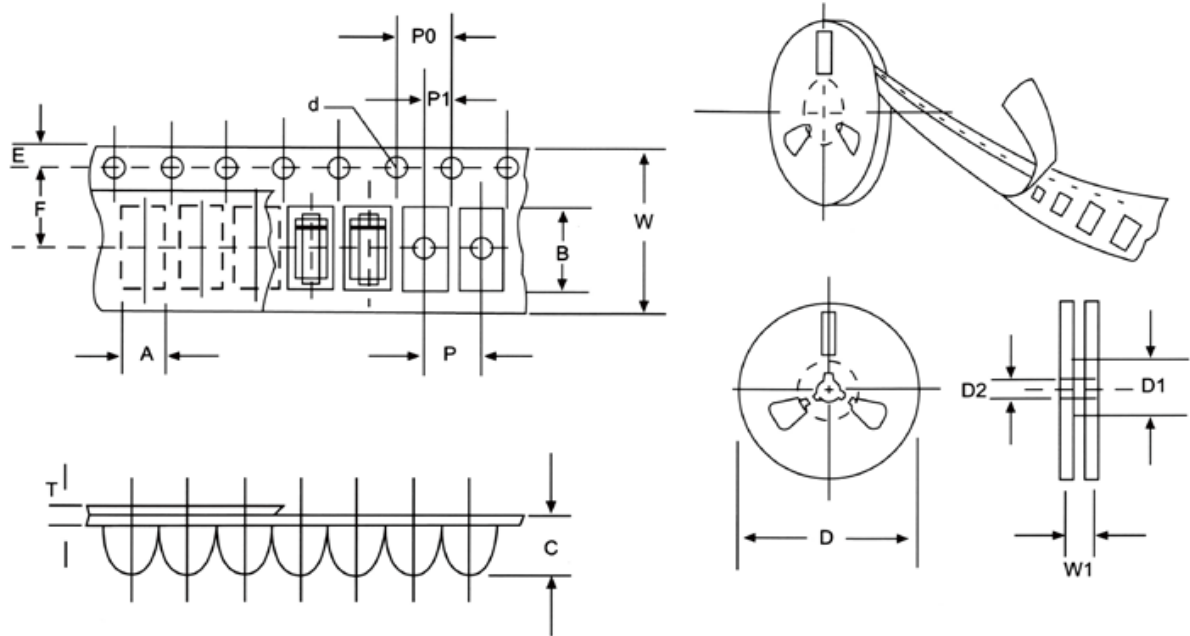


FIG: CONFIGURATION OF SURFACE MOUNTED DEVICES TAPING

| ITEM | SYMBOL | SMAF mm(inch) |
|------------------------|--------|------------------------|
| Carrier width | A | 2.83+0.1(0.112+0.004) |
| Carrier length | B | 4.90+0.1(0.193+0.004) |
| Carrier depth | C | 1.45+0.1(0.057+0.004) |
| Sprocket hole | d | 1.55+0.05(0.061+0.002) |
| Reel outside diameter | D | 178+2.0(7.0+0.079) |
| Reel inner diameter | D1 | 54±1.0(2.13±0.039) |
| Feed hole diameter | D2 | 13+0.5(0.512+0.020) |
| Sprocket hole position | E | 1.75+0.1(0.069+0.004) |
| Punch hole position | F | 5.5+0.05(0.217+0.002) |
| Punch hole pitch | P | 4.0+0.1(0.157+0.004) |
| Sprocket hole pitch | P0 | 4.0+0.1(0.157+0.004) |
| Embossment center | P1 | 2.0+0.1(0.079+0.004) |
| Total tape thickness | T | 0.23-0.29(0.009-0.011) |
| Tape width | W | 12.0+0.1(0.472+0.004) |
| Reel width | W1 | 16.8+2.0(0.661+0.079) |

NOTE: Devices are packed in accordance with EIA standard RS-481-A and specification given above.

X-ON Electronics

Largest Supplier of Electrical and Electronic Components

Click to view similar products for [Diodes - General Purpose, Power, Switching category:](#)

Click to view products by [Changjing Electronics Technology manufacturer:](#)

Other Similar products are found below :

[MMBD3004S-13-F](#) [RD0306T-H](#) [BAV17-TR](#) [BAV19-TR](#) [1N3611](#) [NTE156A](#) [NTE574](#) [NTE6244](#) [1SS181-TP](#) [1SS193,LF](#) [1SS400CST2RA](#)
[SDAA13](#) [SHN2D02FUTW1T1G](#) [LS4151GS08](#) [1N4449](#) [1N456A](#) [1N4934-E3/73](#) [1N914B](#) [1N914BTR](#) [1SS226-TP](#) [RFUH20TB3S](#)
[D291S45T](#) [BAV300-TR](#) [BAW56DWQ-7-F](#) [BAW75-TAP](#) [MM230L-CAA](#) [IDW40E65D1](#) [JAN1N3600](#) [LL4151-GS18](#) [053684A](#)
[SMMSD4148T3G](#) [707803H](#) [NSVDAN222T1G](#) [CDSZC01100-HF](#) [LL4150-M-08](#) [1N4454-TR](#) [BAV199E6433HTMA1](#) [BAS28-7](#)
[BAW56HDW-13](#) [BAS28 TR](#) [VS-HFA04SD60STR-M3](#) [NSVM1MA152WKT1G](#) [RGP30D-E3/73](#) [BAV99TQ-13-F](#) [BAS21DWA-7](#)
[BAV99HDW-13](#) [NTE6250](#) [NTE582-4](#) [NTE582-6](#) [MMDB30-E28X](#)