

Power Inductor AWVF Series

**Automotive
AEC-Q200**

RoHS Compliant
Halogen Free
REACH Compliant



Part Numbering

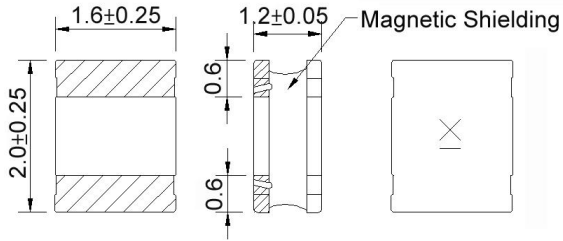
A	WVF	00	404018	1R0	M	00
Grade	Series Name	Control Code	Dimensions Code (mm)	Inductance (uH)	Tolerance	Internal Code
			201612 2.0x1.6x1.2	R47 0.47	M ±20%	
			252010 2.5x2.0x1.02	1R0 1.0	T ±30%	
			252012 2.5x2.0x1.2	101 100		
			303010 3.0x3.0x1.02			
			303012 3.0x3.0x1.2			
			303015 3.0x3.0x1.5			
			404012 4.0x4.0x1.02			
			404015 4.0x4.0x1.5			
			404018 4.0x4.0x1.9			
			404026 4.0x4.0x2.6			
			505020 5.0x5.0x2.0			
			606020 6.0x6.0x2.0			
			606028 6.0x6.0x2.8			
			808040 8.0x8.0x4.0			

Power Inductor AWVF Series

**Automotive
AEC-Q200**

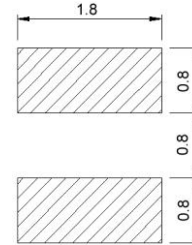
AWVF00201612 Type

■ Dimensions



unit:mm

■ Recommended Land Pattern



unit:mm

■ Electrical Characteristics

Part No.	Inductance (uH)	Test Freq.	RDC (Ω)±30%	Isat(A) Typ.(Max)	Irms(A) Typ.(Max)	Tolerance (±%)	Marking
AWVF00201612R47□00	0.47	1MHz,200mV	0.051	2.70(2.40)	2.30(2.00)	20,30	A
AWVF00201612R68□00	0.68	1MHz,200mV	0.074	2.20(1.90)	2.00(1.80)	20,30	L
AWVF002016121R5□00	1.5	1MHz,200mV	0.130	1.60(1.40)	1.40(1.30)	20,30	D
AWVF002016126R8□00	6.8	1MHz,200mV	0.465	0.82(0.73)	0.78(0.70)	20,30	H

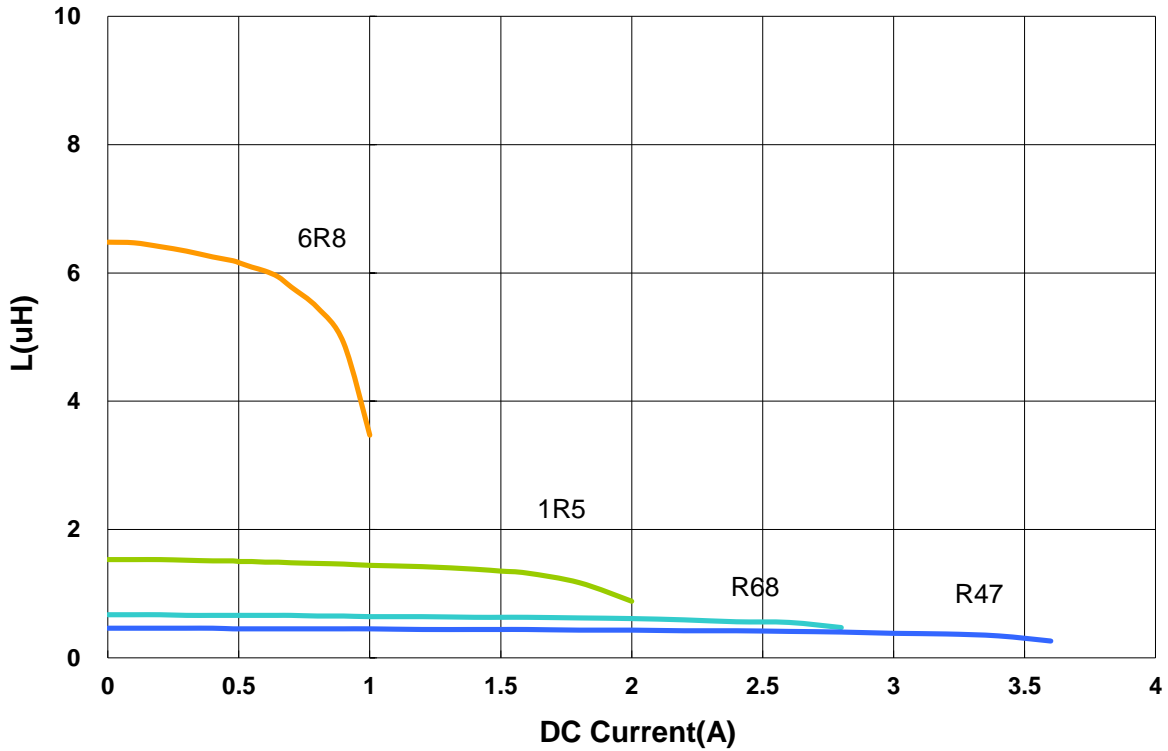
Note: When ordering, please specify tolerance code. Tolerance: M=±20% / T=±30%

1. Operating temperature range - 40°C ~ 125°C
2. Isat for Inductance drop 30% from its value without current
3. I rms for a 40°C temperature rise from 25°C ambient with current
4. Measure Equipment:
 L: Agilent HP4287A+Agilent HP16197A
 RDC: DIGITAL MILLINHM METER CHROMA 16502, or equivalent
 Isat: Agilent HP4284A
 I rms: Agilent HP4284A

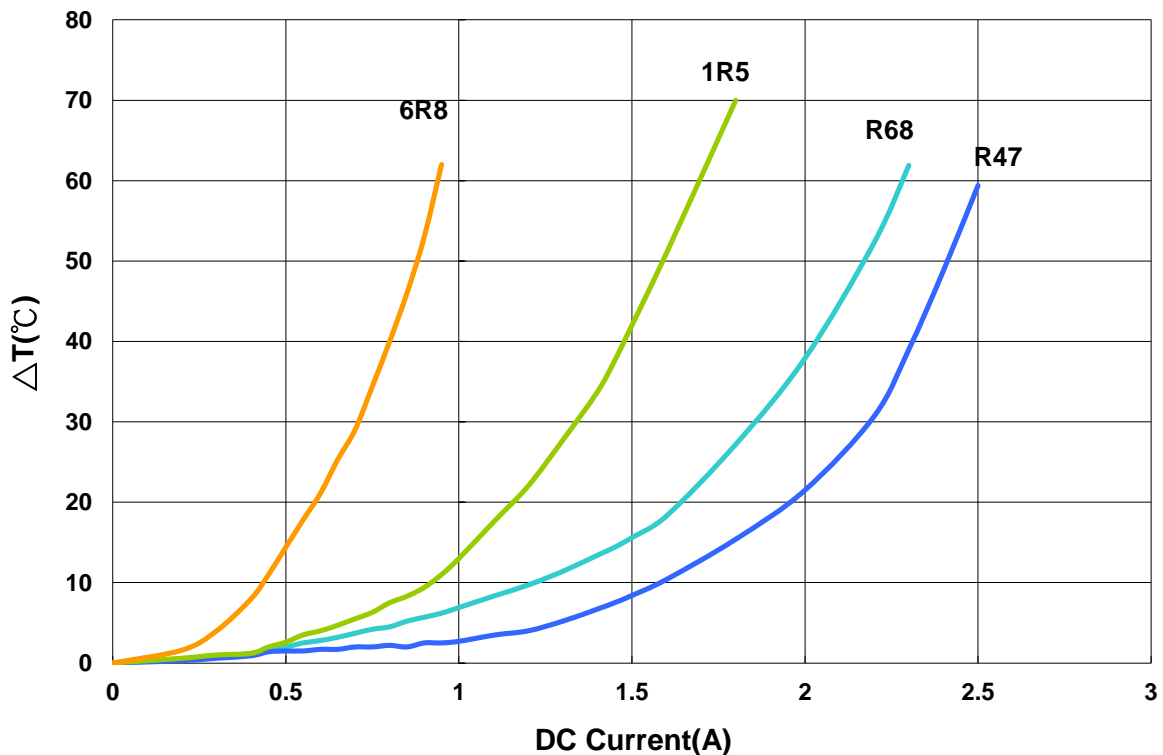
AWVF00201612 Type

■ Characteristics Graph

Inductance vs. DC Current



Temperature Change vs. DC Current

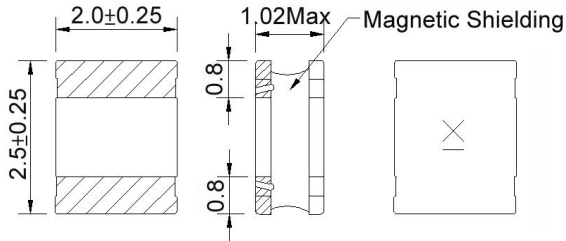


Power Inductor AWVF Series

**Automotive
AEC-Q200**

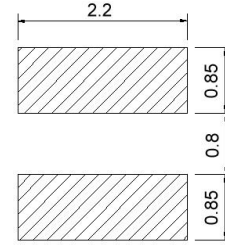
AWVF00252010 Type

■ Dimensions



unit:mm

■ Recommended Land Pattern



unit:mm

■ Electrical Characteristics

Part No.	Inductance (uH)	Test Freq.	RDC (Ω)±30%	Isat(A) Typ.(Max)	Irms(A) Typ.(Max)	Tolerance (±%)	Marking
AWVF00252010R47□00	0.47	1MHz,200mV	0.045	2.80(2.50)	2.30(2.00)	20,30	A
AWVF002520101R0□00	1.0	1MHz,200mV	0.066	1.90(1.70)	2.00(1.80)	20,30	B
AWVF002520101R5□00	1.5	1MHz,200mV	0.095	1.70(1.50)	1.80(1.60)	20,30	C
AWVF002520104R7□00	4.7	1MHz,200mV	0.285	0.92(0.82)	0.95(0.85)	20,30	F
AWVF00252010100□00	10	1MHz,200mV	0.535	0.60(0.54)	0.70(0.63)	20,30	H
AWVF00252010150□00	15	1MHz,200mV	0.810	0.50(0.45)	0.55(0.49)	20,30	I
AWVF00252010220□00	22	1MHz,200mV	1.200	0.40(0.36)	0.44(0.39)	20,30	J

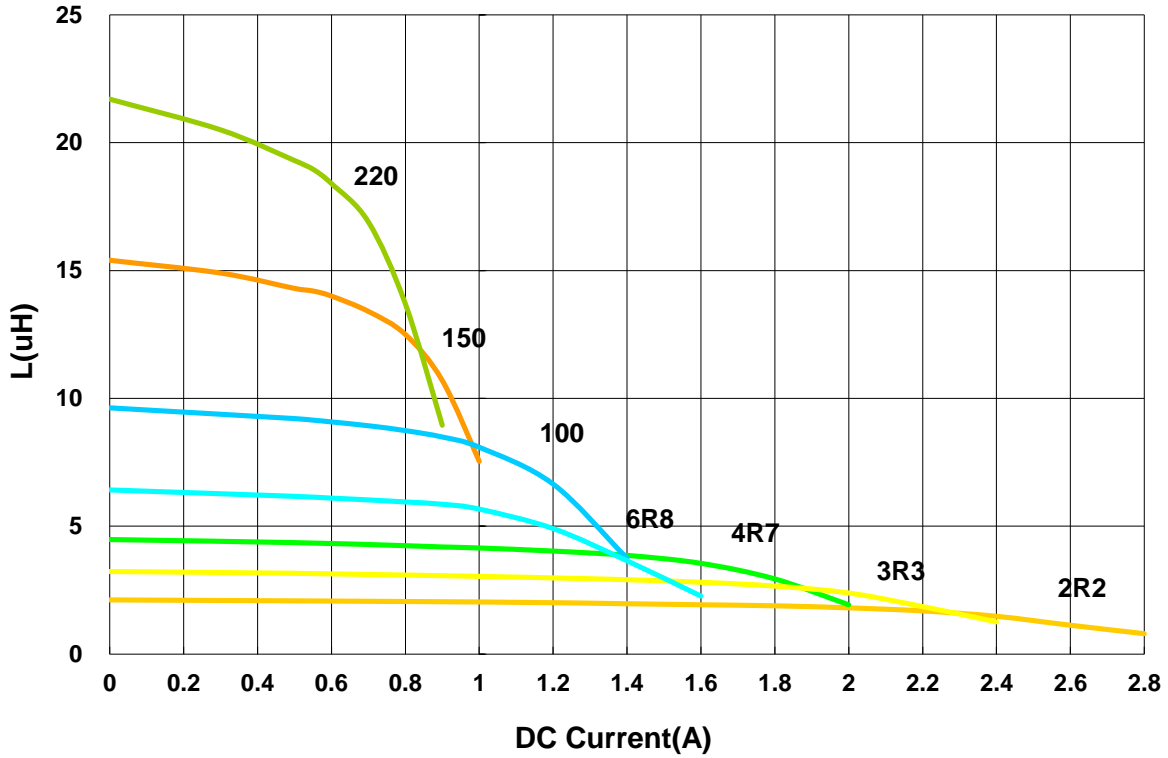
Note: When ordering, please specify tolerance code. Tolerance: M=±20% / T=±30%

1. Operating temperature range - 40°C ~ 125°C
2. Isat for Inductance drop 30% from its value without current
3. I rms for a 40°C temperature rise from 25°C ambient with current
4. Measure Equipment:
 - L: Agilent HP4287A+Agilent HP16197A
 - RDC: DIGITAL MILLINHM METER CHROMA 16502, or equivalent
 - Isat: Agilent HP4284A
 - I rms: Agilent HP4284A

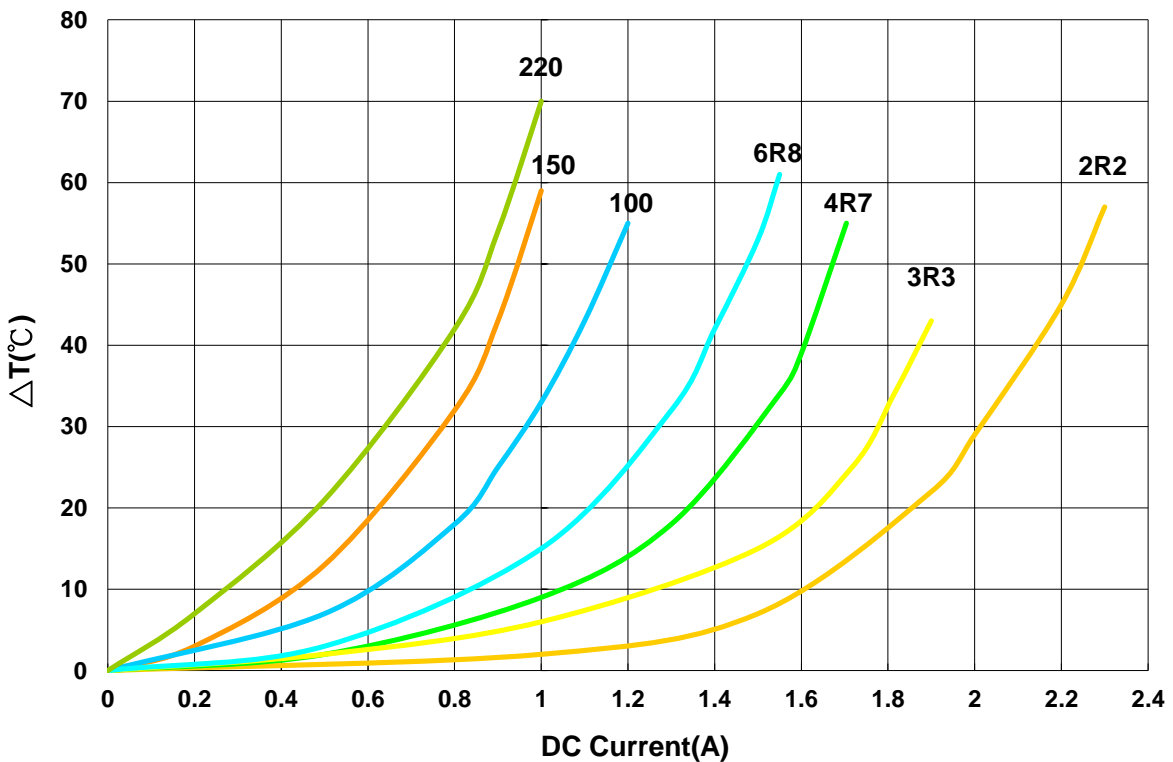
AWVF00252010 Type

■ Characteristics Graph

Inductance vs. DC Current



Temperature Change vs. DC Current

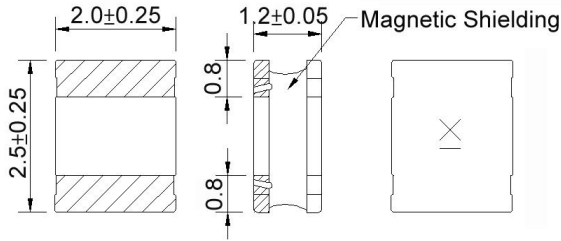


Power Inductor AWVF Series

**Automotive
AEC-Q200**

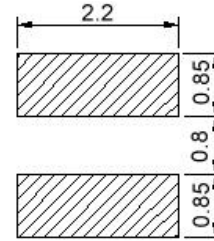
AWVF00252012 Type

■ Dimensions



unit:mm

■ Recommended Land Pattern



unit:mm

■ Electrical Characteristics

Part No.	Inductance (uH)	Test Freq.	RDC (Ω)±30%	Isat(A) Typ.(Max)	Irms(A) Typ.(Max)	Tolerance (±%)	Marking
AWVF00252012R50□00	0.5	1MHz,200mV	0.028	3.50(3.10)	3.00(2.70)	20,30	B
AWVF002520121R0□00	1.0	1MHz,200mV	0.050	2.50(2.20)	2.40(2.10)	20,30	C
AWVF002520121R2□00	1.2	1MHz,200mV	0.053	2.10(1.80)	2.35(2.10)	20,30	D
AWVF002520121R5□00	1.5	1MHz,200mV	0.068	1.95(1.70)	2.30(2.00)	20,30	E
AWVF002520122R2□00	2.2	1MHz,200mV	0.080	1.80(1.60)	1.80(1.60)	20,30	F
AWVF002520123R3□00	3.3	1MHz,200mV	0.130	1.45(1.20)	1.50(1.30)	20,30	G
AWVF002520124R7□00	4.7	1MHz,200mV	0.190	1.10(0.98)	1.10(0.98)	20,30	H
AWVF002520125R6□00	5.6	1MHz,200mV	0.210	1.05(0.93)	1.00(0.89)	20,30	I
AWVF002520126R8□00	6.8	1MHz,200mV	0.300	0.95(0.84)	0.80(0.71)	20,30	J
AWVF00252012100□00	10	1MHz,200mV	0.385	0.88(0.78)	0.70(0.62)	20,30	K
AWVF00252012150□00	15	1MHz,200mV	0.570	0.68(0.60)	0.62(0.54)	20,30	L
AWVF00252012220□00	22	1MHz,200mV	0.810	0.55(0.48)	0.53(0.46)	20,30	M

Note: When ordering, please specify tolerance code. Tolerance: M=±20% / T=±30%

1. Operating temperature range - 40°C ~ 125°C
2. Isat for Inductance drop 30% from its value without current
3. Irms for a 40°C temperature rise from 25°C ambient.
4. Measure Equipment:
 L: Agilent/HP4287A+Agilent/HP16197A
 RDC: Digital Milliohm Meter Chroma 16502, or equivalent
 Isat: Agilent/HP4284A
 Irms: Agilent/HP4284A

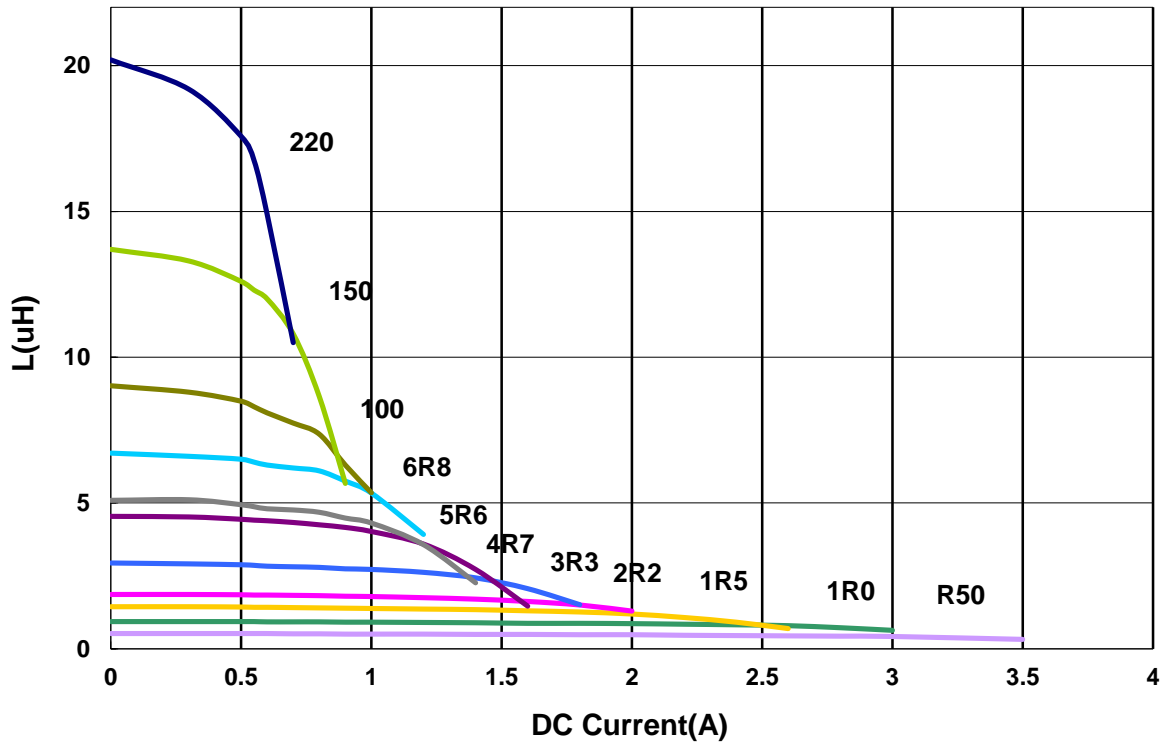
Power Inductor AWVF Series

**Automotive
AEC-Q200**

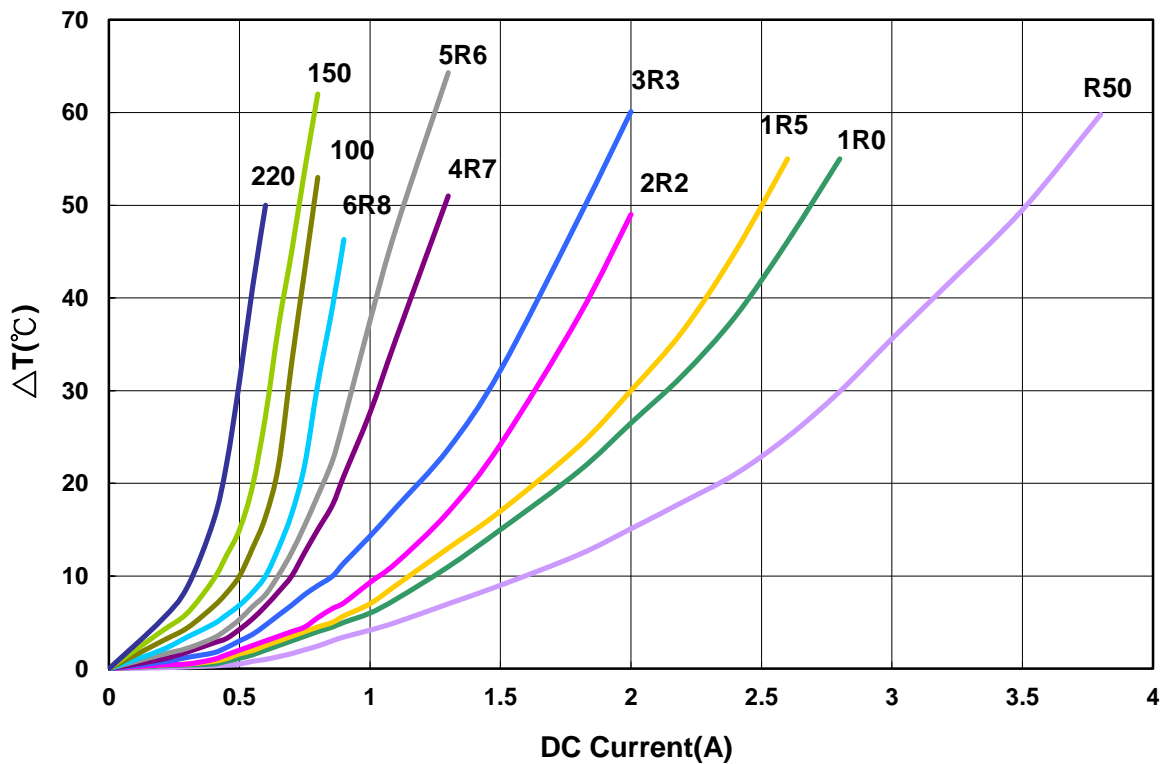
AWVF00252012 Type

Characteristics Graph

Inductance vs. DC Current



Temperature Change vs. DC Current



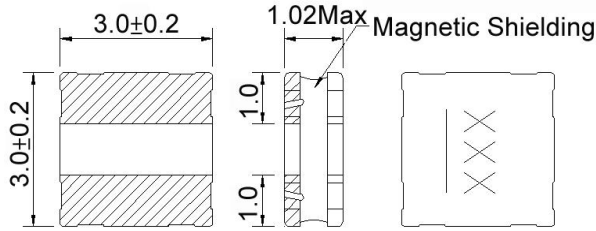
Please be sure to request approval specifications that provide further details of the products. Kindly note that the content of these specifications are subject to change or may be discontinued without prior notice. This product may not be designed/used in medical or high risk applications without Chilisin approval. Please contact our sales department before ordering.

Power Inductor AWVF Series

**Automotive
AEC-Q200**

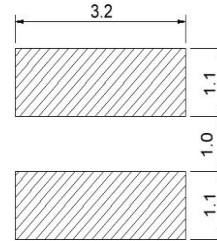
AWVF00303010 Type

■ Dimensions



unit:mm

■ Recommended Land Pattern



unit:mm

■ Electrical Characteristics

Part No.	Inductance (uH)	Test Freq.	RDC (Ω)±30%	Isat(A) Typ.(Max)	Irms(A) Typ.(Max)	Tolerance (±%)	Marking
AWVF003030101R5□00	1.5	1MHz,200mV	0.085	1.80(1.60)	1.70(1.50)	20,30	1R5
AWVF003030102R2□00	2.2	1MHz,200mV	0.100	1.50(1.30)	1.40(1.20)	20,30	2R2
AWVF003030104R7□00	4.7	1MHz,200mV	0.205	1.00(0.90)	0.95(0.85)	20,30	4R7
AWVF003030106R8□00	6.8	1MHz,200mV	0.310	0.87(0.78)	0.85(0.76)	20,30	6R8
AWVF00303010100□00	10	1MHz,200mV	0.430	0.64(0.57)	0.63(0.56)	20,30	100
AWVF00303010150□00	15	1MHz,200mV	0.625	0.56(0.50)	0.55(0.49)	20,30	150
AWVF00303010220□00	22	1MHz,200mV	0.870	0.47(0.42)	0.46(0.41)	20,30	220
AWVF00303010470□00	47	1MHz,200mV	1.750	0.29(0.26)	0.28(0.25)	20,30	470

Note: When ordering, please specify tolerance code. Tolerance: M=±20% / T=±30%

1. Operating temperature range - 40°C ~ 125°C
2. Isat for Inductance drop 30% from its value without current
3. I rms for a 40°C temperature rise from 25°C ambient with current
4. Measure Equipment:
 L: Agilent HP4287A+Agilent HP16197A
 RDC: DIGITAL MILLINHM METER CHROMA 16502, or equivalent
 Isat: Agilent HP4284A
 I rms: Agilent HP4284A

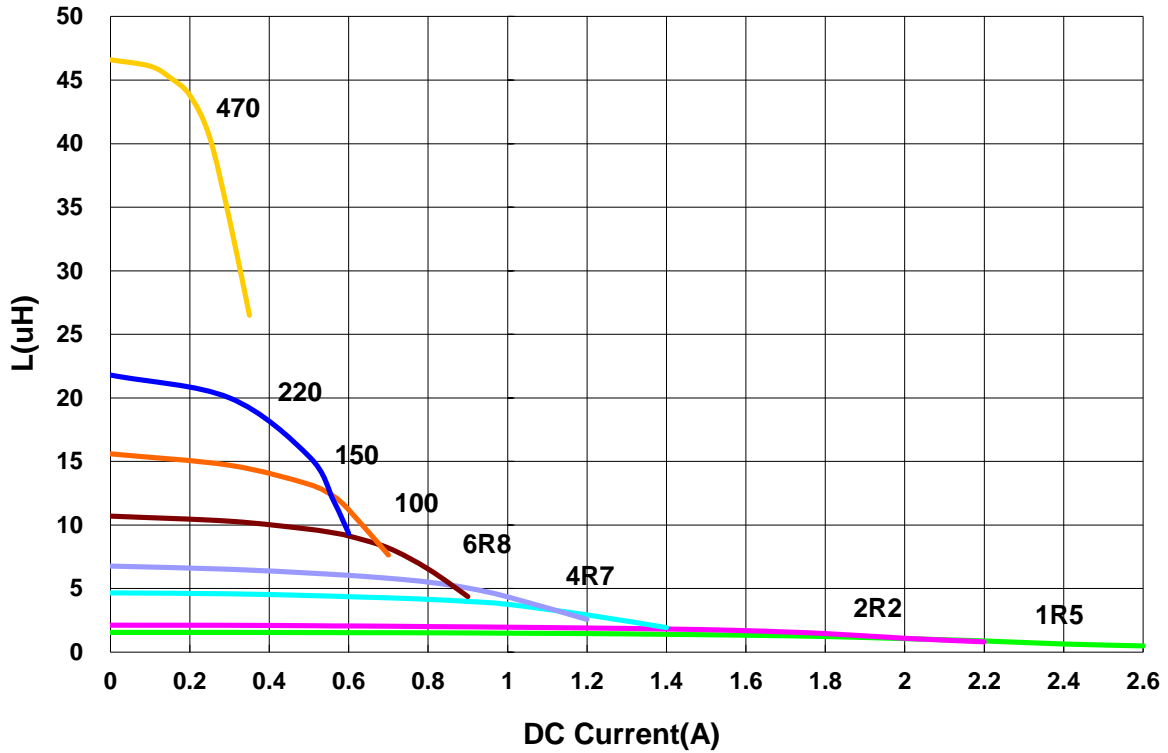
Power Inductor AWVF Series

**Automotive
AEC-Q200**

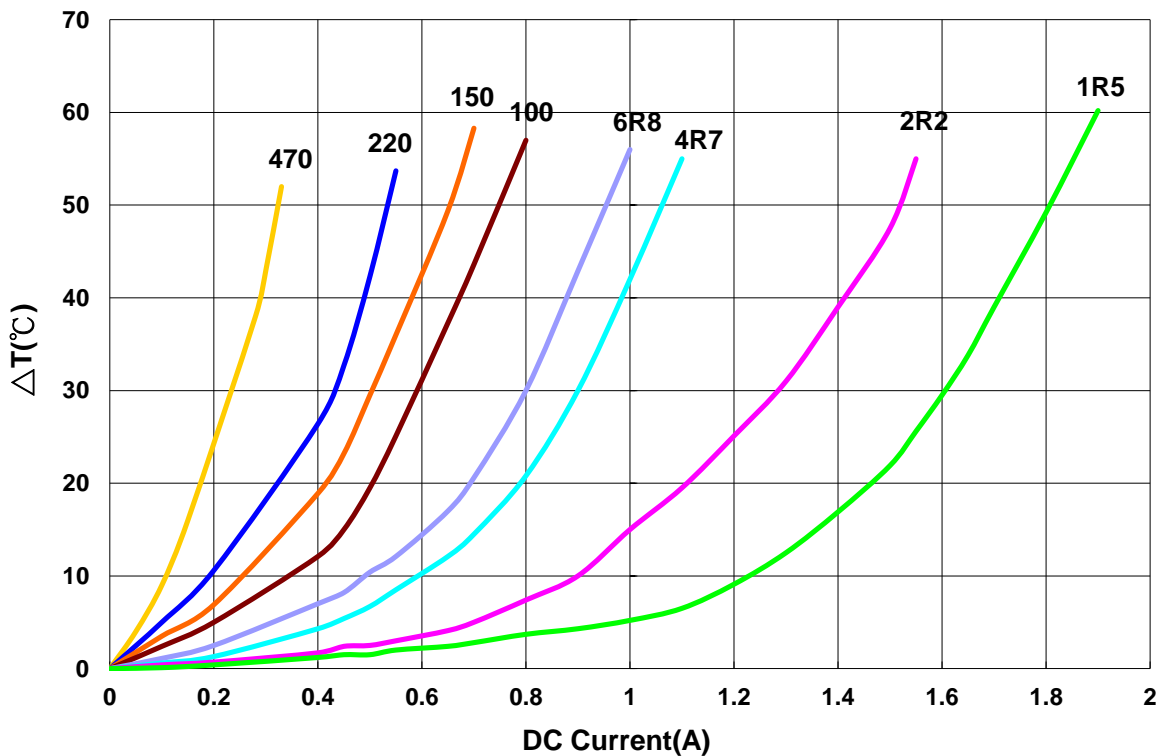
AWVF00303010 Type

Characteristics Graph

Inductance vs. DC Current



Temperature Change vs. DC Current

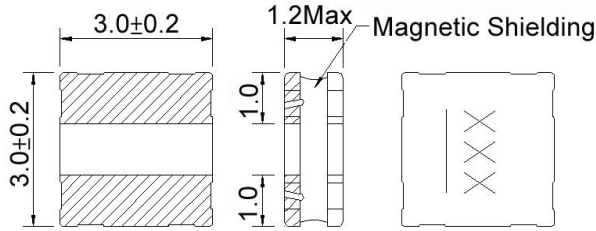


Power Inductor AWVF Series

**Automotive
AEC-Q200**

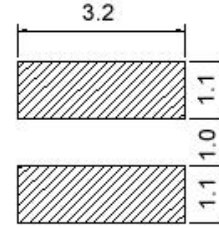
AWVF00303012 Type

■ Dimensions



unit:mm

■ Recommended Land Pattern



unit:mm

■ Electrical Characteristics

Part No.	Inductance (uH)	Test Freq.	RDC (Ω)±30%	Isat(A) Typ.(Max)	Irms(A) Typ.(Max)	Tolerance (±%)	Marking
AWVF003030122R2□00	2.2	1MHz,200mV	0.092	2.10(1.80)	2.00(1.80)	20,30	2R2
AWVF003030123R3□00	3.3	1MHz,200mV	0.130	1.84(1.60)	1.80(1.60)	20,30	3R3
AWVF003030124R7□00	4.7	1MHz,200mV	0.180	1.56(1.40)	1.52(1.30)	20,30	4R7
AWVF003030126R8□00	6.8	1MHz,200mV	0.250	1.32(1.10)	1.30(1.10)	20,30	6R8
AWVF00303012100□00	10	1MHz,200mV	0.420	1.06(0.95)	1.00(0.90)	20,30	100
AWVF00303012150□00	15	1MHz,200mV	0.560	0.82(0.73)	0.80(0.72)	20,30	150
AWVF00303012220□00	22	1MHz,200mV	0.860	0.64(0.57)	0.62(0.55)	20,30	220
AWVF00303012470□00	47	1MHz,200mV	1.820	0.49(0.44)	0.43(0.38)	20,30	470

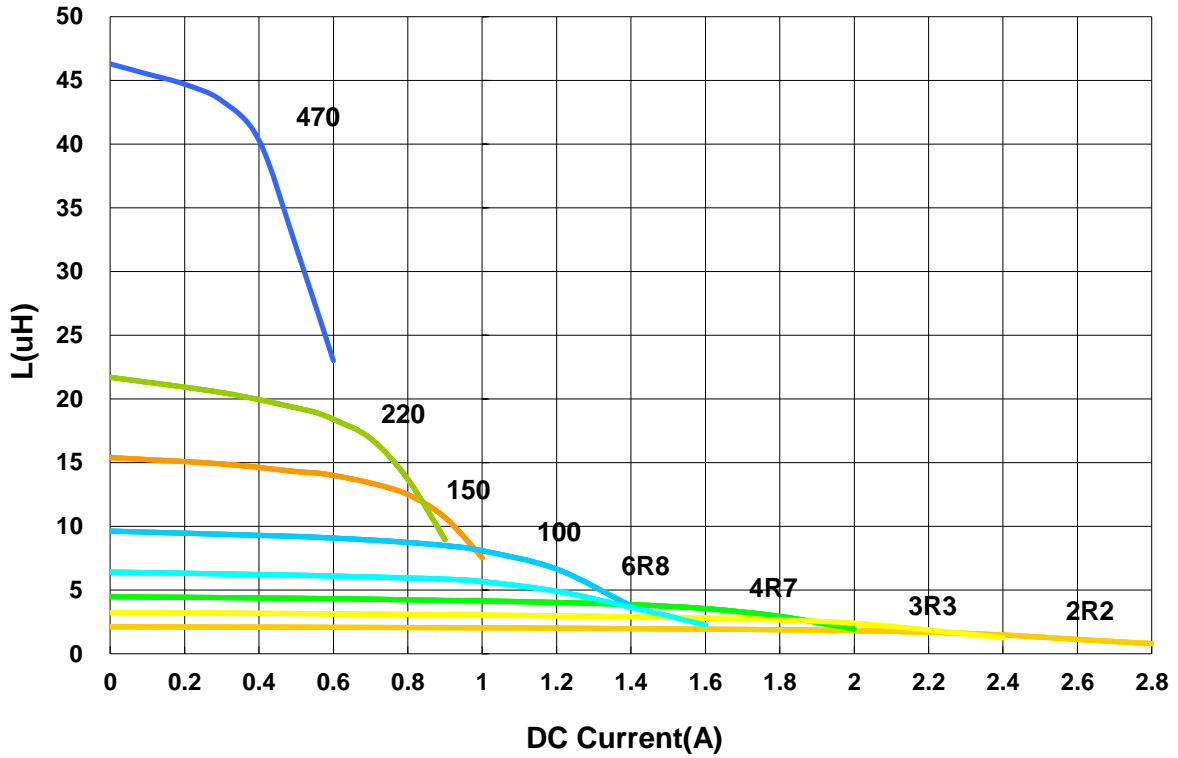
Note: When ordering, please specify tolerance code. Tolerance: M=±20% / T=±30%

1. Operating temperature range - 40°C ~ 125°C
2. Isat for Inductance drop 30% from its value without current
3. I rms for a 40°C temperature rise from 25°C ambient with current
4. Measure Equipment:
 L: Agilent HP4287A+Agilent HP16197A
 RDC: DIGITAL MILLINHM METER CHROMA 16502, or equivalent
 Isat: Agilent HP4284A
 I rms: Agilent HP4284A

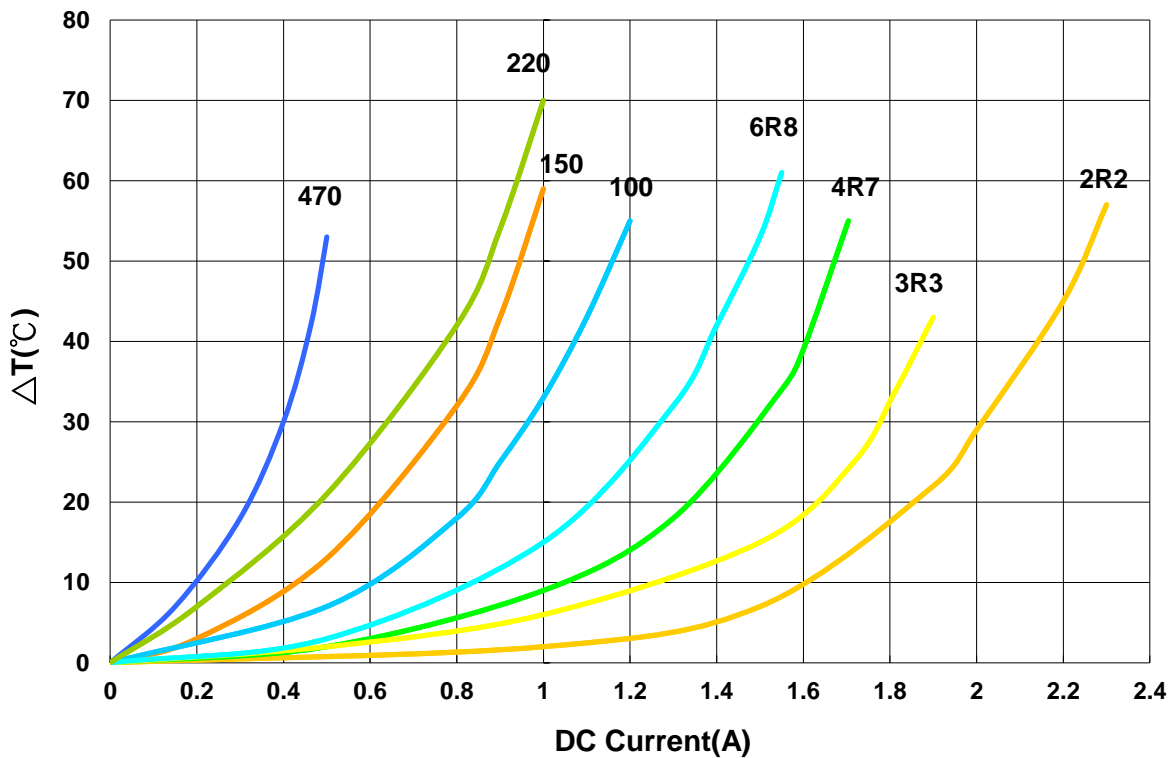
AWVF00303012 Type

■ Characteristics Graph

Inductance vs. DC Current



Temperature Change vs. DC Current

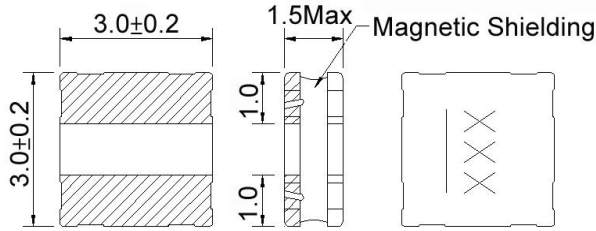


Power Inductor AWFV Series

**Automotive
AEC-Q200**

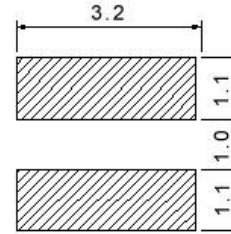
AWVF00303015 Type

■ Dimensions



unit:mm

■ Recommended Land Pattern



unit:mm

■ Electrical Characteristics

Part No.	Inductance (uH)	Test Freq.	RDC (Ω)±30%	Isat(A) Typ.(Max)	Irms(A) Typ.(Max)	Tolerance (±%)	Marking
AWVF00303015R47□00	0.47	1MHz,200mV	0.036	4.70(4.20)	4.00(3.60)	20,30	R47
AWVF003030151R0□00	1.0	1MHz,200mV	0.054	3.40(3.00)	3.00(2.70)	20,30	1R0
AWVF003030151R5□00	1.5	1MHz,200mV	0.063	3.00(2.70)	2.60(2.30)	20,30	1R5
AWVF003030152R2□00	2.2	1MHz,200mV	0.09	2.30(2.00)	2.00(1.80)	20,30	2R2
AWVF003030153R3□00	3.3	1MHz,200mV	0.125	1.90(1.70)	1.80(1.60)	20,30	3R3
AWVF003030154R7□00	4.7	1MHz,200mV	0.17	1.58(1.40)	1.52(1.30)	20,30	4R7
AWVF003030156R8□00	6.8	1MHz,200mV	0.235	1.34(1.20)	1.30(1.10)	20,30	6R8
AWVF00303015100□00	10	1MHz,200mV	0.36	1.06(0.95)	1.00(0.90)	20,30	100
AWVF00303015150□00	15	1MHz,200mV	0.55	0.90(0.81)	0.8(0.72)	20,30	150
AWVF00303015220□00	22	1MHz,200mV	0.77	0.76(0.68)	0.65(0.58)	20,30	220
AWVF00303015330□00	33	1MHz,200mV	0.93	0.65(0.58)	0.6(0.54)	20,30	330
AWVF00303015470□00	47	1MHz,200mV	1.5	0.52(0.46)	0.42(0.37)	20,30	470
AWVF00303015101□00	100	1MHz,200mV	2.7	0.36(0.32)	0.30(0.27)	20,30	101

Note: When ordering, please specify tolerance code. Tolerance: M=±20% / T=±30%

1. Operating temperature range - 40°C ~ 125°C
2. Isat for Inductance drop 30% from its value without current
3. I rms for a 40°C temperature rise from 25°C ambient with current
4. Measure Equipment:

L: Agilent HP4287A+Agilent HP16197A
 RDC: DIGITAL MILLINHM METER CHROMA 16502, or equivalent
 Isat: Agilent HP4284A
 I rms: Agilent HP4284A

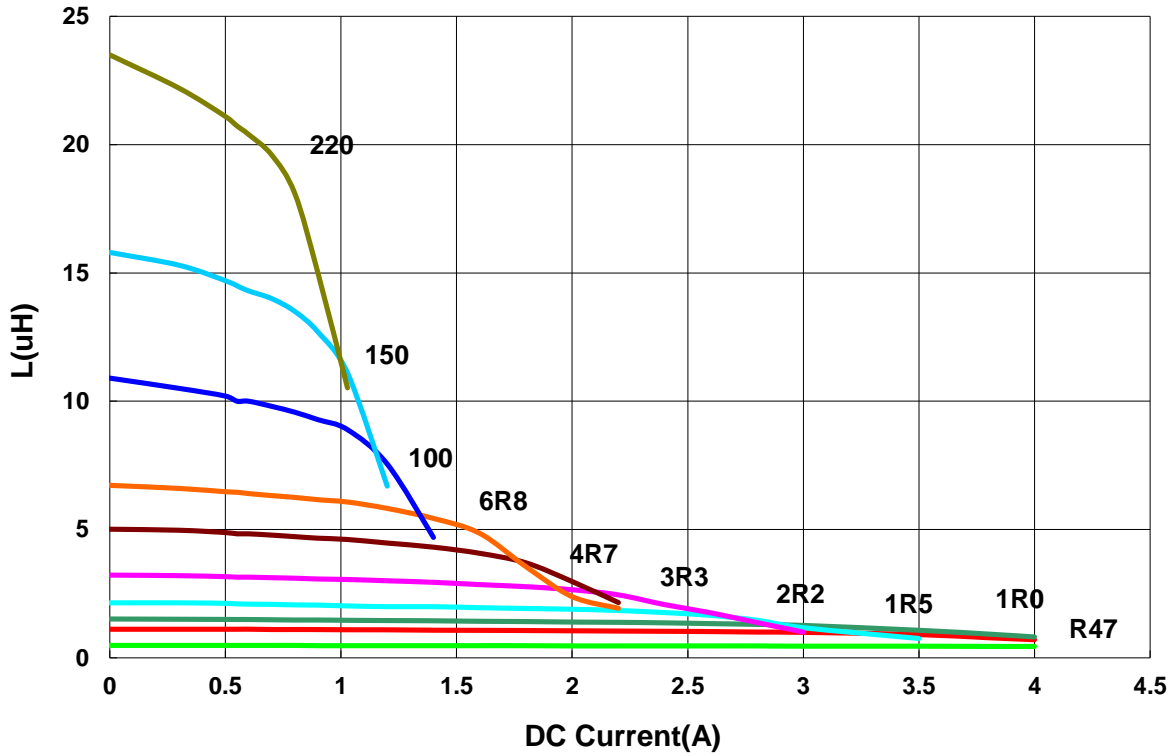
Power Inductor AWVF Series

**Automotive
AEC-Q200**

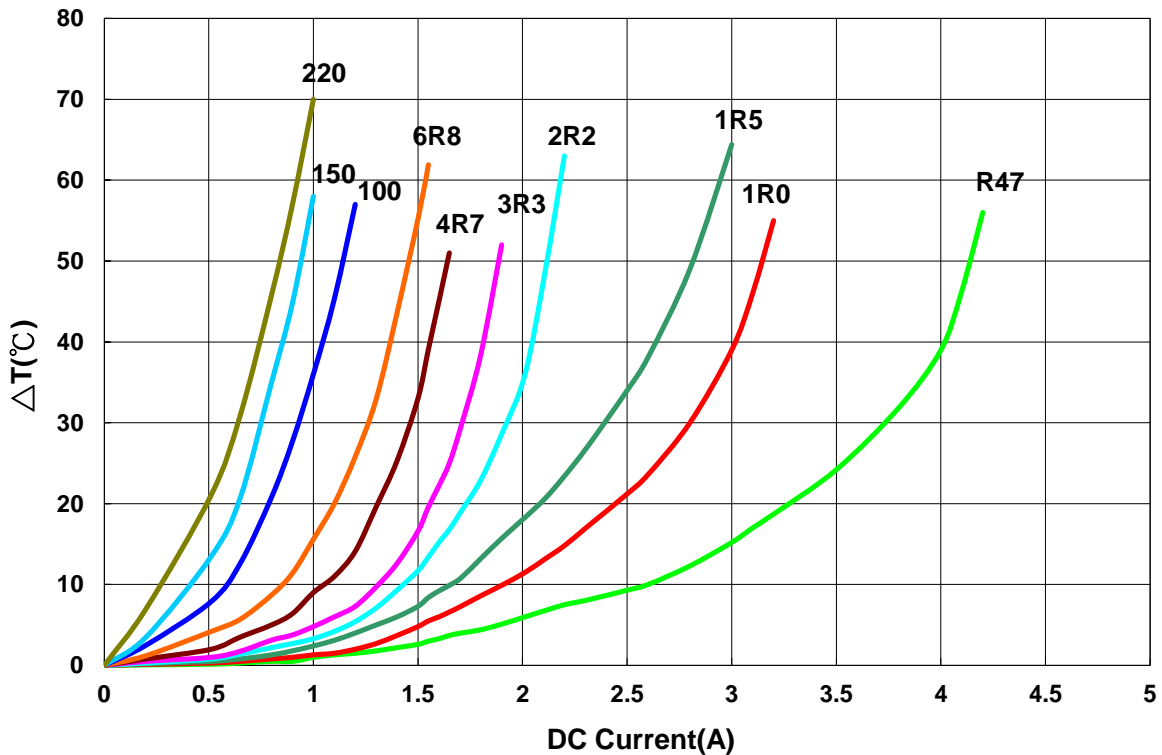
AWVF00303015 Type

Characteristics Graph

Inductance vs. DC Current



Temperature Change vs. DC Current



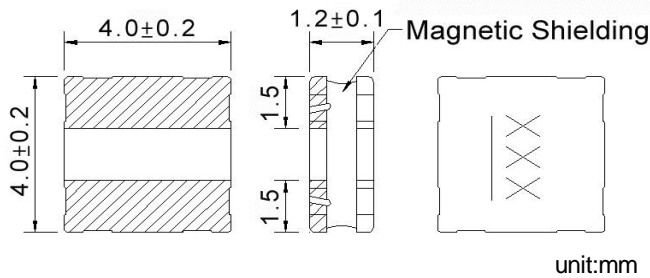
Please be sure to request approval specifications that provide further details of the products. Kindly note that the content of these specifications are subject to change or may be discontinued without prior notice. This product may not be designed/used in medical or high risk applications without Chilisin approval. Please contact our sales department before ordering.

Power Inductor AWVF Series

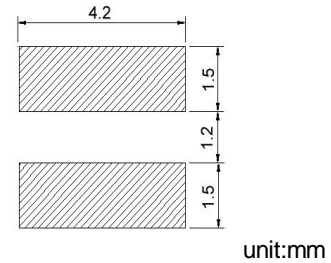
**Automotive
AEC-Q200**

AWVF00404012 Type

■ Dimensions



■ Recommended Land Pattern



■ Electrical Characteristics

Part No.	Inductance (uH)	Test Freq.	RDC (Ω)±30%	Isat(A) Typ.(Max)	Irms(A) Typ.(Max)	Tolerance (±%)	Marking
AWVF004040123R3□00	3.3	1MHz,200mV	0.072	1.5(1.30)	2.1(1.80)	20,30	3R3
AWVF00404012100□00	10	1MHz,200mV	0.190	0.9(0.81)	1.2(1.00)	20,30	100

Note: When ordering, please specify tolerance code. Tolerance: M=±20% / T=±30%

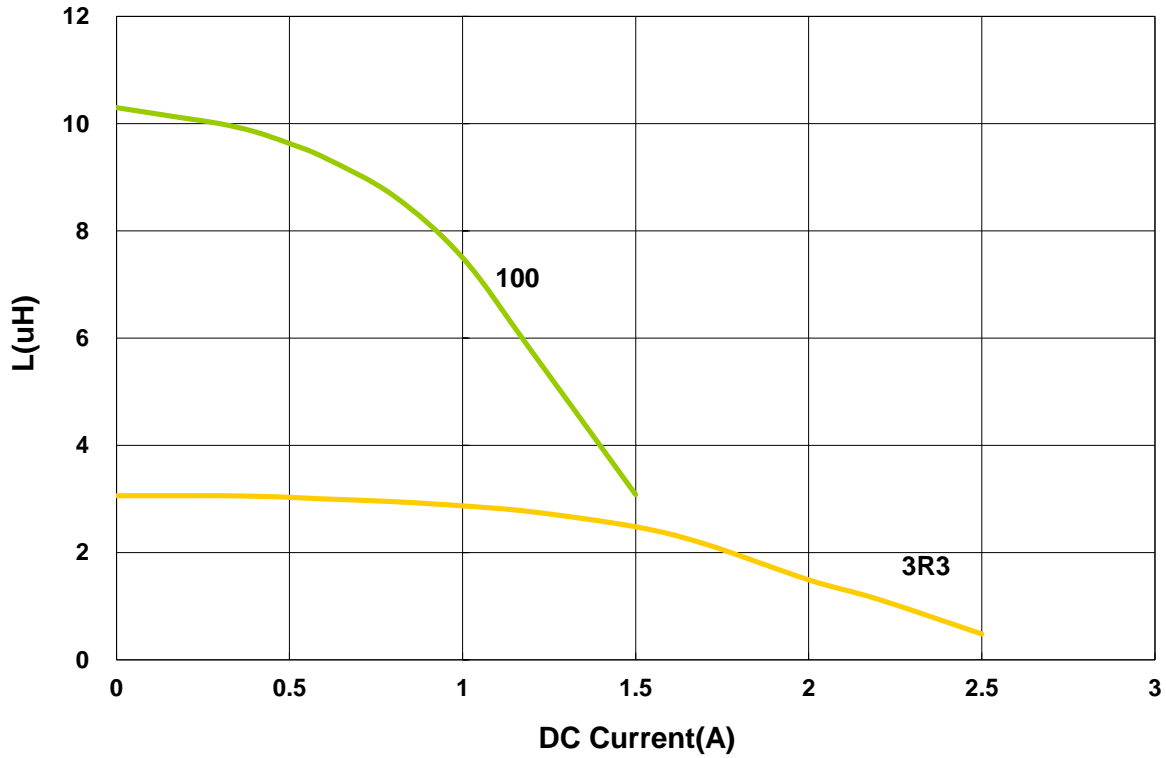
1. Operating temperature range - 40°C ~ 125°C
2. Isat for Inductance drop 30% from its value without current
3. Irms for a 40°C temperature rise from 25°C ambient with current
4. Measure Equipment:

L: Agilent HP4284A+Agilent HP42841A
 RDC: DIGITAL MILLINHM METER CHROMA 16502, or equivalent
 Isat: Agilent HP4284A
 Irms: Agilent HP4284A

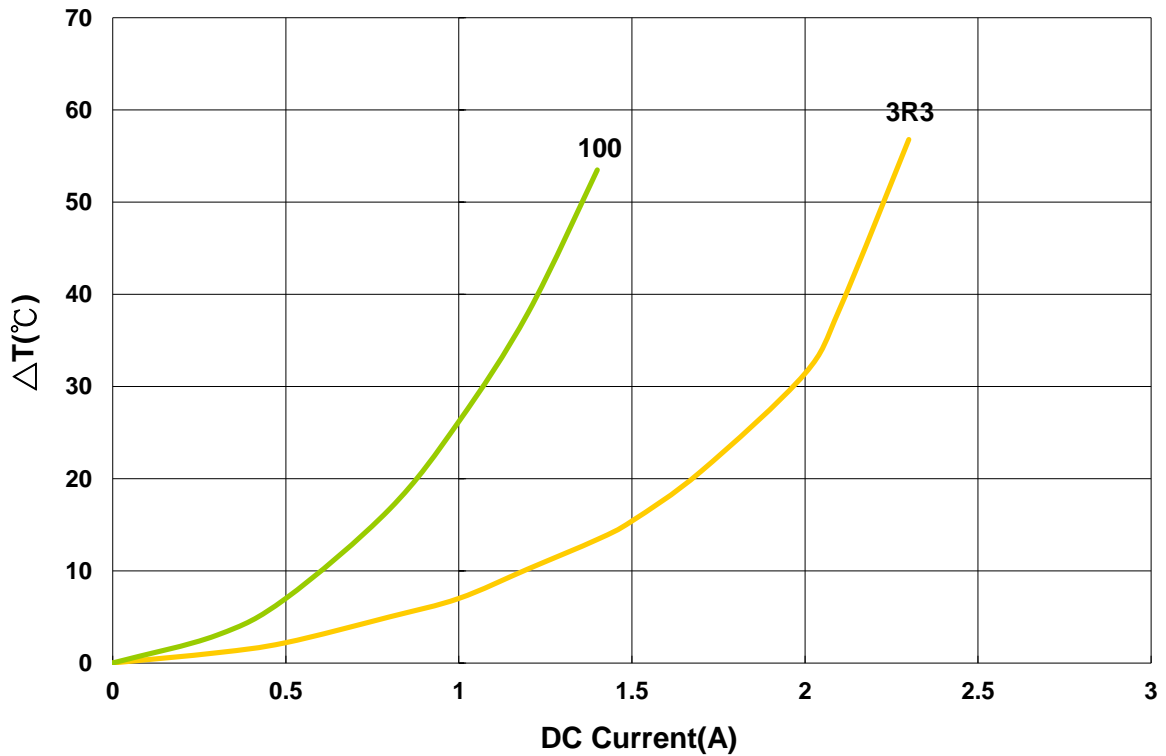
AWVF00404012 Type

■ Characteristics Graph

Inductance vs. DC Current



Temperature Change vs. DC Current

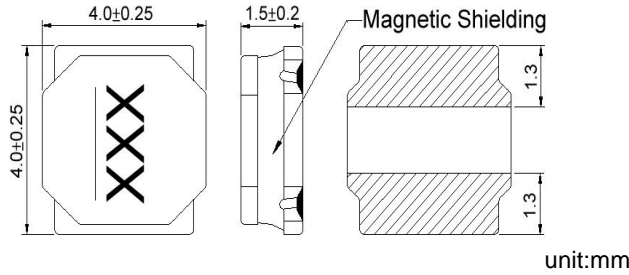


Power Inductor AWVF Series

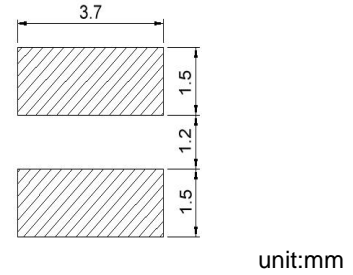
**Automotive
AEC-Q200**

AWVF00404015 Type

■ Dimensions



■ Recommended Land Pattern



■ Electrical Characteristics

Part No.	Inductance (uH)	Test Freq.	RDC (Ω)±30%	Isat(A) Typ.(Max)	Irms(A) Typ.(Max)	Tolerance (±%)	Marking
AWVF00404015R47□00	0.47	1MHz,200mV	0.019	4.00(3.60)	4.2(3.70)	20,30	R47
AWVF004040151R5□00	1.5	1MHz,200mV	0.041	3.00(2.70)	3.2(2.80)	20,30	1R5
AWVF004040152R2□00	2.2	1MHz,200mV	0.054	2.30(2.00)	2.6(2.30)	20,30	2R2
AWVF004040154R7□00	4.7	1MHz,200mV	0.100	1.60(1.40)	1.8(1.60)	20,30	4R7
AWVF004040156R8□00	6.8	1MHz,200mV	0.138	1.40(1.20)	1.6(1.40)	20,30	6R8
AWVF00404015100□00	10	1MHz,200mV	0.200	1.00(0.90)	1.2(1.00)	20,30	100
AWVF00404015150□00	15	1MHz,200mV	0.300	0.92(0.82)	1.0(0.94)	20,30	150
AWVF00404015220□00	22	1MHz,200mV	0.400	0.72(0.64)	0.85(0.76)	20,30	220

Note: When ordering, please specify tolerance code. Tolerance: M=±20% / T=±30%

1. Operating temperature range - 40°C ~ 125°C
2. Isat for Inductance drop 30% from its value without current
3. Irms for a 40°C temperature rise from 25°C ambient with current
4. Measure Equipment:
 - L: Agilent HP4284A+Agilent HP42841A
 - RDC: DIGITAL MILLINHM METER CHROMA 16502, or equivalent
 - Isat: Agilent HP4284A
 - Irms: Agilent HP4284A

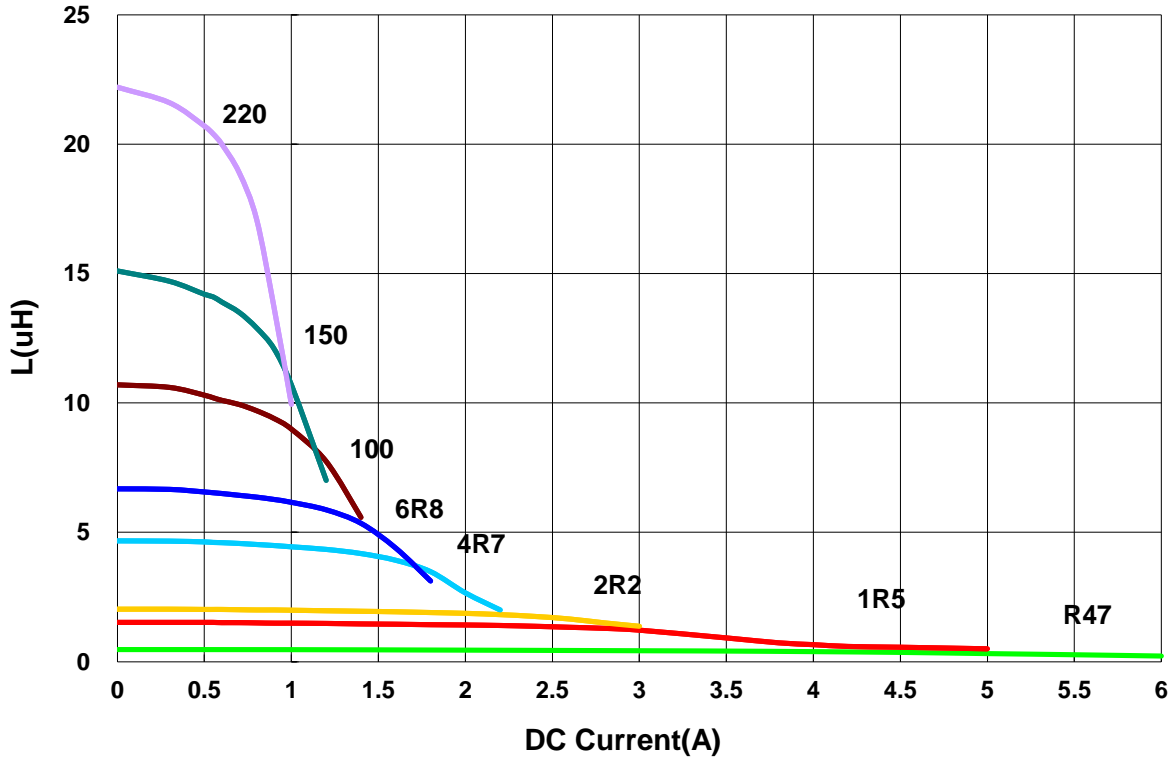
Power Inductor AWVF Series

**Automotive
AEC-Q200**

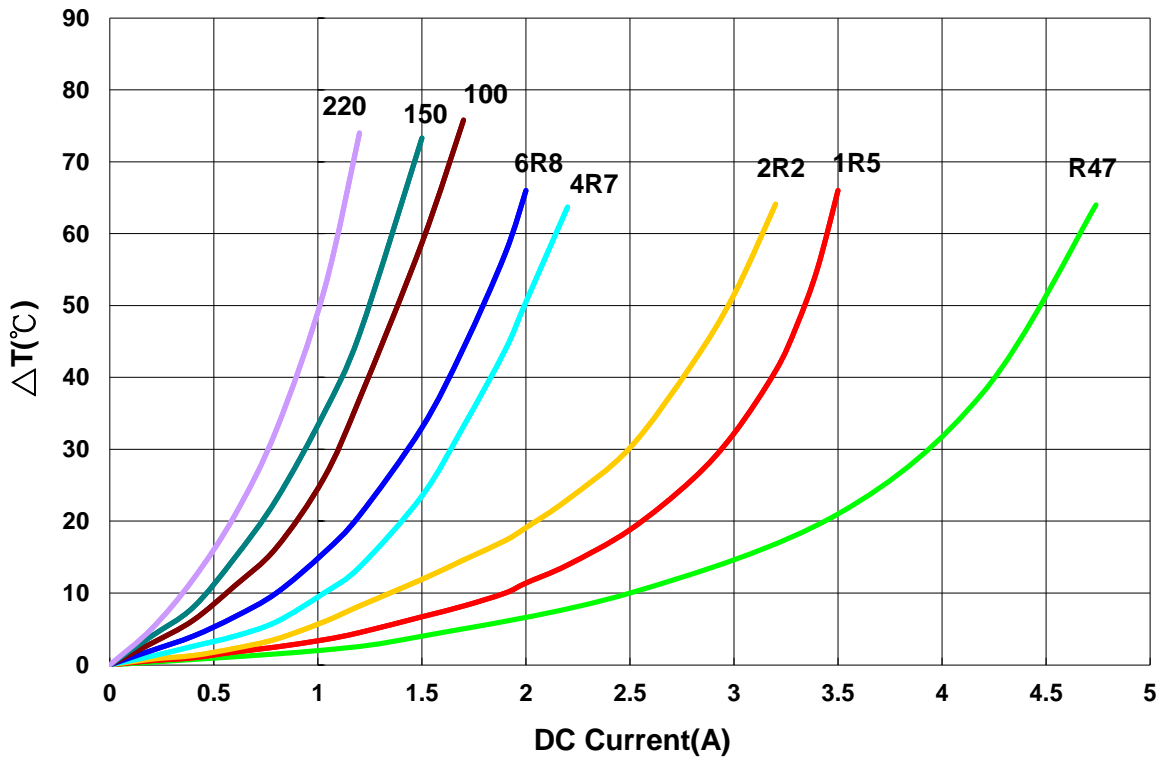
AWVF00404015 Type

Characteristics Graph

Inductance vs. DC Current



Temperature Change vs. DC Current

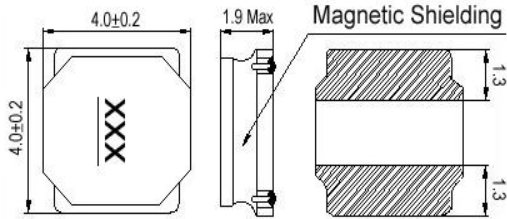


Power Inductor AWVF Series

**Automotive
AEC-Q200**

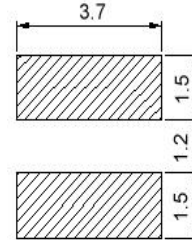
AWVF00404018 Type

■ Dimensions



unit:mm

■ Recommended Land Pattern



unit:mm

■ Electrical Characteristics

Part No.	Inductance (uH)	Test Freq.	RDC (Ω)±30%	Isat(A) Typ.(Max)	Irms(A) Typ.(Max)	Tolerance (±%)	Marking
AWVF004040181R0□00	1.0	100kHz,1V	0.0265	4.20(3.70)	3.80(3.40)	20,30	1R0
AWVF004040181R5□00	1.5	100kHz,1V	0.0370	3.50(3.10)	3.20(2.80)	20,30	1R5
AWVF004040182R2□00	2.2	100kHz,1V	0.0470	3.00(2.70)	2.70(2.40)	20,30	2R2
AWVF004040183R3□00	3.3	100kHz,1V	0.0625	2.30(2.00)	2.10(1.80)	20,30	3R3
AWVF00404018220□00	22	100kHz,1V	0.335	0.90(0.81)	0.88(0.79)	20,30	220

Note: When ordering, please specify tolerance code. Tolerance: M=±20% / T=±30%

1. Operating temperature range - 40°C ~ 125°C
2. Isat for Inductance drop 30% from its value without current
3. Irms for a 40°C temperature rise from 25°C ambient with current
4. Measure Equipment:
 - L: Agilent HP4284A+Agilent HP42841A
 - RDC: DIGITAL MILLINHM METER CHROMA 16502, or equivalent
 - Isat: Agilent HP4284A
 - Irms: Agilent HP4284A

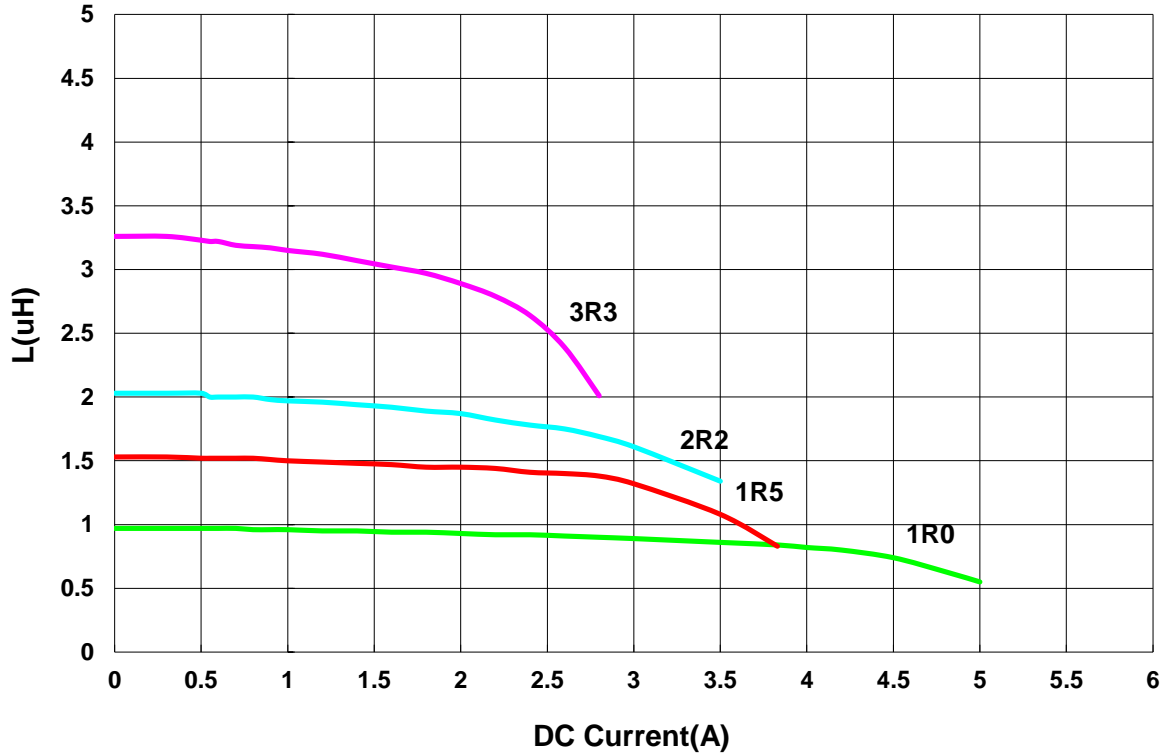
Power Inductor AWVF Series

**Automotive
AEC-Q200**

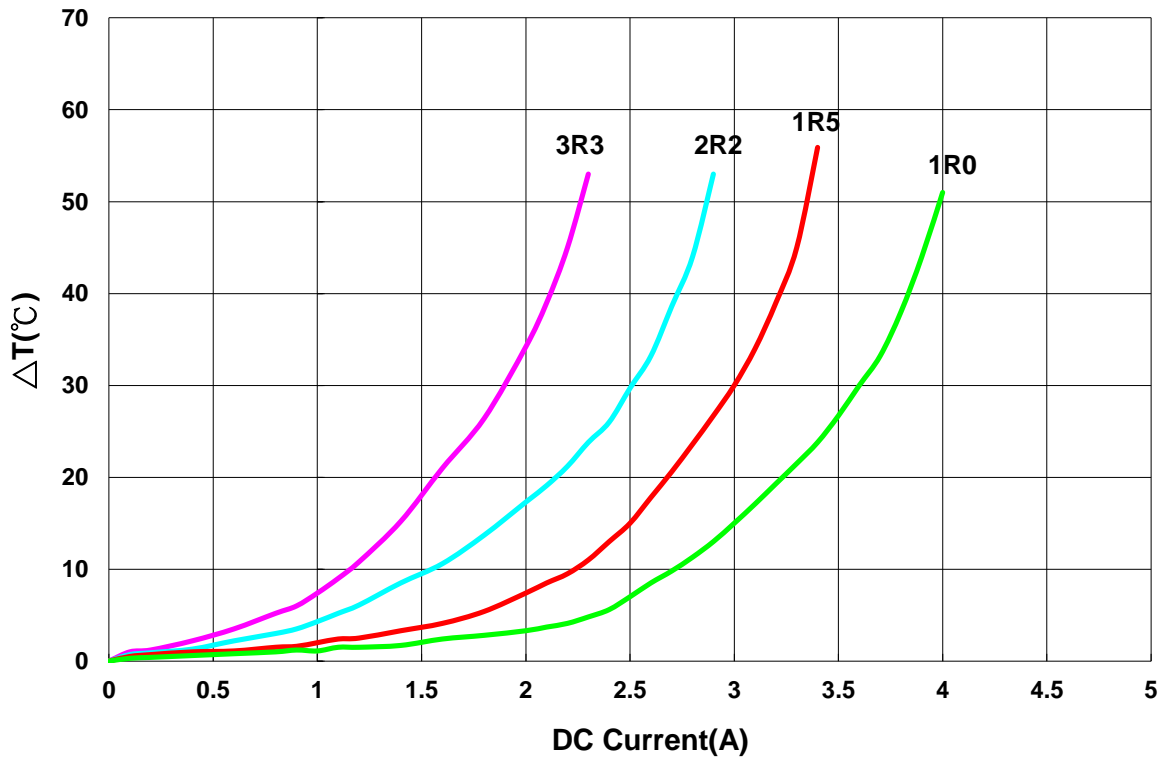
AWVF00404018 Type

Characteristics Graph

Inductance vs. DC Current



Temperature Change vs. DC Current

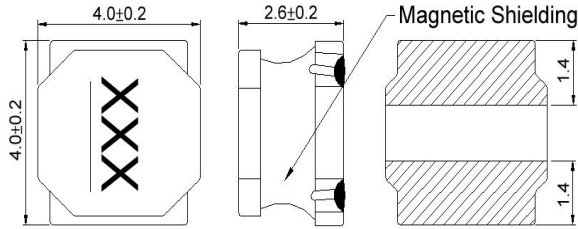


Power Inductor AWVF Series

**Automotive
AEC-Q200**

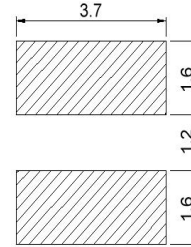
AWVF00404026 Type

Dimensions



unit:mm

Recommended Land Pattern



unit:mm

Electrical Characteristics

Part No.	Inductance (uH)	Test Freq.	RDC (Ω)±30%	Isat(A) Typ.(Max)	Irms(A) Typ.(Max)	Tolerance (±%)	Marking
AWVF004040261R0□00	1.0	100kHz,1V	0.030	5.00(4.50)	4.00(3.60)	20,30	1R0
AWVF004040261R5□00	1.5	100kHz,1V	0.035	4.20(3.70)	3.70(3.3)	20,30	1R5
AWVF004040262R2□00	2.2	100kHz,1V	0.045	3.80(3.40)	3.50(3.1)	20,30	2R2
AWVF004040263R3□00	3.3	100kHz,1V	0.067	3.00(2.70)	2.50(2.2)	20,30	3R3
AWVF004040264R7□00	4.7	100kHz,1V	0.092	2.60(2.30)	2.00(1.80)	20,30	4R7
AWVF004040265R6□00	5.6	100kHz,1V	0.110	2.30(2.00)	1.90(1.70)	20,30	5R6
AWVF004040266R8□00	6.8	100kHz,1V	0.130	2.00(1.80)	1.70(1.50)	20,30	6R8
AWVF00404026100□00	10	100kHz,1V	0.188	1.90(1.70)	1.40(1.20)	20,30	100
AWVF00404026150□00	15	100kHz,1V	0.240	1.40(1.30)	1.20(1.00)	20,30	150
AWVF00404026220□00	22	100kHz,1V	0.330	1.20(1.00)	1.00(0.90)	20,30	220
AWVF00404026330□00	33	100kHz,1V	0.480	1.00(0.90)	0.82(0.73)	20,30	330
AWVF00404026470□00	47	100kHz,1V	0.735	0.88(0.79)	0.64(0.57)	20,30	470
AWVF00404026101□00	100	100kHz,1V	1.380	0.58(0.52)	0.50(0.45)	20,30	101
AWVF00404026331□00	330	100kHz,1V	4.600	0.31(0.27)	0.25(0.22)	20,30	331

Note: When ordering, please specify tolerance code. Tolerance: M=±20% / T=±30%

1. Operating temperature range - 40°C ~ 125°C
2. Isat for Inductance drop 30% from its value without current
3. I rms for a 40°C temperature rise from 25°C ambient with current
4. Measure Equipment:

- L: Agilent HP4284A+Agilent HP42841A
- RDC: DIGITAL MILLINHM METER CHROMA 16502, or equivalent
- Isat: Agilent HP4284A
- I rms: Agilent HP4284A

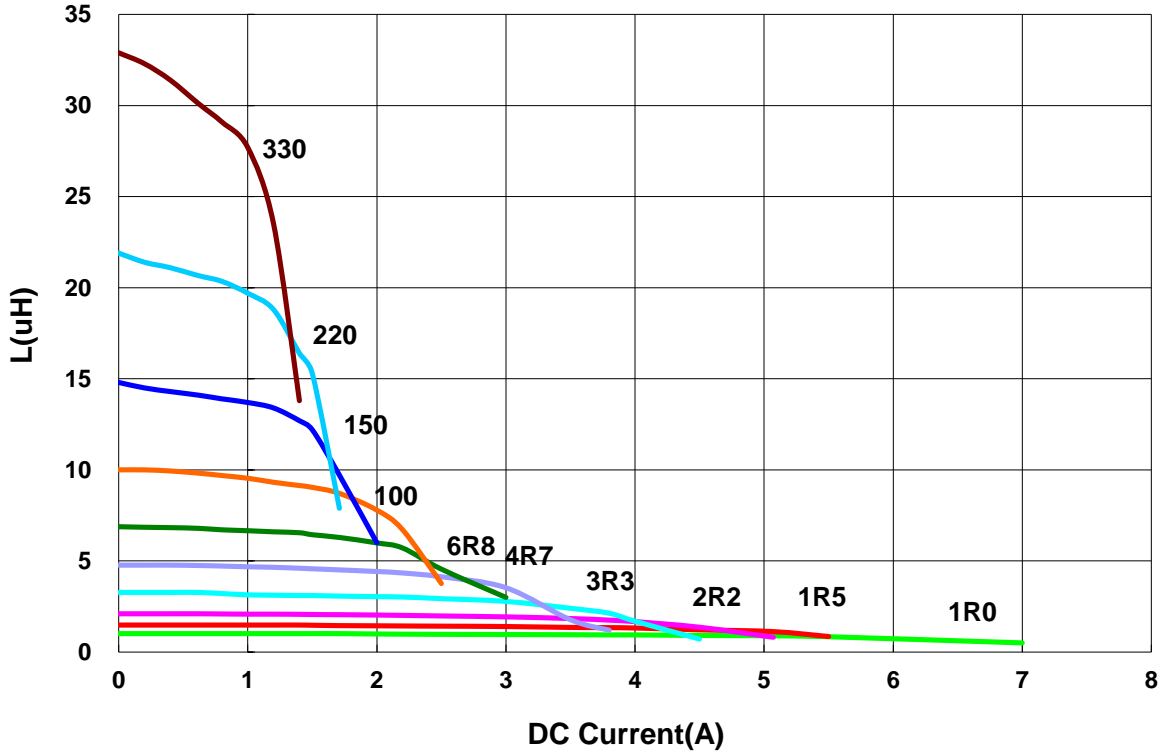
Power Inductor AWFV Series

**Automotive
AEC-Q200**

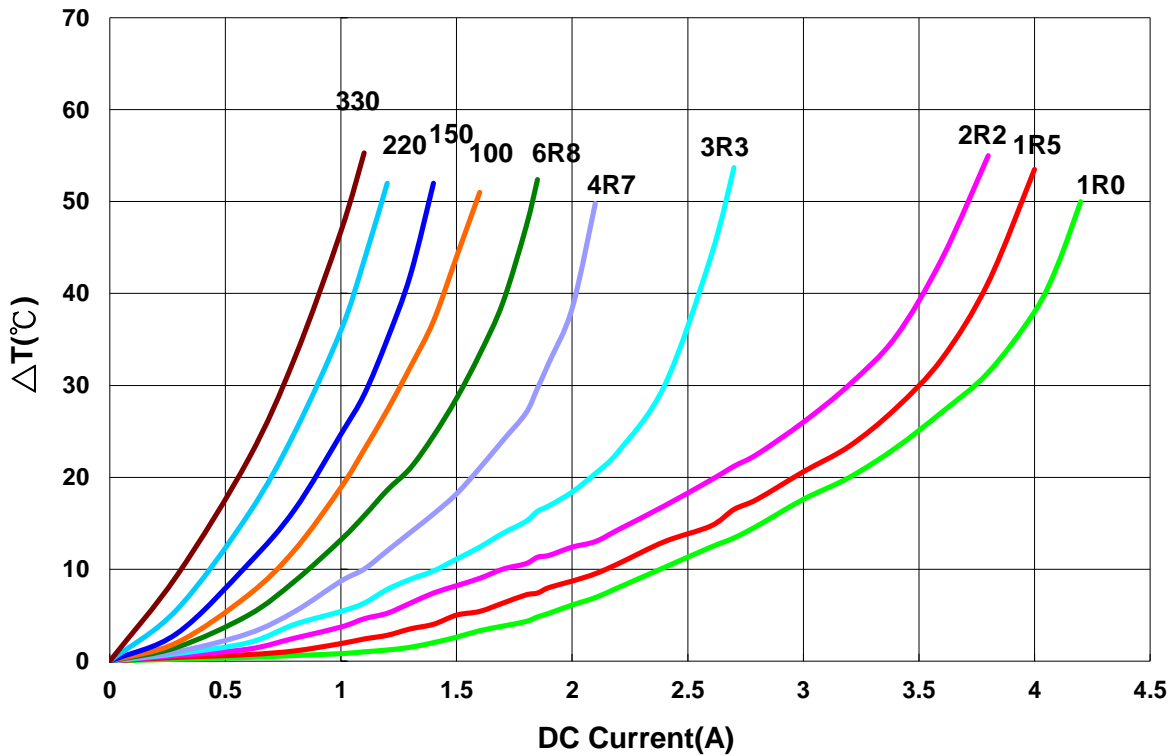
AWVF00404026 Type

Characteristics Graph

Inductance vs. DC Current



Temperature Change vs. DC Current



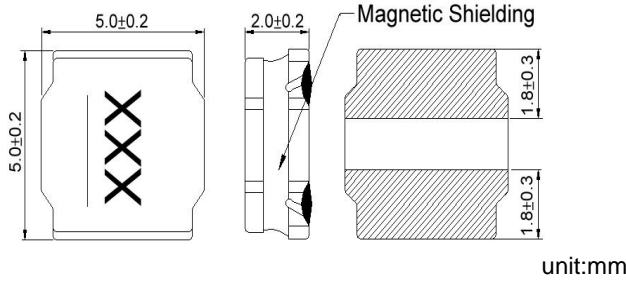
Please be sure to request approval specifications that provide further details of the products. Kindly note that the content of these specifications are subject to change or may be discontinued without prior notice. This product may not be designed/used in medical or high risk applications without Chilisin approval. Please contact our sales department before ordering.

Power Inductor AWVF Series

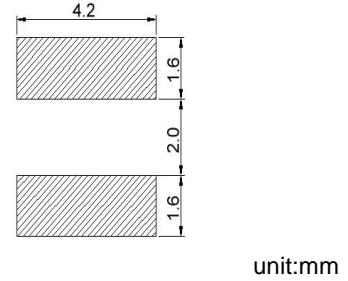
**Automotive
AEC-Q200**

AWVF00505020 Type

■ Dimensions



■ Recommended Land Pattern



■ Electrical Characteristics

Part No.	Inductance (uH)	Test Freq.	RDC (Ω)±30%	Isat(A) Typ.(Max)	Irms(A) Typ.(Max)	Tolerance (±%)	Marking
AWVF005050201R0□00	1.0	100kHz,1V	0.018	6.0(5.4)	4.1(3.6)	20,30	1R0
AWVF005050201R5□00	1.5	100kHz,1V	0.023	4.9(4.4)	3.5(3.1)	20,30	1R5
AWVF005050201R8□00	1.8	100kHz,1V	0.026	4.1(3.6)	3.4(3.0)	20,30	1R8
AWVF005050202R2□00	2.2	100kHz,1V	0.030	4.0(3.6)	3.3(2.9)	20,30	2R2
AWVF005050203R6□00	3.6	100kHz,1V	0.050	3.1(2.7)	2.7(2.4)	20,30	3R6
AWVF005050203R9□00	3.9	100kHz,1V	0.053	2.9(2.6)	2.6(2.3)	20,30	3R9
AWVF005050204R7□00	4.7	100kHz,1V	0.060	2.7(2.4)	2.2(1.9)	20,30	4R7
AWVF005050206R8□00	6.8	100kHz,1V	0.093	2.2(1.9)	1.8(1.6)	20,30	6R8
AWVF00505020100□00	10	100kHz,1V	0.125	1.8(1.6)	1.6(1.4)	20,30	100
AWVF00505020150□00	15	100kHz,1V	0.195	1.4(1.2)	1.2(1.0)	20,30	150
AWVF00505020220□00	22	100kHz,1V	0.265	1.2(1.0)	1.0(0.9)	20,30	220

Note: When ordering, please specify tolerance code. Tolerance: M=±20% / T=±30%

1. Operating temperature range - 40°C ~ 125°C
2. Isat for Inductance drop 30% from its value without current
3. I rms for a 40°C temperature rise from 25°C ambient with current
4. Measure Equipment:
 L: Agilent HP4284A+Agilent HP42841A
 RDC: DIGITAL MILLINHM METER CHROMA 16502, or equivalent
 Isat: Agilent HP4284A
 I rms: Agilent HP4284A

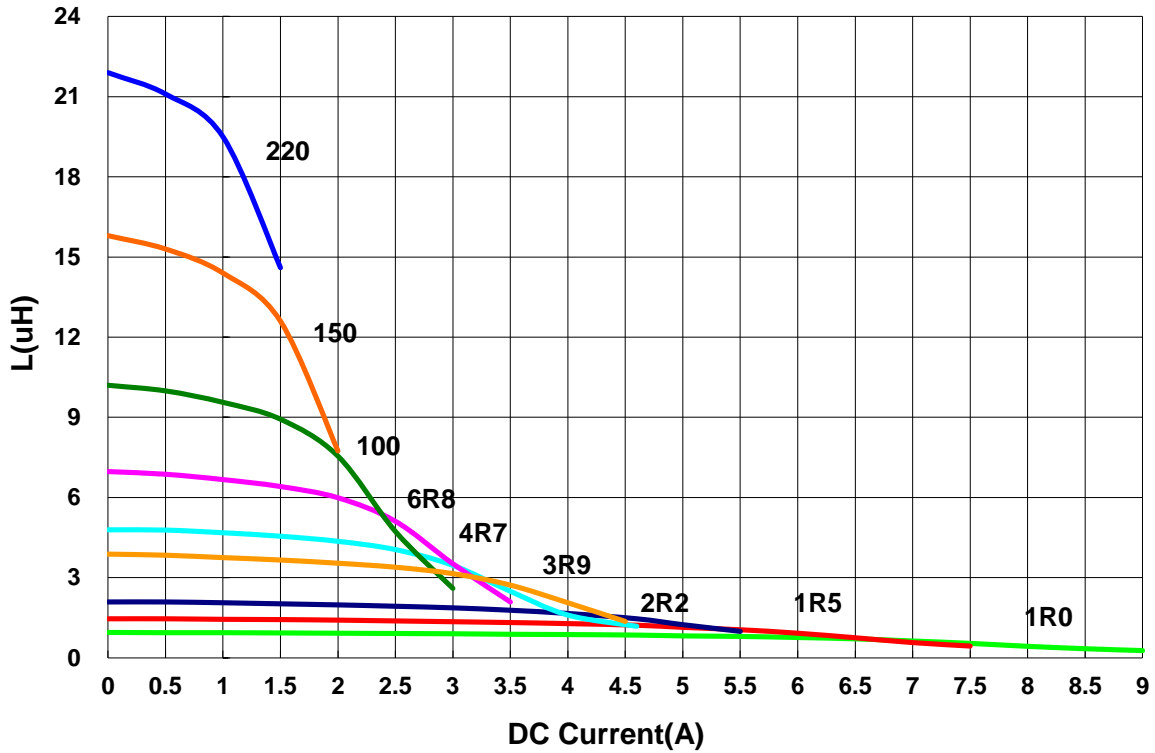
Power Inductor AWVF Series

**Automotive
AEC-Q200**

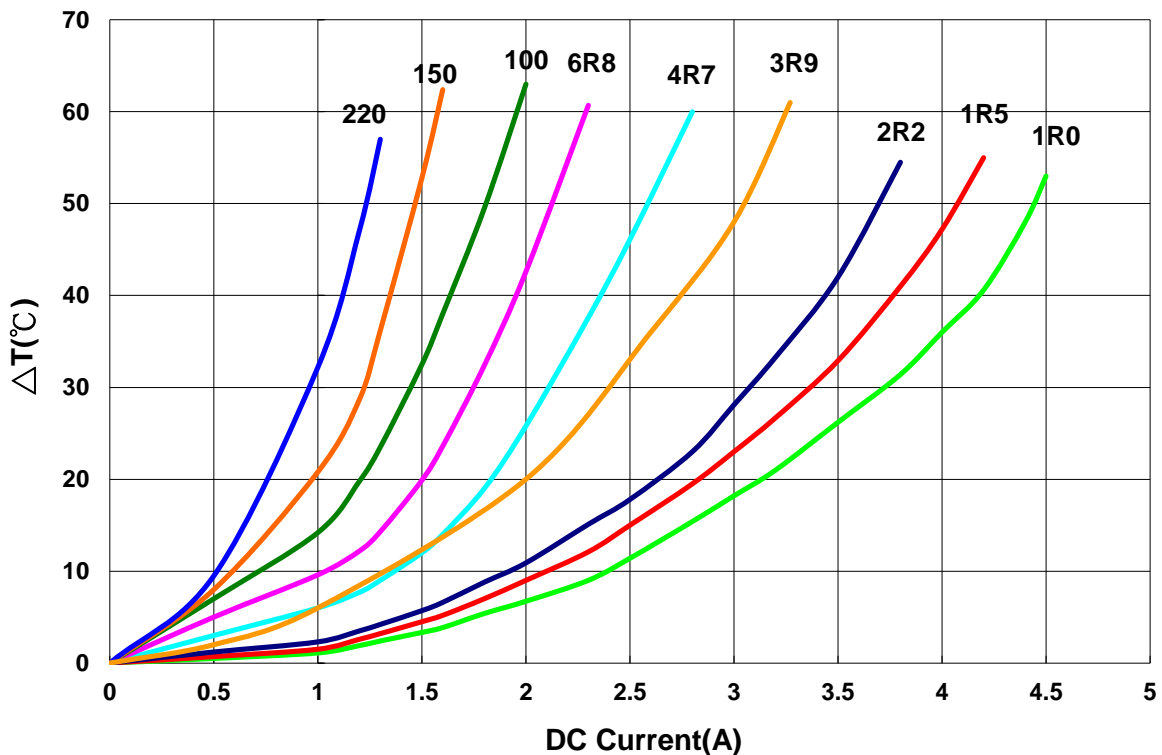
AWVF00505020 Type

Characteristics Graph

Inductance vs. DC Current



Temperature Change vs. DC Current

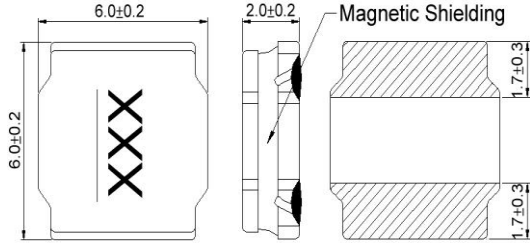


Power Inductor AWVF Series

**Automotive
AEC-Q200**

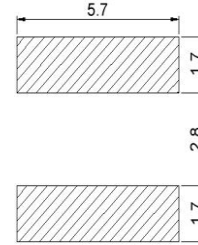
AWVF00606020 Type

Dimensions



unit:mm

Recommended Land Pattern



unit:mm

Electrical Characteristics

Part No.	Inductance (uH)	Test Freq.	RDC (Ω)±30%	Isat(A) Typ.(Max)	Irms(A) Typ.(Max)	Tolerance (±%)	Marking
AWVF006060204R7□00	4.7	100kHz,1V	0.058	3.0(2.7)	2.3(2.0)	20,30	4R7
AWVF00606020100□00	10	100kHz,1V	0.130	2.1(1.8)	1.6(1.4)	20,30	100
AWVF00606020150□00	15	100kHz,1V	0.195	1.6(1.4)	1.3(1.1)	20,30	150
AWVF00606020220□00	22	100kHz,1V	0.260	1.3(1.1)	1.1(0.99)	20,30	220
AWVF00606020470□00	47	100kHz,1V	0.510	0.9(0.8)	0.8(0.72)	20,30	470

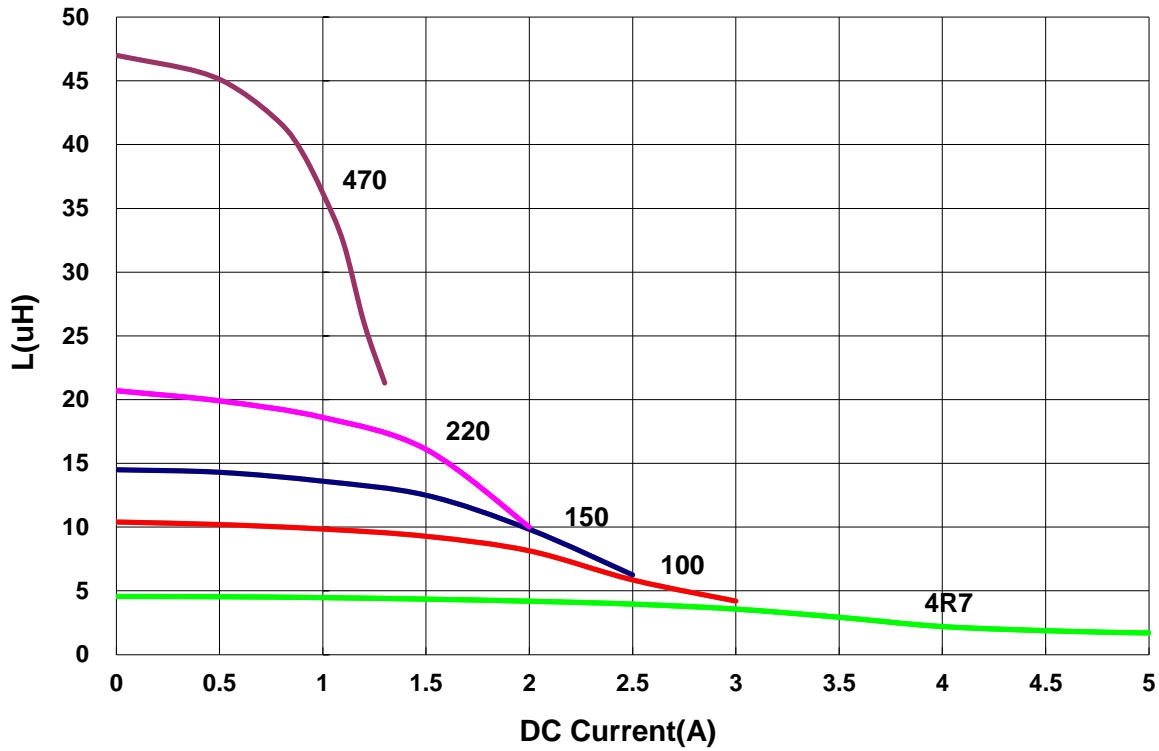
Note: When ordering, please specify tolerance code. Tolerance: M=±20% / T=±30%

1. Operating temperature range - 40°C ~ 125°C
2. Isat for Inductance drop 30% from its value without current
3. Irms for a 40°C temperature rise from 25°C ambient with current
4. Measure Equipment:
 - L: Agilent HP4284A+Agilent HP42841A
 - RDC: DIGITAL MILLINHM METER CHROMA 16502, or equivalent
 - Isat: Agilent HP4284A
 - Irms: Agilent HP4284A

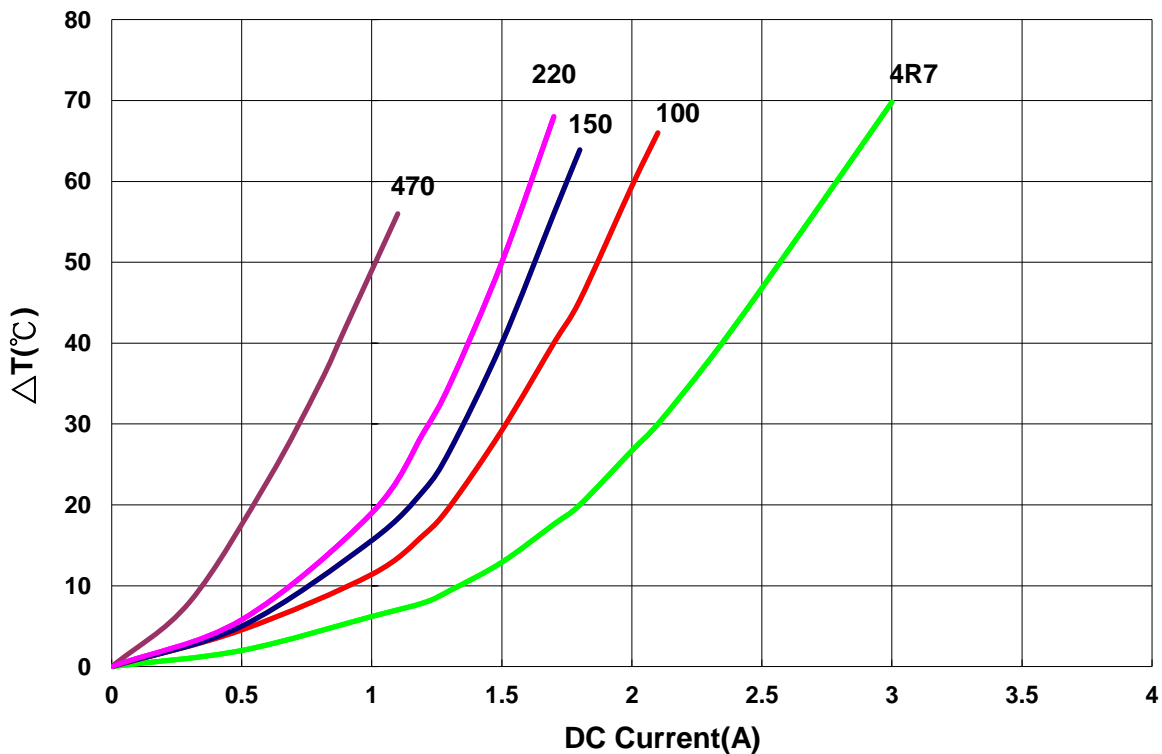
AWVF00606020 Type

■ Characteristics Graph

Inductance vs. DC Current



Temperature Change vs. DC Current

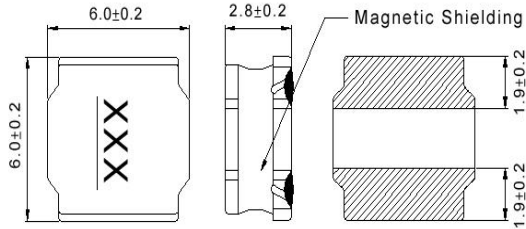


Power Inductor AWVF Series

**Automotive
AEC-Q200**

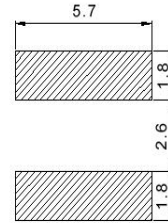
AWVF00606028 Type

■ Dimensions



unit:mm

■ Recommended Land Pattern



unit:mm

■ Electrical Characteristics

Part No.	Inductance (uH)	Test Freq.	RDC (Ω)±30%	Isat(A) Typ.(Max)	Irms(A) Typ.(Max)	Tolerance (±%)	Marking
AWVF006060281R0□00	1.0	100kHz,1V	0.012	7.9(7.10)	6.3(5.60)	20,30	1R0
AWVF006060281R5□00	1.5	100kHz,1V	0.015	7.0(6.30)	5.5(4.90)	20,30	1R5
AWVF006060282R2□00	2.2	100kHz,1V	0.020	6.0(5.40)	5.0(4.50)	20,30	2R2
AWVF006060284R7□00	4.7	100kHz,1V	0.036	4.0(3.60)	3.4(3.00)	20,30	4R7
AWVF006060286R8□00	6.8	100kHz,1V	0.048	3.2(2.80)	3.0(2.70)	20,30	6R8

Note: When ordering, please specify tolerance code. Tolerance: M=±20% / T=±30%

1. Operating temperature range - 40°C ~ 125°C
2. Isat for Inductance drop 30% from its value without current
3. I rms for a 40°C temperature rise from 25°C ambient with current
4. Measure Equipment:
 - L: Agilent HP4284A+Agilent HP42841A
 - RDC: DIGITAL MILLINHM METER CHROMA 16502, or equivalent
 - Isat: Agilent HP4284A
 - I rms: Agilent HP4284A

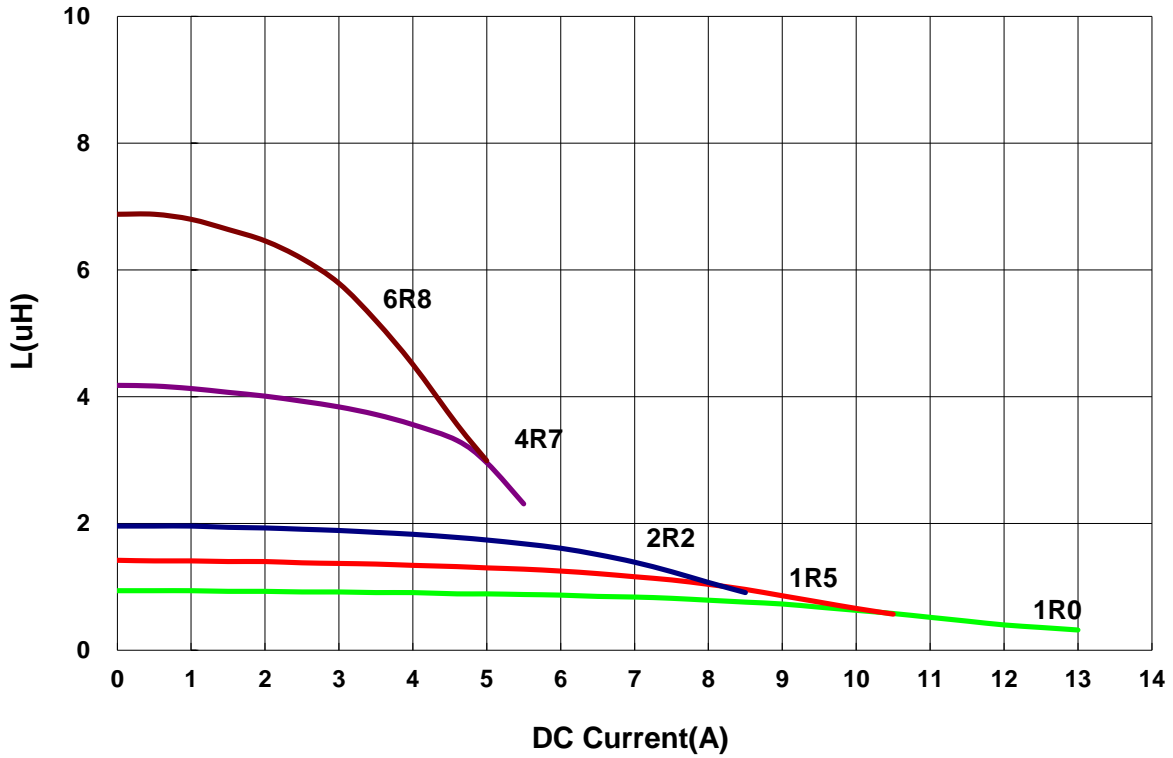
Power Inductor AWVF Series

**Automotive
AEC-Q200**

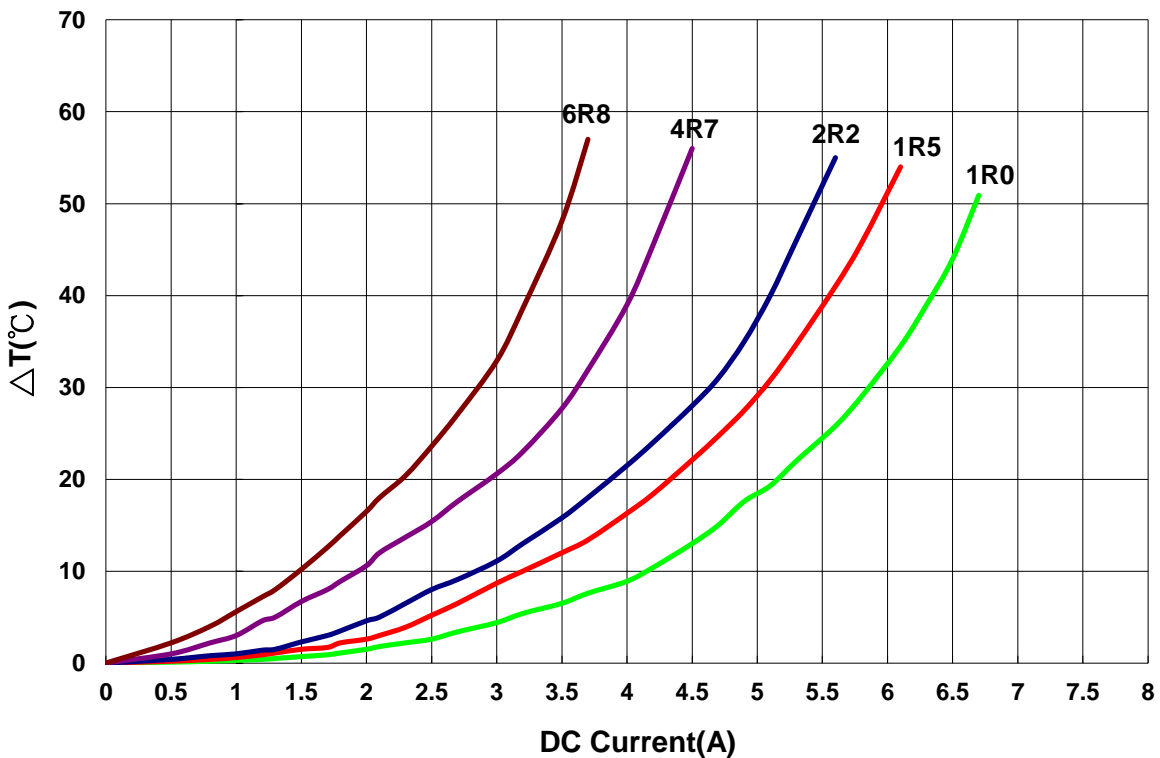
AWVF00606028 Type

Characteristics Graph

Inductance vs. DC Current



Temperature Change vs. DC Current

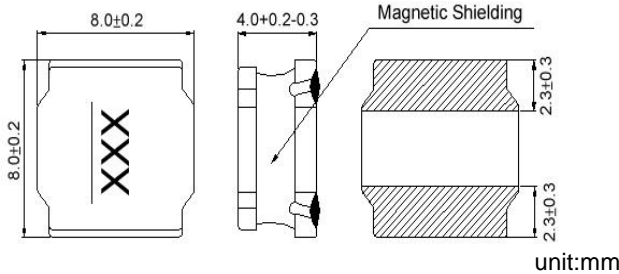


Power Inductor AWVF Series

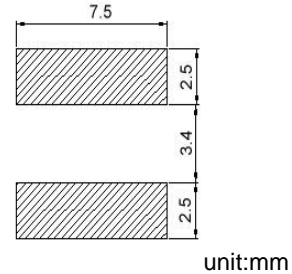
**Automotive
AEC-Q200**

AWVF00808040 Type

■ Dimensions



■ Recommended Land Pattern



■ Electrical Characteristics

Part No.	Inductance (uH)	Test Freq.	RDC (Ω)±30%	Isat(A) Typ.(Max)	Irms(A) Typ.(Max)	Tolerance (±%)	Marking
AWVF008080404R7□00	4.7	100kHz,1V	0.020	6.8(6.00)	5.5(4.80)	20,30	4R7
AWVF00808040100□00	10	100kHz,1V	0.038	5.0(4.40)	3.8(3.30)	20,30	100
AWVF00808040150□00	15	100kHz,1V	0.057	4.0(3.50)	3.2(2.70)	20,30	150
AWVF00808040220□00	22	100kHz,1V	0.082	3.4(2.90)	2.7(2.30)	20,30	220

Note: When ordering, please specify tolerance code. Tolerance: M=±20% / T=±30%

1. Operating temperature range - 40°C ~ 125°C
2. Isat for Inductance drop 30% from its value without current
3. I rms for a 40°C temperature rise from 25°C ambient with current
4. Measure Equipment:
 - L: Agilent HP4284A+Agilent HP42841A
 - RDC: DIGITAL MILLINHM METER CHROMA 16502, or equivalent
 - Isat: Agilent HP4284A
 - I rms: Agilent HP4284A

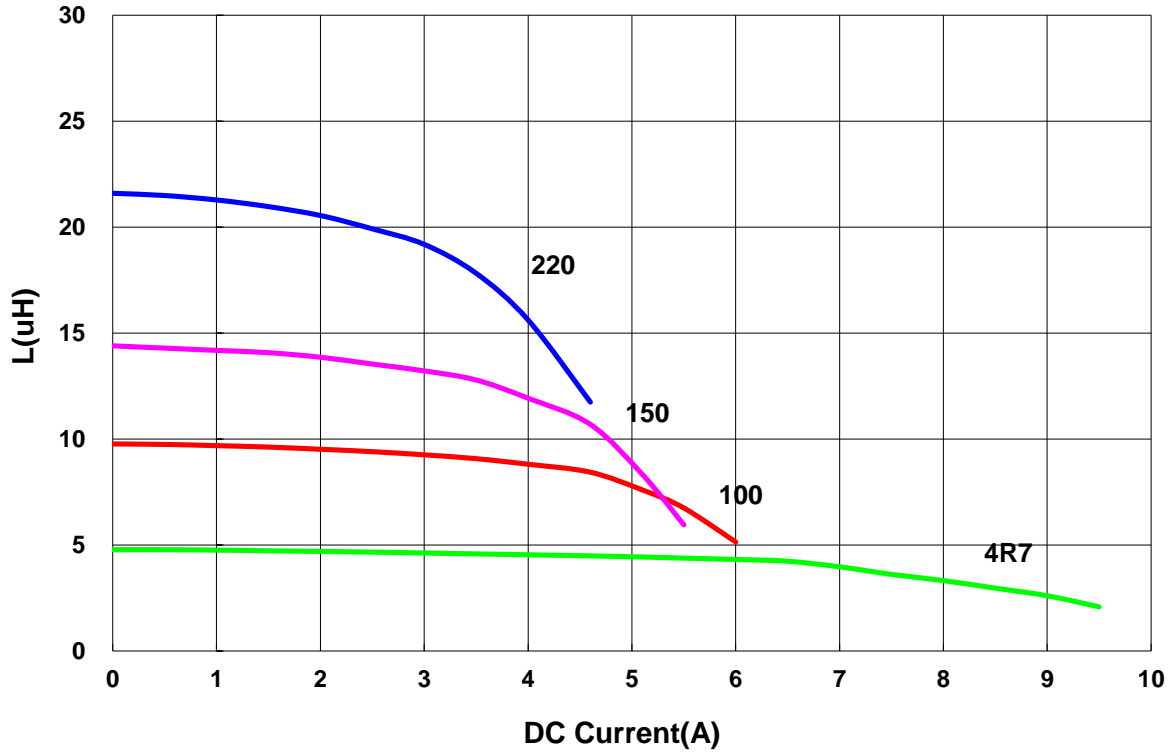
Power Inductor AWVF Series

**Automotive
AEC-Q200**

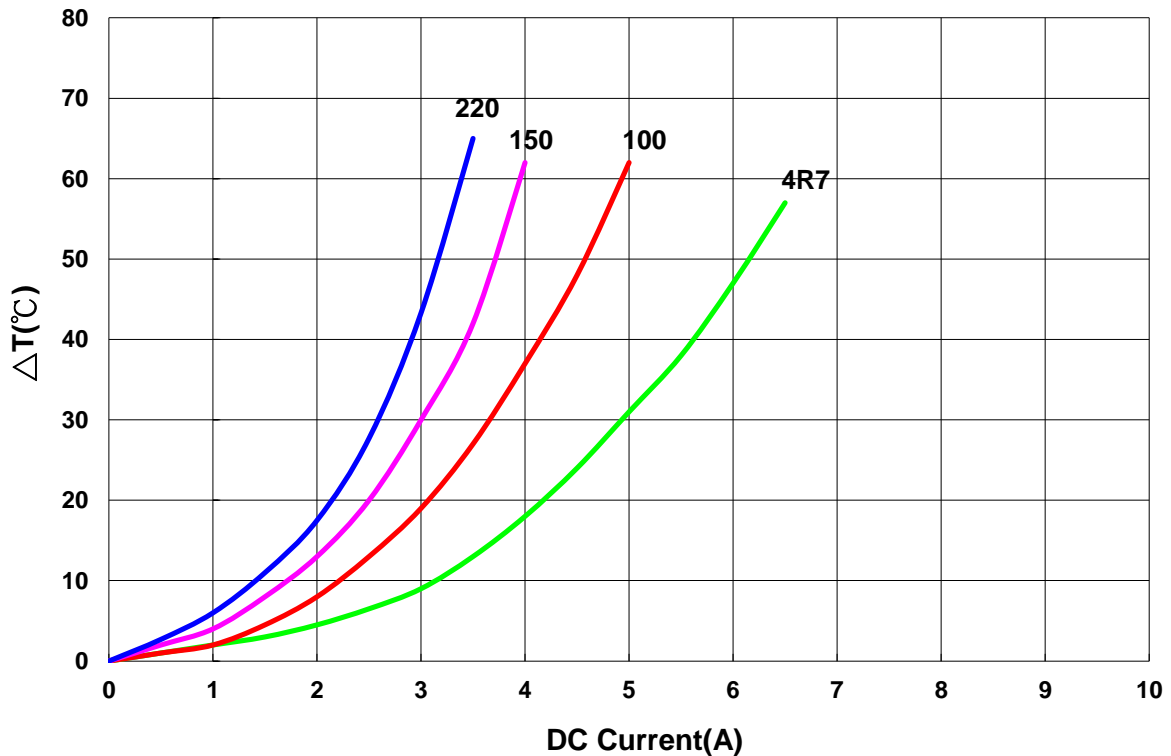
AWVF00808040 Type

Characteristics Graph

Inductance vs. DC Current



Temperature Change vs. DC Current

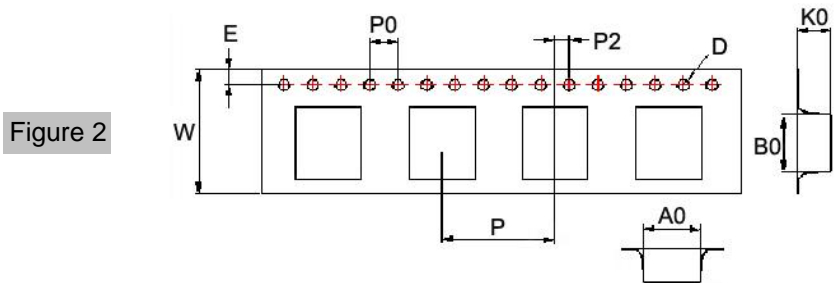
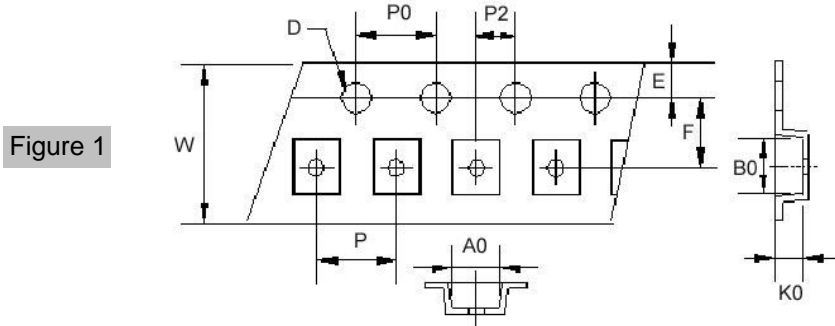


Power Inductor AWVF Series

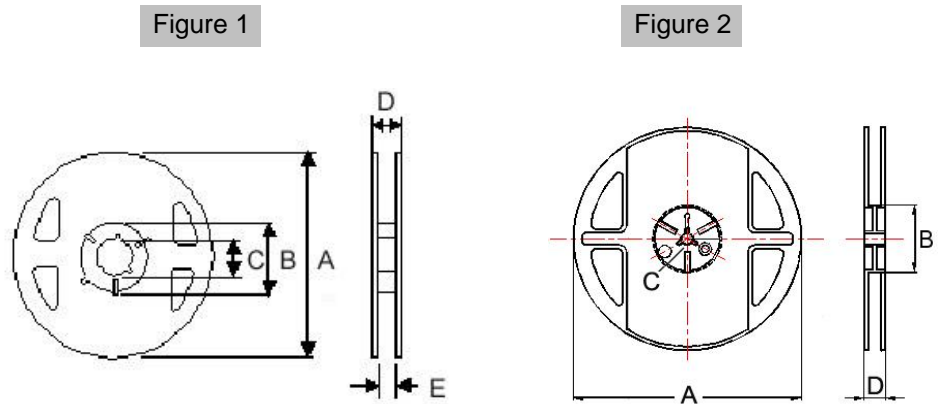
**Automotive
AEC-Q200**

■ Packaging

Tape Dimensions



Reel Dimensions



Dimensions in mm

TYPE	Fig	Tape Dimensions										Reel Dimensions					Quantity PCS / Reel
		A0	B0	K0	D	E	F	W	P	P0	P2	A	B	C	D	E	
AWVF00201612	1	1.9	2.2	1.3	1.55	1.75	3.5	8	4	4	2	180	60	13	14.4	8.4	2000
AWVF00252010	1	2.4	2.7	1.15	1.55	1.75	3.5	8	4	4	2	180	60	13	14.4	8.4	2000
AWVF00252012	1	2.40	2.70	1.35	1.55	1.75	3.5	8	4	4	2	180	60	13	14.4	8.4	2000
AWVF00303010	1	3.2	3.2	1.4	1.55	1.75	3.5	8	4	4	2	180	60	13	14.4	8.4	2000
AWVF00303012	1	3.20	3.20	1.40	1.55	1.75	3.5	8	4	4	2	180	60	13	14.4	8.4	2000
AWVF00303015	1	3.15	3.15	1.60	1.55	1.75	3.5	8	4	4	2	180	60	13	14.4	8.4	2000
AWVF00404012	2	4.25	4.25	1.3	1.55	1.75	5.5	12	8	4	2	178	60	13	13.2	-	1000
AWVF00404015	2	4.25	4.25	1.7	1.55	1.75	5.5	12	8	4	2	178	60	13	13.2	-	1000
AWVF00404018	2	4.25	4.25	2.10	1.55	1.75	5.5	12	8	4	2	178	60	13	13.2	-	800
AWVF00404026	2	4.25	4.25	3	1.55	1.75	5.5	12	8	4	2	178	60	13	13.2	-	500
AWVF00505020	2	5.25	5.25	2.2	1.55	1.75	5.5	12	8	4	2	330	100	13	13.4	-	2000
AWVF00606020	2	6.25	6.25	2.2	1.55	1.75	7.5	16	12	4	2	330	100	13	16	-	2000
AWVF00606028	2	6.25	6.25	3.00	1.55	1.75	7.5	16	12	4	2	330	100	13	16	-	1500
AWVF00808040	2	8.25	8.25	4.15	1.55	1.75	7.5	16	12	4	2	330	100	13	16	-	1000

Please be sure to request approval specifications that provide further details of the products. Kindly note that the content of these specifications are subject to change or may be discontinued without prior notice. This product may not be designed/used in medical or high risk applications without Chilisin approval. Please contact our sales department before ordering.

X-ON Electronics

Largest Supplier of Electrical and Electronic Components

Click to view similar products for [Fixed Inductors](#) category:

Click to view products by [Chilisin](#) manufacturer:

Other Similar products are found below :

[CR32NP-100KC](#) [CR54NP-470LC](#) [70F224AI](#) [MGDQ4-00004-P](#) [MHQ1005P10NJ](#) [MHQ1005P1N0S](#) [MHQ1005P2N4S](#) [MHQ1005P3N6S](#)
[MHQ1005P5N1S](#) [MHQ1005P8N2J](#) [PE-53601NL](#) [PE-53602NL](#) [PG0936.113NLT](#) [9220-20](#) [9310-16](#) [PM06-2N7](#) [PM06-39NJ](#) [A01TK](#)
[1206CS-471XJ](#) [HC2-R47-R](#) [HC8-1R2-R](#) [HCF1305-3R3-R](#) [1206CS-151XG](#) [RCH664NP-140L](#) [RCH664NP-4R7M](#) [RCP1317NP-391L](#)
[RCR110DNP-331L](#) [DH2280-4R7M](#) [DS1608C-106](#) [B10TJ](#) [B82498B3101J000](#) [ELJ-RE27NJF2](#) [1812CS-153XJ](#) [1812CS-183XJ](#) [1812CS-](#)
[223XJ](#) [1812LS-104XJ](#) [1812LS-105XJ](#) [1812LS-124XJ](#) [1812LS-154XJ](#) [1812LS-223XJ](#) [1812LS-224XJ](#) [1812LS-563XJ](#) [1812LS-683XJ](#)
[1812LS-824XJ](#) [NIN-FB101JTR110F](#) [NIN-FB471JTR62F](#) [NIN-FC1R5JTR220F](#) [NIN-HCR15JTRF](#) [NIN-HCR33JTRF](#) [NIN-HDR22JTRF](#)