

BMRx Series



BMRx series is designed for low profile type with low RDC and ultra large current. Its molded magnetic shielded type is suitable for high-density mounting and ultra low buzz noise. Soldering conditions can be easily confirmed when mounting onto the board. This series also provides customers with embossed carrier type packaging for automatic mounting machine.

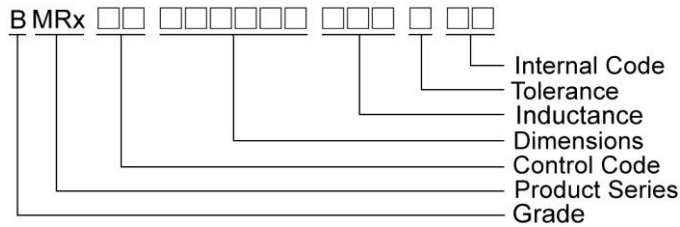
Features

- RoHS, Halogen Free and REACH Compliance
- High rated current
- Ultra low buzz noise

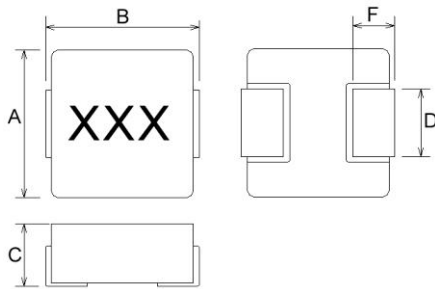
Applications

- Laptops and PCs
- Switches and servers
- Base stations
- DC/DC converters

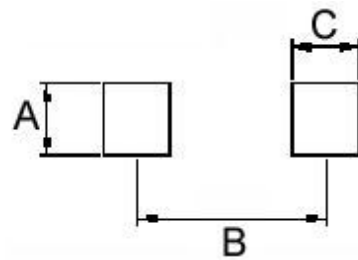
Product Identification



Shape and Dimensions



Recommended Pattern



Dimensions in mm

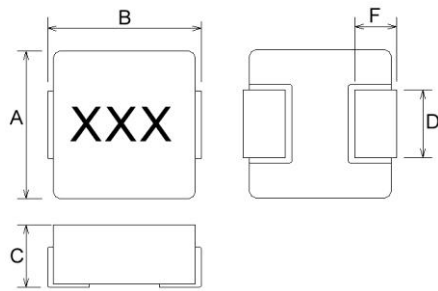
| TYPE | A | B Max | C Max | D | F |
|----------------|----------|----------|---------|---------|---------|
| BMRA00040412 | 4.1±0.2 | 4.6±0.2 | 1.2 | 1.5±0.3 | 1.0±0.5 |
| BMRA00040415 | 4.1±0.2 | 4.6±0.2 | 1.5 | 1.5±0.3 | 1.0±0.5 |
| BMRA00040420 | 4.1±0.2 | 4.6±0.2 | 2.0 | 1.5±0.3 | 1.0±0.5 |
| BMRB00050512 | 5.4±0.35 | 5.7±0.2 | 1.2 | 2.0±0.3 | 1.1±0.3 |
| BMRx00050515 | 5.4±0.35 | 5.7±0.2 | 1.5 | 2.0±0.3 | 1.5±0.3 |
| BMRB00050518 | 5.4±0.35 | 5.7±0.2 | 1.8 | 2.0±0.3 | 1.5±0.3 |
| BMRB00050518-B | 5.2±0.2 | 5.4±0.35 | 1.6±0.2 | 2.0±0.3 | 1.1±0.3 |
| BMRA00050520 | 5.4±0.35 | 5.7±0.2 | 1.8±0.2 | 2.0±0.3 | 1.5±0.3 |
| BMRA00050530 | 5.4±0.35 | 5.7±0.2 | 3.0 | 2.0±0.3 | 1.5±0.3 |

Dimensions in mm

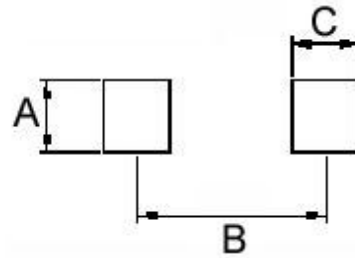
| TYPE | A | B | C |
|--------------|-----|-----|-----|
| BMRA00040412 | 2.5 | 3.7 | 1.5 |
| BMRA00040415 | 2.5 | 3.7 | 1.5 |
| BMRA00040420 | 2.5 | 3.7 | 1.5 |
| BMRB00050512 | 2.5 | 4.1 | 1.9 |
| BMRx00050515 | 2.5 | 4.1 | 1.9 |
| BMRB00050518 | 2.5 | 4.1 | 1.9 |
| BMRA00050520 | 2.5 | 4.1 | 1.9 |
| BMRA00050530 | 2.5 | 4.1 | 1.9 |

Molding Power Inductors – BMRx Series

Shape and Dimensions



Recommended Pattern



Dimensions in mm

| TYPE | A | B Max | C Max | D | F |
|--------------|----------|-------|---------|-----|---------|
| BMRB00060612 | 6.6±0.2 | 7.3 | 1.2 | 2.9 | 1.6±0.5 |
| BMRx00060615 | 6.6±0.2 | 7.3 | 1.3±0.2 | 2.9 | 1.6±0.5 |
| BMRB00060618 | 6.6±0.2 | 7.3 | 1.6±0.2 | 2.9 | 1.6±0.5 |
| BMRB00060624 | 6.6±0.2 | 7.3 | 2.4 | 2.9 | 1.6±0.5 |
| BMRx00060630 | 6.6±0.2 | 7.3 | 3.0 | 2.9 | 1.6±0.5 |
| BMRB00060650 | 6.6±0.2 | 7.3 | 5.0 | 2.9 | 1.6±0.5 |
| BMRG00101030 | 10.1±0.3 | 11.6 | 3.0 | 3.0 | 2.5±0.5 |
| BMRF00101040 | 10.1±0.3 | 11.6 | 4.0 | 3.0 | 2.5±0.5 |
| BMRF00131350 | 12.6±0.2 | 13.8 | 5.0 | 3.7 | 2.7±0.7 |
| BMRG00131360 | 12.6±0.2 | 13.8 | 6.0 | 3.7 | 2.7±0.7 |

Dimensions in mm

| TYPE | A | B | C |
|--------------|-----|------|------|
| BMRB00060612 | 3.5 | 6.05 | 2.35 |
| BMRx00060615 | 3.5 | 6.05 | 2.35 |
| BMRB00060618 | 3.5 | 6.05 | 2.35 |
| BMRB00060624 | 3.5 | 6.05 | 2.35 |
| BMRx00060630 | 3.5 | 6.05 | 2.35 |
| BMRB00060650 | 3.5 | 6.05 | 2.35 |
| BMRG00101030 | 4.0 | 9.5 | 3.5 |
| BMRF00101040 | 4.0 | 9.5 | 3.5 |
| BMRF00131350 | 5.0 | 10.5 | 4.0 |
| BMRG00131360 | 5.5 | 10.5 | 4.0 |

Molding Power Inductors – BMRx Series

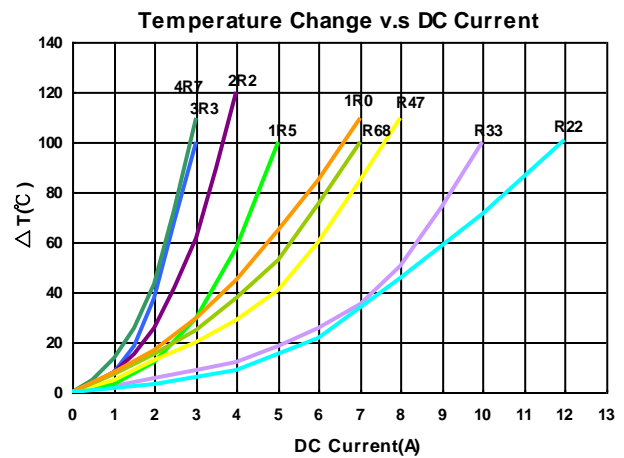
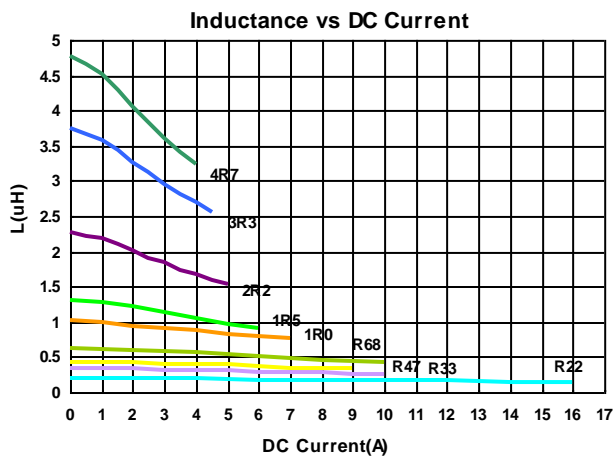
Electrical Characteristics

| Part Number | Inductance (uH) | Tolerance (±%) | Test Frequency (kHz) | RDC (mΩ) Max | Isat (A)Typ. | Irms (A)Typ. |
|--------------------|-----------------|----------------|----------------------|--------------|--------------|--------------|
| BMRA00040412R22MA1 | 0.22 | 20 | 100 | 12 | 11.5 | 8.5 |
| BMRA00040412R33MA1 | 0.33 | 20 | 100 | 19 | 8.5 | 6.5 |
| BMRA00040412R47MA1 | 0.47 | 20 | 100 | 25 | 7.0 | 5.0 |
| BMRA00040412R68MA1 | 0.68 | 20 | 100 | 36 | 6.0 | 4.5 |
| BMRA000404121R0MA1 | 1.0 | 20 | 100 | 47 | 5.2 | 4.2 |
| BMRA000404121R5MA1 | 1.5 | 20 | 100 | 75 | 4.0 | 3.25 |
| BMRA000404122R2MA1 | 2.2 | 20 | 100 | 83.5 | 3.5 | 2.75 |
| BMRA000404123R3MA1 | 3.3 | 20 | 100 | 165 | 3.0 | 2.0 |
| BMRA000404124R7MA1 | 4.7 | 20 | 100 | 195 | 2.8 | 1.8 |

Note: When ordering, please specify tolerance code. Tolerance: M=±20%

- Operating temperature range - 55°C ~ 125°C(Including self - temperature rise)
- Isat for Inductance drop 30% from its value without current
- Irms for a 40°C temperature rise from 25°C ambient with current
- Absolute maximum voltage 30VDC
- Measure Equipment :
 - L : WK 3260B or WK 6500P, 100kHz 0.5V
 - RDC : CHEN HWA 502 or CHEN HWA 46502B

Test Instruments : WK3260B Impedance / Material Analyzer



Molding Power Inductors – BMRx Series

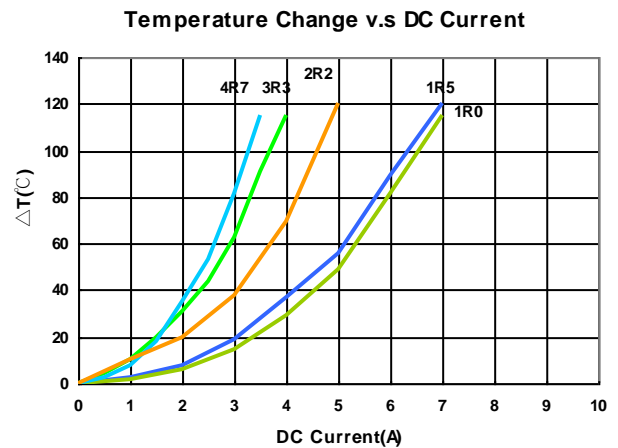
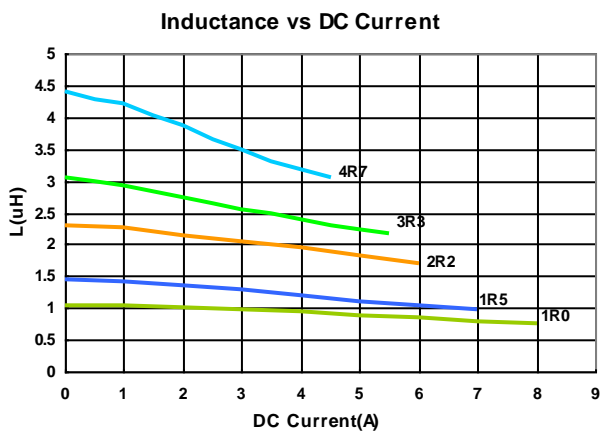
Electrical Characteristics

| Part Number | Inductance (uH) | Tolerance (±%) | Test Frequency (kHz) | RDC (mΩ) Max | Isat (A)Typ. | Irms (A)Typ. |
|--------------------|-----------------|----------------|----------------------|--------------|--------------|--------------|
| BMRA000404151R0MA1 | 1.0 | 20 | 100 | 42 | 7 | 4 |
| BMRA000404151R5MA1 | 1.5 | 20 | 100 | 50 | 6 | 3.5 |
| BMRA000404152R2MA1 | 2.2 | 20 | 100 | 79 | 5 | 3 |
| BMRA000404153R3MA1 | 3.3 | 20 | 100 | 132 | 4.5 | 2.3 |
| BMRA000404154R7MA1 | 4.7 | 20 | 100 | 146 | 4 | 2 |

Note: When ordering, please specify tolerance code. Tolerance: M=±20%

- Operating temperature range - 55°C ~ 125°C(Including self - temperature rise)
- Isat for Inductance drop 30% from its value without current
- I rms for a 40°C temperature rise from 25°C ambient with current
- Absolute maximum voltage 30VDC
- Measure Equipment :
L : WK 3260B or WK 6500P, 100kHz 0.5V
RDC : CHEN HWA 502 or CHEN HWA 46502B

Test Instruments : WK3260B Impedance / Material Analyzer



Molding Power Inductors – BMRx Series

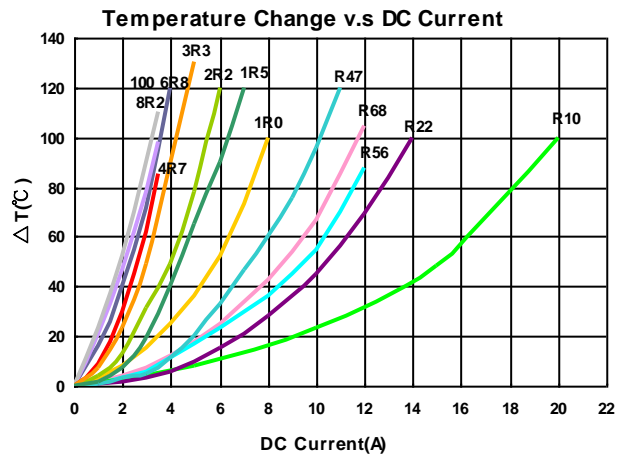
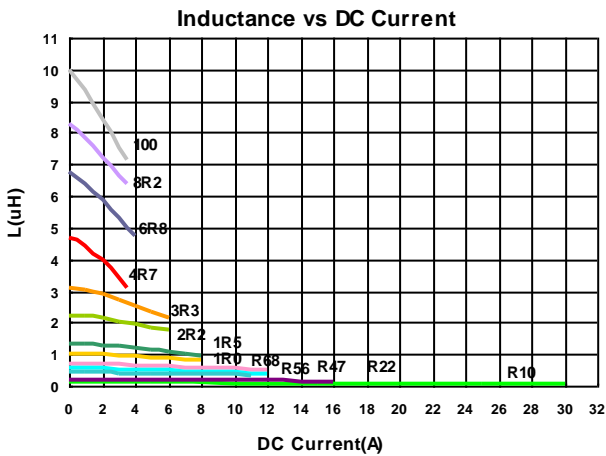
Electrical Characteristics

| Part Number | Inductance (uH) | Tolerance (±%) | Test Frequency (kHz) | RDC (mΩ) Max | Isat (A)Typ. | Irms (A)Typ. |
|---------------------|-----------------|----------------|----------------------|--------------|--------------|--------------|
| BMRA00040420R10MA1 | 0.10 | 20 | 100 | 4 | 25 | 12.0 |
| BMRA00040420R22MA1 | 0.22 | 20 | 100 | 6.6 | 12.5 | 9.0 |
| BMRA00040420R47MA1 | 0.47 | 20 | 100 | 14 | 9.5 | 7.0 |
| BMRA00040420R56MA1 | 0.56 | 20 | 100 | 16 | 10.0 | 6.5 |
| BMRA00040420R68MA1 | 0.68 | 20 | 100 | 21 | 8.0 | 5.2 |
| BMRA00040420R10MA1 | 1.0 | 20 | 100 | 27 | 7.0 | 4.5 |
| BMRA00040420R1R5MA1 | 1.5 | 20 | 100 | 46 | 6.0 | 4.0 |
| BMRA00040420R2MA1 | 2.2 | 20 | 100 | 58 | 5.0 | 3.0 |
| BMRA00040420R3MA1 | 3.3 | 20 | 100 | 87 | 4.0 | 2.5 |
| BMRA00040420R4R7MA1 | 4.7 | 20 | 100 | 126 | 3.0 | 2.2 |
| BMRA00040420R6R8MA1 | 6.8 | 20 | 100 | 135 | 2.5 | 2.0 |
| BMRA00040420R8R2MA1 | 8.2 | 20 | 100 | 216 | 2.5 | 2.0 |
| BMRA00040420R100MA1 | 10 | 20 | 100 | 258 | 2.0 | 1.6 |

Note: When ordering, please specify tolerance code. Tolerance: M=±20%

- Operating temperature range - 55°C ~ 125°C(Including self - temperature rise)
- Isat for Inductance drop 30% from its value without current
- I rms for a 40°C temperature rise from 25°C ambient with current
- Absolute maximum voltage 30VDC
- Measure Equipment :
 L : WK 3260B or WK 6500P, 100KHz 0.5V
 RDC : CHEN HWA 502 or CHEN HWA 46502B

Test Instruments : WK3260B Impedance / Material Analyzer



Molding Power Inductors – BMRx Series

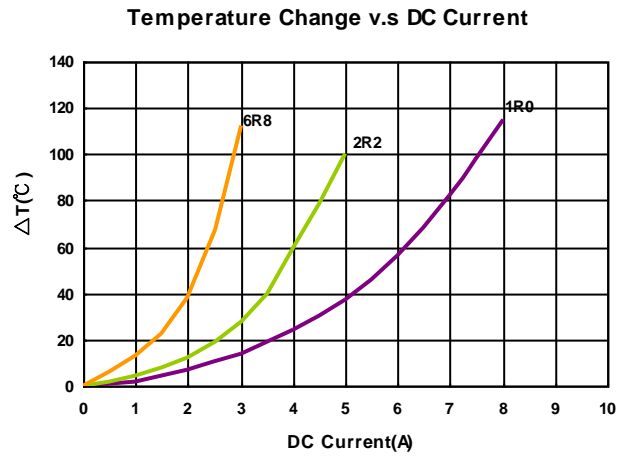
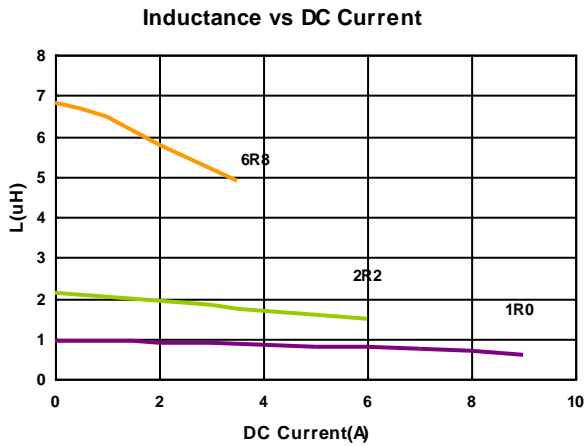
Electrical Characteristics

| Part Number | Inductance (uH) | Tolerance (±%) | Test Frequency (kHz) | RDC (mΩ) Max | Isat (A)Typ. | Irms (A)Typ. |
|--------------------|-----------------|----------------|----------------------|--------------|--------------|--------------|
| BMRB000505121R0MA1 | 1.0 | 20 | 100 | 30 | 6.0 | 5.0 |
| BMRB000505122R2MA1 | 2.2 | 20 | 100 | 76 | 4.0 | 3.5 |
| BMRB000505126R8MA1 | 6.8 | 20 | 100 | 250 | 2.3 | 2.0 |

Note: When ordering, please specify tolerance code. Tolerance: M=±20%

- Operating temperature range - 55°C ~ 125°C(Including self - temperature rise)
- Isat for Inductance drop 30% from its value without current
- Irms for a 40°C temperature rise from 25°C ambient with current
- Absolute maximum voltage 30VDC
- Measure Equipment :
 L : WK 3260B or WK 6500P, 100kHz 0.5V
 RDC : CHEN HWA 502 or CHEN HWA 46502B

Test Instruments : WK3260B Impedance / Material Analyzer



Molding Power Inductors – BMRx Series

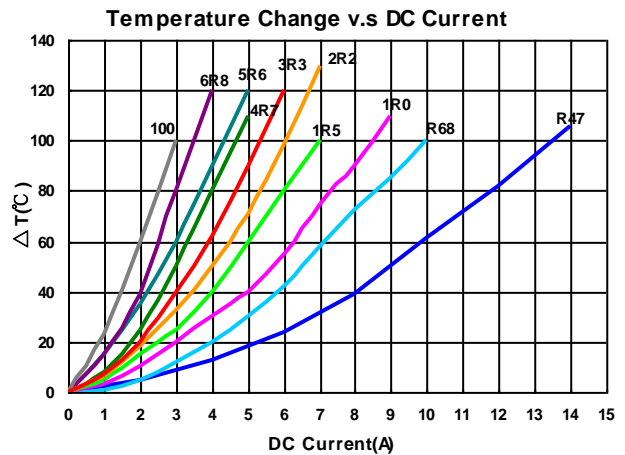
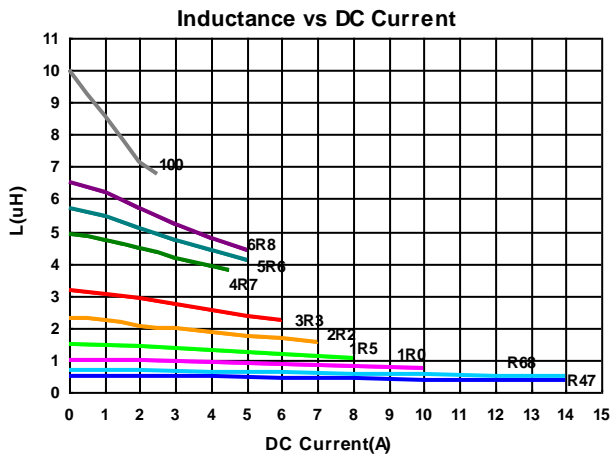
Electrical Characteristics

| Part Number | Inductance (uH) | Tolerance (±%) | Test Frequency (kHz) | RDC (mΩ) Max | Isat (A)Typ. | Irms (A)Typ. |
|--------------------|-----------------|----------------|----------------------|--------------|--------------|--------------|
| BMRA00050515R47MA1 | 0.47 | 20 | 100 | 16 | 12 | 8.0 |
| BMRA00050515R68MA1 | 0.68 | 20 | 100 | 23 | 10 | 6.0 |
| BMRA000505151R0MA1 | 1.0 | 20 | 100 | 33 | 8.0 | 5.0 |
| BMRA000505151R5MA1 | 1.5 | 20 | 100 | 50 | 6.0 | 4.0 |
| BMRA000505152R2MA1 | 2.2 | 20 | 100 | 68 | 6.0 | 3.3 |
| BMRA000505153R3MA1 | 3.3 | 20 | 100 | 84 | 5.0 | 3.0 |
| BMRA000505154R7MA1 | 4.7 | 20 | 100 | 135 | 4.0 | 2.5 |
| BMRA000505155R6MA1 | 5.6 | 20 | 100 | 175 | 3.5 | 2.2 |
| BMRA000505156R8MA1 | 6.8 | 20 | 100 | 192 | 3.0 | 2.0 |
| BMRA00050515100MA1 | 10 | 20 | 100 | 195 | 2.0 | 1.5 |

Note: When ordering, please specify tolerance code. Tolerance: M=±20%

- Operating temperature range - 55°C ~ 125°C(Including self - temperature rise)
- Isat for Inductance drop 30% from its value without current
- I rms for a 40°C temperature rise from 25°C ambient with current
- Absolute maximum voltage 30VDC
- Measure Equipment :
L : WK 3260B or WK 6500P, 100kHz 0.5V
RDC : CHEN HWA 502 or CHEN HWA 46502B

Test Instruments : WK3260B Impedance / Material Analyzer



Molding Power Inductors – BMRx Series

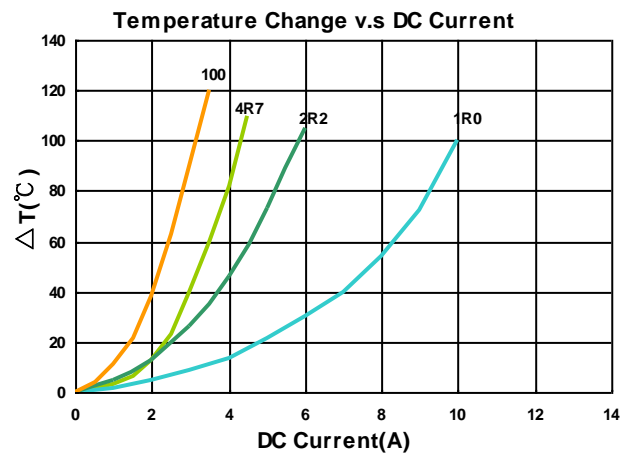
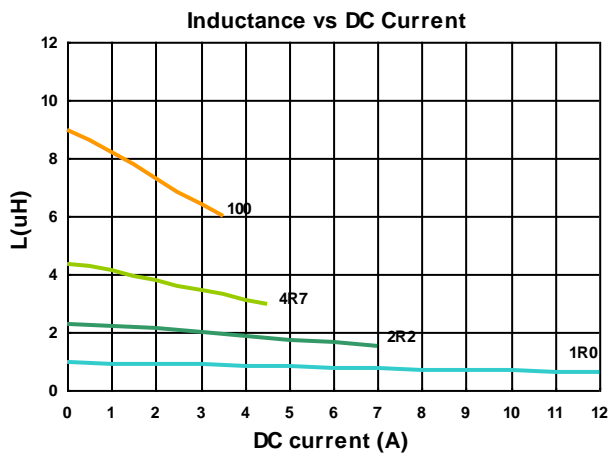
Electrical Characteristics

| Part Number | Inductance (uH) | Tolerance (±%) | Test Frequency (kHz) | RDC (mΩ) Max | Isat (A)Typ. | Irms (A)Typ. |
|--------------------|-----------------|----------------|----------------------|--------------|--------------|--------------|
| BMRB000505151R0MA1 | 1.0 | 20 | 100 | 23 | 9 | 6.5 |
| BMRB000505152R2MA1 | 2.2 | 20 | 100 | 64 | 6 | 3.3 |
| BMRB000505154R7MA1 | 4.7 | 20 | 100 | 106 | 4 | 3.0 |
| BMRB00050515100MA1 | 10 | 20 | 100 | 170 | 3 | 2.0 |

Note: When ordering, please specify tolerance code. Tolerance: M=±20%

- Operating temperature range - 55°C ~ 125°C(Including self - temperature rise)
- Isat for Inductance drop 30% from its value without current
- I rms for a 40°C temperature rise from 25°C ambient with current
- Absolute maximum voltage 30VDC
- Measure Equipment :
 L : WK 3260B or WK 6500P, 100kHz 0.5V
 RDC : CHEN HWA 502 or CHEN HWA 46502B

Test Instruments : WK3260B Impedance / Material Analyzer



Molding Power Inductors – BMRx Series

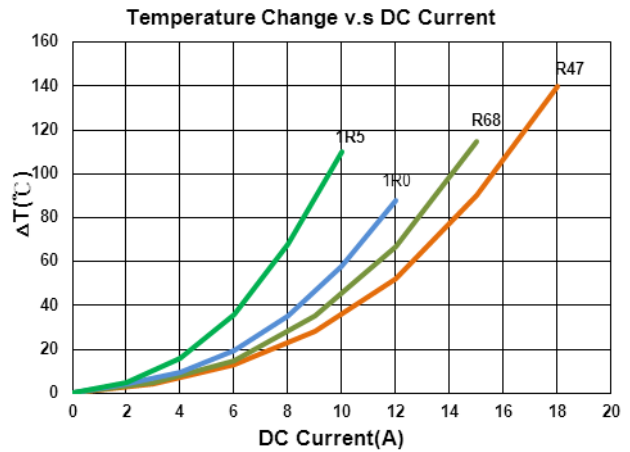
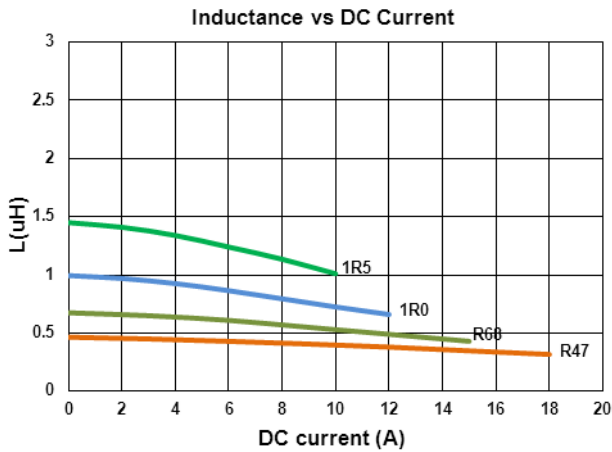
Electrical Characteristics

| Part Number | Inductance (uH) | Tolerance (±%) | Test Frequency (kHz) | RDC(mΩ) Max(Typ) | Isat (A)Typ. | Irms (A)Typ. |
|--------------------|-----------------|----------------|----------------------|------------------|--------------|--------------|
| BMRB00050518R47MB1 | 0.47 | 20 | 100 | 8.5(7.6) | 15.5 | 10.5 |
| BMRB00050518R68MB1 | 0.68 | 20 | 100 | 13.8(12) | 13 | 9 |
| BMRB000505181R0MB1 | 1.0 | 20 | 100 | 18(15) | 10 | 8 |
| BMRB000505181R5MB1 | 1.5 | 20 | 100 | 28(23) | 9 | 6.2 |

Note: When ordering, please specify tolerance code. Tolerance: M=±20%

- Operating temperature range - 55°C ~ 125°C(Including self - temperature rise)
- Isat for Inductance drop 30% from its value without current
- I rms for a 40°C temperature rise from 25°C ambient with current
- Absolute maximum voltage 30VDC
- Measure Equipment :
 L : WK 3260B or WK 6500P, 100kHz 0.5V
 RDC : CHEN HWA 502 or CHEN HWA 46502B

Test Instruments : WK3260B Impedance / Material Analyzer



Molding Power Inductors – BMRx Series

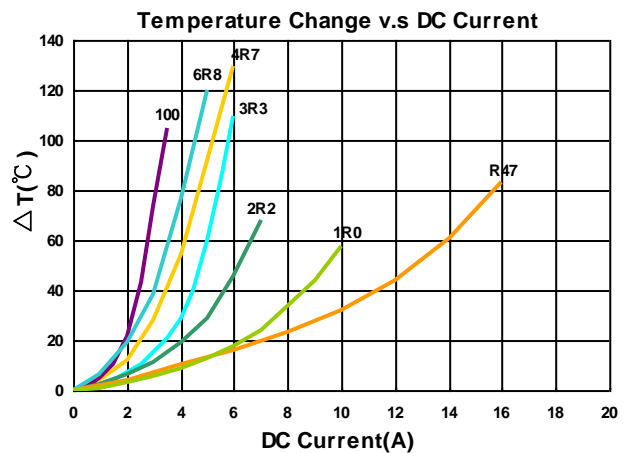
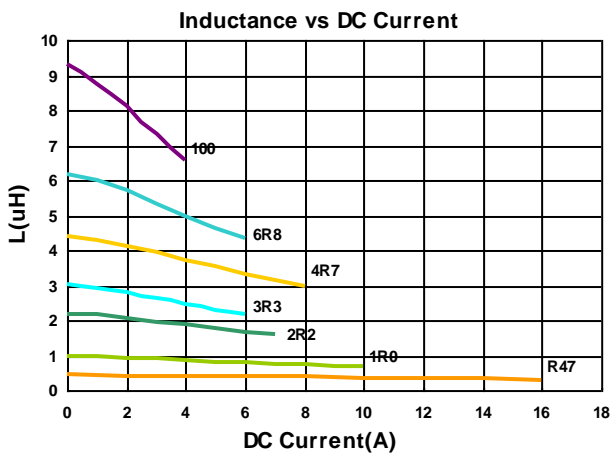
Electrical Characteristics

| Part Number | Inductance (uH) | Tolerance (±%) | Test Frequency (kHz) | RDC (mΩ) Max | Isat (A)Typ. | Irms (A)Typ. |
|--------------------|-----------------|----------------|----------------------|--------------|--------------|--------------|
| BMRB00050518R47MA1 | 0.47 | 20 | 100 | 9.0 | 15.5 | 10.5 |
| BMRB000505181R0MA1 | 1.0 | 20 | 100 | 17 | 9.0 | 8.0 |
| BMRB000505182R2MA1 | 2.2 | 20 | 100 | 35 | 6.5 | 5.0 |
| BMRB000505183R3MA1 | 3.3 | 20 | 100 | 58 | 5.0 | 4.5 |
| BMRB000505184R7MA1 | 4.7 | 20 | 100 | 85 | 4.0 | 3.5 |
| BMRB000505186R8MA1 | 6.8 | 20 | 100 | 120 | 3.4 | 2.8 |
| BMRB00050518100MA1 | 10 | 20 | 100 | 155 | 3.0 | 2.5 |

Note: When ordering, please specify tolerance code. Tolerance: M=±20%

- Operating temperature range - 55°C ~ 125°C(Including self - temperature rise)
- Isat for Inductance drop 30% from its value without current
- I rms for a 40°C temperature rise from 25°C ambient with current
- Absolute maximum voltage 30VDC
- Measure Equipment :
 - L : WK 3260B or WK 6500P, 100kHz 0.5V
 - RDC : CHEN HWA 502 or CHEN HWA 46502B

Test Instruments : WK3260B Impedance / Material Analyzer



Molding Power Inductors – BMRx Series

Electrical Characteristics

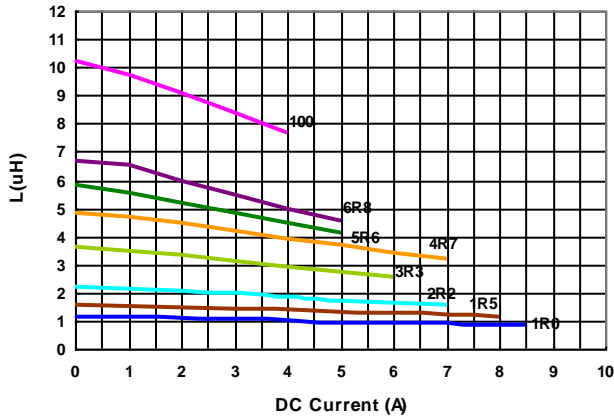
| Part Number | Inductance (uH) | Tolerance (±%) | Test Frequency (kHz) | RDC (mΩ) Max | Isat (A)Typ. | Irms (A)Typ. |
|--------------------|-----------------|----------------|----------------------|--------------|--------------|--------------|
| BMRA00050520R47MA1 | 0.47 | 20 | 100 | 9 | 15.5 | 10.5 |
| BMRA000505201R0MA1 | 1.0 | 20 | 100 | 30 | 7.0 | 6.0 |
| BMRA000505201R5MA1 | 1.5 | 20 | 100 | 35 | 6.5 | 5.5 |
| BMRA000505202R2MA1 | 2.2 | 20 | 100 | 45 | 6.0 | 4.0 |
| BMRA000505203R3MA1 | 3.3 | 20 | 100 | 60 | 5.5 | 3.5 |
| BMRA000505204R7MA1 | 4.7 | 20 | 100 | 90 | 5.0 | 3.0 |
| BMRA000505205R6MA1 | 5.6 | 20 | 100 | 120 | 4.5 | 2.8 |
| BMRA000505206R8MA1 | 6.8 | 20 | 100 | 125 | 4.5 | 2.8 |
| BMRA00050520100MA1 | 10 | 20 | 100 | 180 | 4.0 | 2.3 |

Note: When ordering, please specify tolerance code. Tolerance: M=±20%

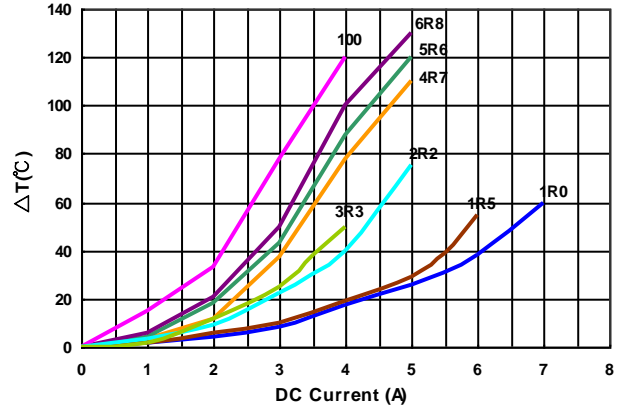
- Operating temperature range - 55°C ~ 125°C(Including self - temperature rise)
- Isat for Inductance drop 30% from its value without current
- Irms for a 40°C temperature rise from 25°C ambient with current
- Absolute maximum voltage 30VDC
- Measure Equipment :
 - L : WK 3260B or WK 6500P, 100kHz 0.5V
 - RDC : CHEN HWA 502 or CHEN HWA 46502B

Test Instruments : WK3260B Impedance / Material Analyzer

Inductance v.s DC Current



Temperature Change v.s DC Current



Molding Power Inductors – BMRx Series

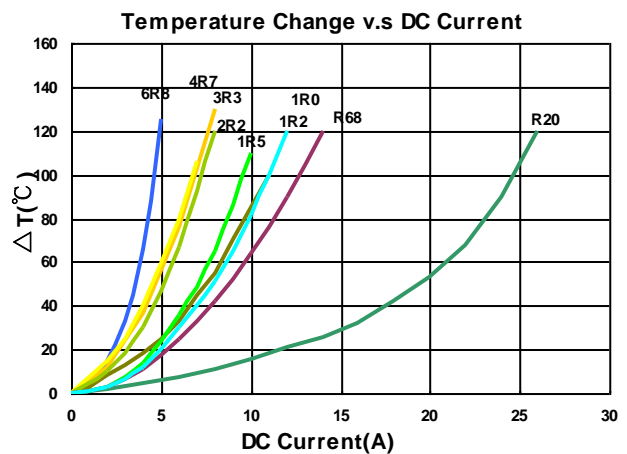
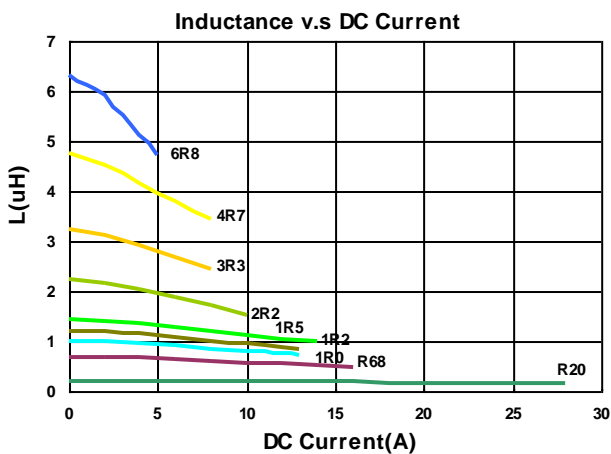
Electrical Characteristics

| Part Number | Inductance (uH) | Tolerance (±%) | Test Frequency (kHz) | RDC (mΩ)Max | Isat (A)Typ. | Irms (A)Typ. |
|--------------------|-----------------|----------------|----------------------|-------------|--------------|--------------|
| BMRA00050530R20MA1 | 0.20 | 20 | 100 | 3.9 | 14.5 | 17.0 |
| BMRA00050530R47MA1 | 0.47 | 20 | 100 | 8 | 14 | 10.0 |
| BMRA00050530R68MA1 | 0.68 | 20 | 100 | 12 | 14 | 8.0 |
| BMRA000505301R0MA1 | 1.0 | 20 | 100 | 15 | 11 | 7.0 |
| BMRA000505301R2MA1 | 1.2 | 20 | 100 | 15 | 11 | 6.5 |
| BMRA000505301R5MA1 | 1.5 | 20 | 100 | 25 | 10 | 6.0 |
| BMRA000505302R2MA1 | 2.2 | 20 | 100 | 35 | 8 | 5.0 |
| BMRA000505303R3MA1 | 3.3 | 20 | 100 | 46 | 7 | 4.5 |
| BMRA000505304R7MA1 | 4.7 | 20 | 100 | 60 | 6 | 4.0 |
| BMRA000505306R8MA1 | 6.8 | 20 | 100 | 110 | 5 | 3.0 |
| BMRA00050530100MA1 | 10 | 20 | 100 | 126 | 4.5 | 2.5 |

Note: When ordering, please specify tolerance code. Tolerance: M=±20%

- Operating temperature range - 55°C ~ 125°C(Including self - temperature rise)
- Isat for Inductance drop 30% from its value without current
- I rms for a 40°C temperature rise from 25°C ambient with current
- Absolute maximum voltage 30VDC
- Measure Equipment :
L : WK 3260B or WK 6500P, 100kHz 0.5V
RDC : CHEN HWA 502 or CHEN HWA 46502B

Test Instruments : WK3260B Impedance / Material Analyzer



Molding Power Inductors – BMRx Series

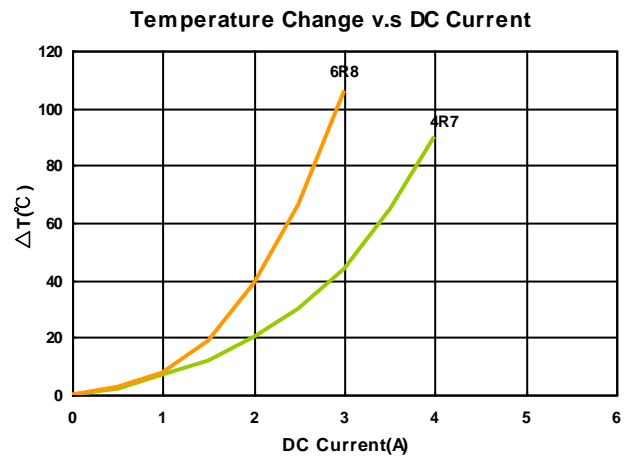
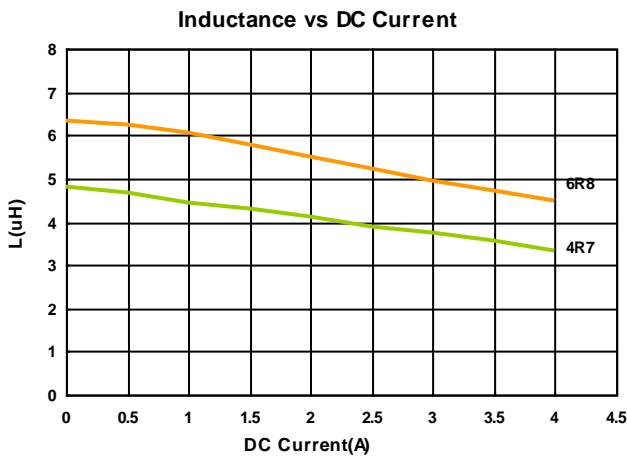
Electrical Characteristics

| Part Number | Inductance (uH) | Tolerance (±%) | Test Frequency (kHz) | RDC (mΩ) Max | Isat (A)Typ. | Irms (A)Typ. |
|--------------------|-----------------|----------------|----------------------|--------------|--------------|--------------|
| BMRB000606124R7MA1 | 4.7 | 20 | 100 | 122 | 3.5 | 2.5 |
| BMRB000606126R8MA1 | 6.8 | 20 | 100 | 210 | 2.8 | 2.2 |

Note: When ordering, please specify tolerance code. Tolerance: M=±20%

- Operating temperature range - 55°C ~ 125°C(Including self - temperature rise)
- Isat for Inductance drop 30% from its value without current
- I rms for a 40°C temperature rise from 25°C ambient with current
- Absolute maximum voltage 30VDC
- Measure Equipment :
 - L : WK 3260B or WK 6500P, 100kHz 0.5V
 - RDC : CHEN HWA 502 or CHEN HWA 46502B

Test Instruments : WK3260B Impedance / Material Analyzer



Molding Power Inductors – BMRx Series

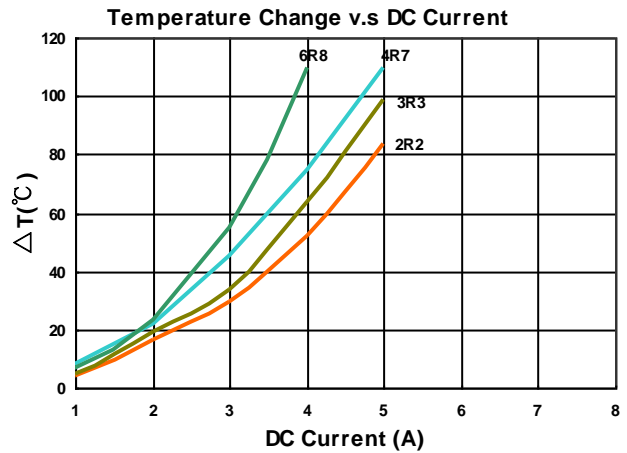
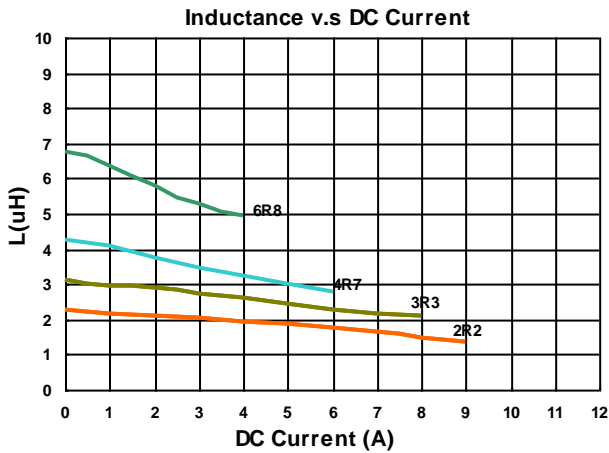
Electrical Characteristics

| Part Number | Inductance (uH) | Tolerance (±%) | Test Frequency (kHz) | RDC (mΩ)Max | Isat (A)Typ. | Irms (A)Typ. |
|--------------------|-----------------|----------------|----------------------|-------------|--------------|--------------|
| BMRA000606152R2MA1 | 2.2 | 20 | 100 | 54 | 6.0 | 3.5 |
| BMRA000606153R3MA1 | 3.3 | 20 | 100 | 63 | 5.5 | 3.3 |
| BMRA000606154R7MA1 | 4.7 | 20 | 100 | 105 | 4.5 | 3.2 |
| BMRA000606156R8MA1 | 6.8 | 20 | 100 | 140 | 4.0 | 2.5 |

Note: When ordering, please specify tolerance code. Tolerance: M=±20%

- Operating temperature range - 55°C ~ 125°C(Including self - temperature rise)
- Isat for Inductance drop 30% from its value without current
- I rms for a 40°C temperature rise from 25°C ambient with current
- Absolute maximum voltage 30VDC
- Measure Equipment :
 L : WK 3260B or WK 6500P, 100kHz 0.5V
 RDC : CHEN HWA 502 or CHEN HWA 46502B

Test Instruments : WK3260B Impedance / Material Analyzer



Molding Power Inductors – BMRx Series

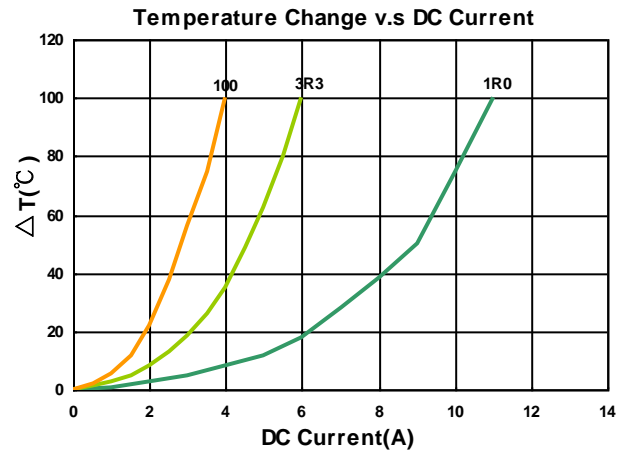
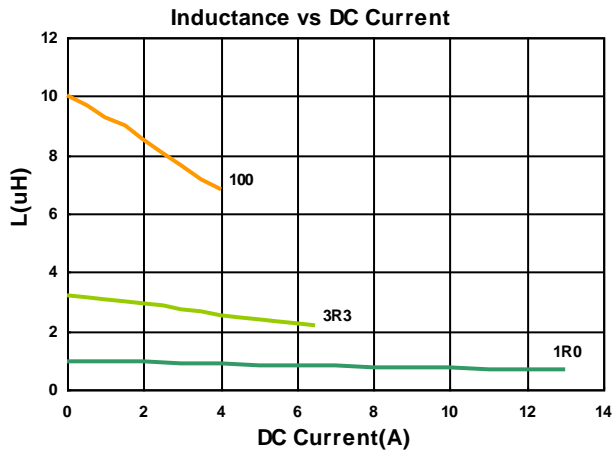
Electrical Characteristics

| Part Number | Inductance (uH) | Tolerance (±%) | Test Frequency (kHz) | RDC (mΩ)Max | Isat (A)Typ. | Irms (A)Typ. |
|--------------------|-----------------|----------------|----------------------|-------------|--------------|--------------|
| BMRB000606151R0MA1 | 1.0 | 20 | 100 | 21 | 9.0 | 5.5 |
| BMRB000606153R3MA1 | 3.3 | 20 | 100 | 63 | 5.5 | 3.3 |
| BMRB00060615100MA1 | 10 | 20 | 100 | 175 | 3.0 | 2.0 |

Note: When ordering, please specify tolerance code. Tolerance: M=±20%

- Operating temperature range - 55°C ~ 125°C(Including self - temperature rise)
- Isat for Inductance drop 30% from its value without current
- I rms for a 40°C temperature rise from 25°C ambient with current
- Absolute maximum voltage 30VDC
- Measure Equipment :
L : WK 3260B or WK 6500P, 100kHz 0.5V
RDC : CHEN HWA 502 or CHEN HWA 46502B

Test Instruments : WK3260B Impedance / Material Analyzer



Molding Power Inductors – BMRx Series

Electrical Characteristics

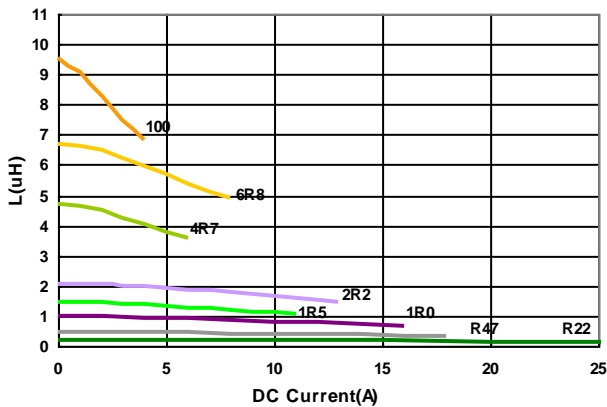
| Part Number | Inductance (uH) | Tolerance (±%) | Test Frequency (kHz) | RDC (mΩ)Max | Isat (A)Typ. | Irms (A)Typ. |
|--------------------|-----------------|----------------|----------------------|-------------|--------------|--------------|
| BMRB00060618R22MA1 | 0.22 | 20 | 100 | 5.2 | 29 | 14 |
| BMRB00060618R33MA1 | 0.33 | 20 | 100 | 6.8 | 22 | 12 |
| BMRB00060618R47MA1 | 0.47 | 20 | 100 | 8.4 | 18 | 11 |
| BMRB00060618R68MA1 | 0.68 | 20 | 100 | 12.7 | 17 | 9 |
| BMRB000606181R0MA1 | 1.0 | 20 | 100 | 17 | 14 | 7 |
| BMRB000606181R5MA1 | 1.5 | 20 | 100 | 26 | 12 | 6.5 |
| BMRB000606182R2MA1 | 2.2 | 20 | 100 | 35 | 10 | 6.0 |
| BMRB000606184R7MA1 | 4.7 | 20 | 100 | 70 | 5 | 3.5 |
| BMRB000606186R8MA1 | 6.8 | 20 | 100 | 110 | 3.5 | 2.8 |
| BMRB00060618100MA1 | 10 | 20 | 100 | 155 | 2.5 | 2.3 |

Note: When ordering, please specify tolerance code. Tolerance: M=±20%

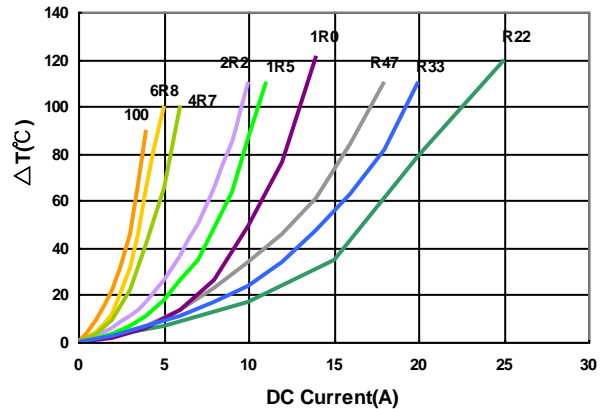
- Operating temperature range - 55°C ~ 125°C(Including self - temperature rise)
- Isat for Inductance drop 30% from its value without current
- I rms for a 40°C temperature rise from 25°C ambient with current
- Absolute maximum voltage 30VDC
- Measure Equipment :
 L : WK 3260B or WK 6500P, 100kHz 0.5V
 RDC : CHEN HWA 502 or CHEN HWA 46502B

Test Instruments : WK3260B Impedance / Material Analyzer

Inductance vs DC Current



Temperature Change v.s DC Current



Molding Power Inductors – BMRx Series

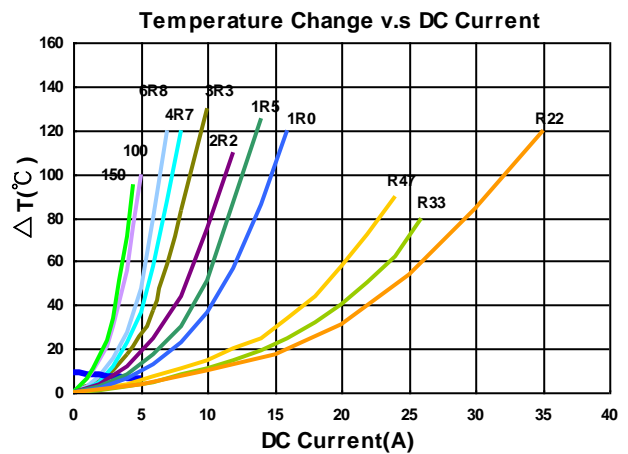
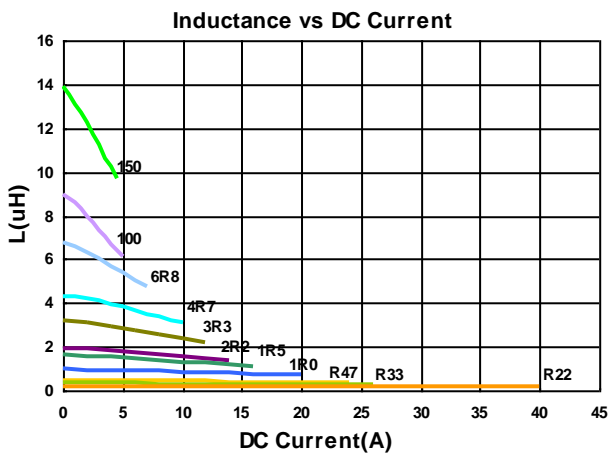
Electrical Characteristics

| Part Number | Inductance (uH) | Tolerance (±%) | Test Frequency (kHz) | RDC (mΩ)Max | Isat (A)Typ. | Irms (A)Typ. |
|--------------------|-----------------|----------------|----------------------|-------------|--------------|--------------|
| BMRB00060624R22MA1 | 0.22 | 20 | 100 | 3.2 | 34 | 21 |
| BMRB00060624R33MA1 | 0.33 | 20 | 100 | 4.1 | 24.5 | 18 |
| BMRB00060624R47MA1 | 0.47 | 20 | 100 | 5.1 | 22 | 15 |
| BMRB000606241R0MA1 | 1.0 | 20 | 100 | 13.5 | 16 | 9 |
| BMRB000606241R5MA1 | 1.5 | 20 | 100 | 20 | 15 | 9 |
| BMRB000606242R2MA1 | 2.2 | 20 | 100 | 28 | 11 | 7 |
| BMRB000606243R3MA1 | 3.3 | 20 | 100 | 39 | 10 | 5.5 |
| BMRB000606244R7MA1 | 4.7 | 20 | 100 | 50 | 10 | 5.0 |
| BMRB000606246R8MA1 | 6.8 | 20 | 100 | 70 | 6.0 | 4.0 |
| BMRB00060624100MA1 | 10 | 20 | 100 | 101 | 4.0 | 3.1 |
| BMRB00060624150MA1 | 15 | 20 | 100 | 160 | 3.3 | 2.5 |

Note: When ordering, please specify tolerance code. Tolerance: M=±20%

- Operating temperature range - 55°C ~ 125°C(Including self - temperature rise)
- Isat for Inductance drop 30% from its value without current
- I rms for a 40°C temperature rise from 25°C ambient with current
- Absolute maximum voltage 30VDC
- Measure Equipment :
L : WK 3260B or WK 6500P, 100kHz 0.5V
RDC : CHEN HWA 502 or CHEN HWA 46502B

Test Instruments : WK3260B Impedance / Material Analyzer



Molding Power Inductors – BMRx Series

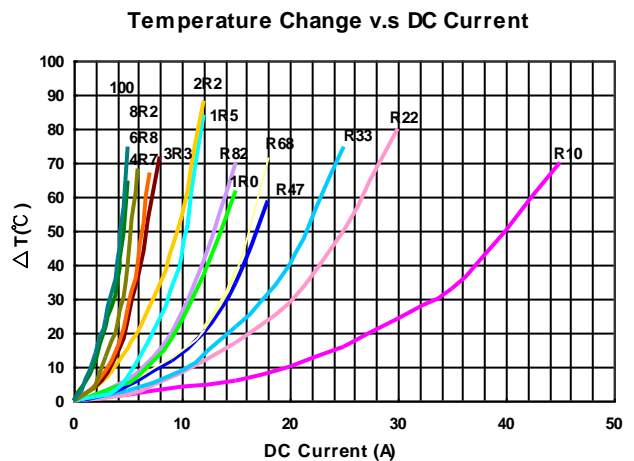
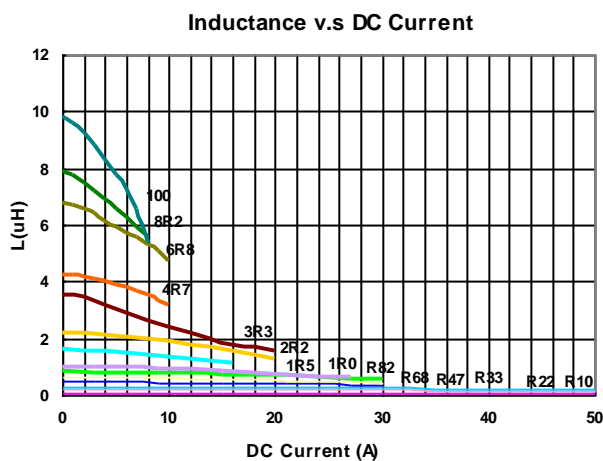
Electrical Characteristics

| Part Number | Inductance (uH) | Tolerance (±%) | Test Frequency (kHz) | RDC (mΩ) Max | Isat (A)Typ. | Irms (A)Typ. |
|---------------------|-----------------|----------------|----------------------|--------------|--------------|--------------|
| BMRA00060630R10MA1 | 0.10 | 20 | 100 | 1.5 | 45 | 37 |
| BMRA00060630R22MA1 | 0.22 | 20 | 100 | 2.8 | 40 | 23 |
| BMRA00060630R33MA1 | 0.33 | 20 | 100 | 4.2 | 33 | 20 |
| BMRA00060630R47MA1 | 0.47 | 20 | 100 | 5.5 | 27 | 16.5 |
| BMRA00060630R56MA1 | 0.56 | 20 | 100 | 5.5 | 27 | 16.5 |
| BMRA00060630R68MA1 | 0.68 | 20 | 100 | 6.3 | 24 | 15 |
| BMRA00060630R82MA1 | 0.82 | 20 | 100 | 8.0 | 23 | 13 |
| BMRA00060630R10MA1 | 1.0 | 20 | 100 | 10 | 22 | 12 |
| BMRA00060630R15MA1 | 1.5 | 20 | 100 | 15 | 18 | 9.5 |
| BMRA00060630R18MA1 | 1.8 | 20 | 100 | 15 | 14 | 9.5 |
| BMRA00060630R22MA1 | 2.2 | 20 | 100 | 20 | 14 | 8.5 |
| BMRA00060630R33MA1 | 3.3 | 20 | 100 | 35 | 12 | 6.0 |
| BMRA00060630R47MA1 | 4.7 | 20 | 100 | 40 | 9 | 5.5 |
| BMRA00060630R68MA1 | 5.6 | 20 | 100 | 40 | 8 | 5.5 |
| BMRA00060630R82MA1 | 6.8 | 20 | 100 | 60 | 8 | 4.5 |
| BMRF00060630R82MA1 | 8.2 | 20 | 100 | 60 | 6 | 4.5 |
| BMRF00060630R100MA1 | 10 | 20 | 100 | 68 | 5.5 | 4.0 |
| BMRA00060630R150MA1 | 15 | 20 | 100 | 122 | 5.0 | 3.0 |
| BMRA00060630R220MA1 | 22 | 20 | 100 | 145 | 3.2 | 3.0 |
| BMRA00060630R330MA1 | 33 | 20 | 100 | 270 | 3.0 | 2.0 |

Note: When ordering, please specify tolerance code. Tolerance: M=±20%

- Operating temperature range - 55°C ~ 125°C(Including self - temperature rise)
- Isat for Inductance drop 30% from its value without current
- I rms for a 40°C temperature rise from 25°C ambient with current
- Absolute maximum voltage 30VDC
- Measure Equipment :
 - L : WK 3260B or WK 6500P, 100kHz 0.5V
 - RDC : CHEN HWA 502 or CHEN HWA 46502B

Test Instruments : WK3260B Impedance / Material Analyzer



Please be sure to request approval specifications that provide further details of the products. Kindly note that the content of these specifications are subject to change or may be discontinued without prior notice. This product may not be designed/used in medical or high risk applications without Chilisin approval. Please contact our sales department before ordering.

Molding Power Inductors – BMRx Series

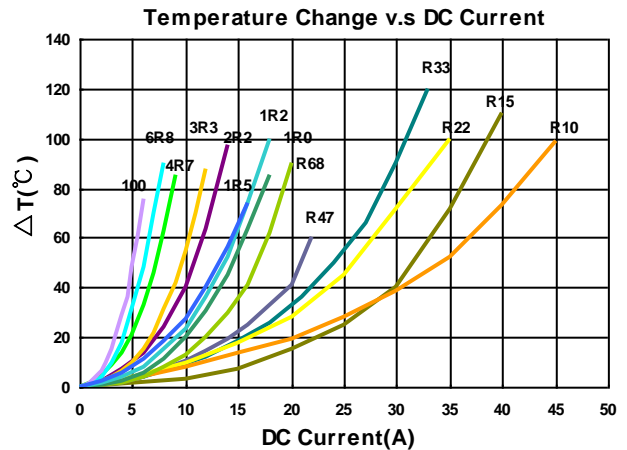
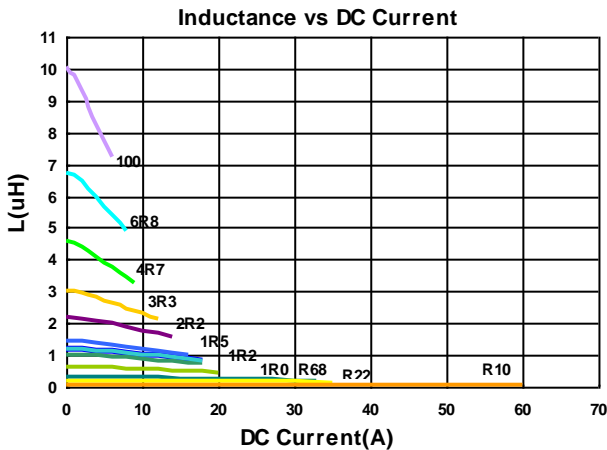
Electrical Characteristics

| Part Number | Inductance (uH) | Tolerance (±%) | Test Frequency (kHz) | RDC (mΩ)Max | Isat (A)Typ. | Irms (A)Typ. |
|--------------------|-----------------|----------------|----------------------|-------------|--------------|--------------|
| BMRB00060630R10MA1 | 0.10 | 20 | 100 | 1.7 | 60 | 32.5 |
| BMRB00060630R15MA1 | 0.15 | 20 | 100 | 2.5 | 40 | 30 |
| BMRB00060630R22MA1 | 0.22 | 20 | 100 | 3.0 | 34 | 23 |
| BMRB00060630R33MA1 | 0.33 | 20 | 100 | 3.5 | 25 | 21 |
| BMRB00060630R36MA1 | 0.36 | 20 | 100 | 3.9 | 24 | 20 |
| BMRB00060630R47MA1 | 0.47 | 20 | 100 | 4.1 | 20 | 18 |
| BMRB00060630R56MA1 | 0.56 | 20 | 100 | 4.5 | 18 | 16.5 |
| BMRB00060630R68MA1 | 0.68 | 20 | 100 | 5.3 | 17 | 16 |
| BMRB00060630R82MA1 | 0.82 | 20 | 100 | 6.0 | 16 | 14 |
| BMRB000606301R0MA1 | 1.0 | 20 | 100 | 7.4 | 15 | 12 |
| BMRB000606301R2MA1 | 1.2 | 20 | 100 | 10 | 14 | 10 |
| BMRB000606301R5MA1 | 1.5 | 20 | 100 | 12.1 | 14 | 10 |
| BMRB000606302R2MA1 | 2.2 | 20 | 100 | 15 | 10 | 8 |
| BMRB000606303R3MA1 | 3.3 | 20 | 100 | 22 | 9.5 | 6.5 |
| BMRB000606304R7MA1 | 4.7 | 20 | 100 | 33 | 6.5 | 5.5 |
| BMRB000606305R6MA1 | 5.6 | 20 | 100 | 42 | 6 | 5.5 |
| BMRB000606306R8MA1 | 6.8 | 20 | 100 | 50 | 6 | 4.5 |
| BMRB000606308R2MA1 | 8.2 | 20 | 100 | 60 | 6 | 4.5 |
| BMRB00060630100MA1 | 10 | 20 | 100 | 68 | 5.5 | 4 |

Note: When ordering, please specify tolerance code. Tolerance: M=±20%

- Operating temperature range - 55°C ~ 125°C(Including self - temperature rise)
- Isat for Inductance drop 30% from its value without current
- I rms for a 40°C temperature rise from 25°C ambient with current
- Absolute maximum voltage 30VDC
- Measure Equipment :
 L : WK 3260B or WK 6500P, 100kHz 0.5V
 RDC : CHEN HWA 502 or CHEN HWA 46502B

Test Instruments : WK3260B Impedance / Material Analyzer



Molding Power Inductors – BMRx Series

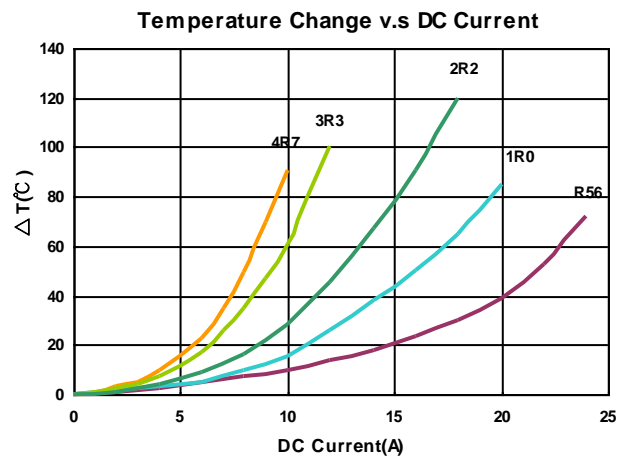
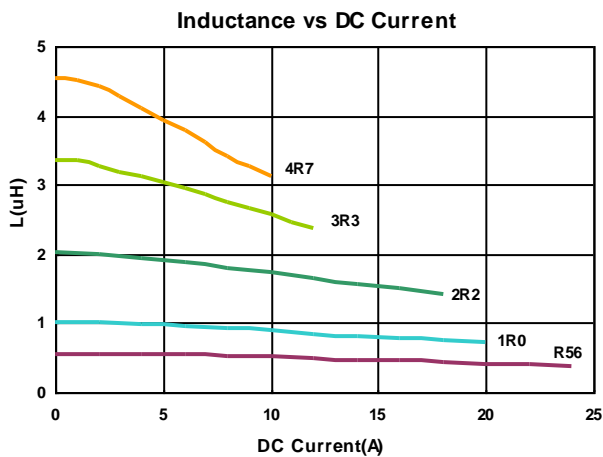
Electrical Characteristics

| Part Number | Inductance (uH) | Tolerance (±%) | Test Frequency (kHz) | RDC (mΩ) Max | Isat (A)Typ. | Irms (A)Typ. |
|--------------------|-----------------|----------------|----------------------|--------------|--------------|--------------|
| BMRB00060650R56MA1 | 0.56 | 20 | 100 | 3.3 | 20 | 20 |
| BMRB000606501R0MA1 | 1.0 | 20 | 100 | 6.5 | 15 | 13 |
| BMRB000606502R2MA1 | 2.2 | 20 | 100 | 12.5 | 12 | 8 |
| BMRB000606503R3MA1 | 3.3 | 20 | 100 | 20.9 | 9 | 7 |
| BMRB000606504R7MA1 | 4.7 | 20 | 100 | 25.0 | 7 | 6.5 |

Note: When ordering, please specify tolerance code. Tolerance: M=±20%

- Operating temperature range - 55°C ~ 125°C(Including self - temperature rise)
- Isat for Inductance drop 30% from its value without current
- I rms for a 40°C temperature rise from 25°C ambient with current
- Absolute maximum voltage 30VDC
- Measure Equipment :
 L : WK 3260B or WK 6500P, 100kHz 0.5V
 RDC : CHEN HWA 502 or CHEN HWA 46502B

Test Instruments : WK3260B Impedance / Material Analyzer



Molding Power Inductors – BMRx Series

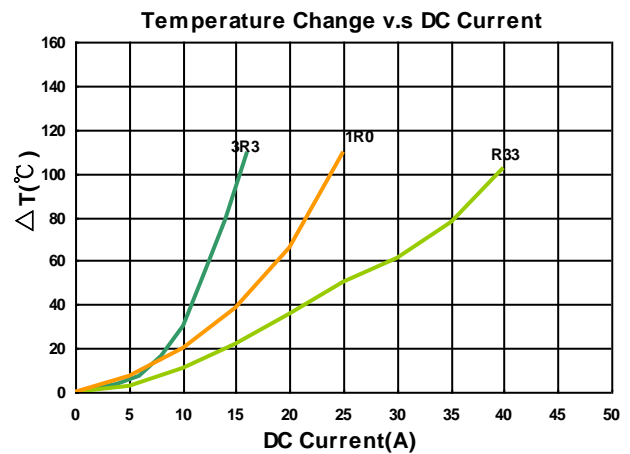
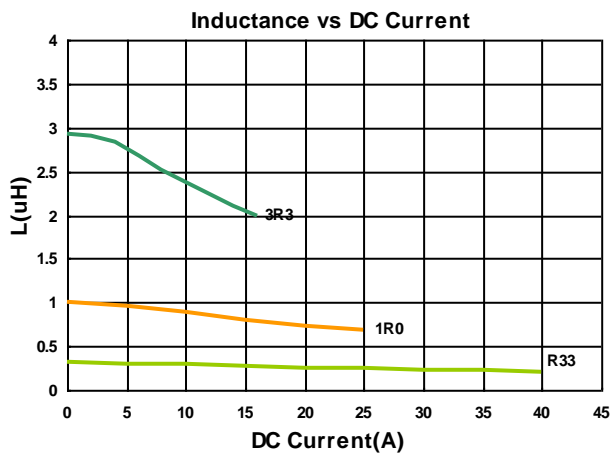
Electrical Characteristics

| Part Number | Inductance (uH) | Tolerance (±%) | Test Frequency (kHz) | RDC (mΩ) Max | Isat (A)Typ. | Irms (A)Typ. |
|--------------------|-----------------|----------------|----------------------|--------------|--------------|--------------|
| BMRG00101030R33MD1 | 0.33 | 20 | 100 | 1.6 | 32 | 23 |
| BMRG001010301R0MD1 | 1.0 | 20 | 100 | 6.0 | 21 | 15 |
| BMRG001010303R3MA1 | 3.3 | 20 | 100 | 16.0 | 14 | 9 |

Note: When ordering, please specify tolerance code. Tolerance: M=±20%

- Operating temperature range - 55°C ~ 125°C(Including self - temperature rise)
- Isat for Inductance drop 30% from its value without current
- Irms for a 40°C temperature rise from 25°C ambient with current
- Absolute maximum voltage 30VDC
- Measure Equipment :
 L : WK 3260B or WK 6500P, 100kHz 0.5V
 RDC : CHEN HWA 502 or CHEN HWA 46502B

Test Instruments : WK3260B Impedance / Material Analyzer



Molding Power Inductors – BMRx Series

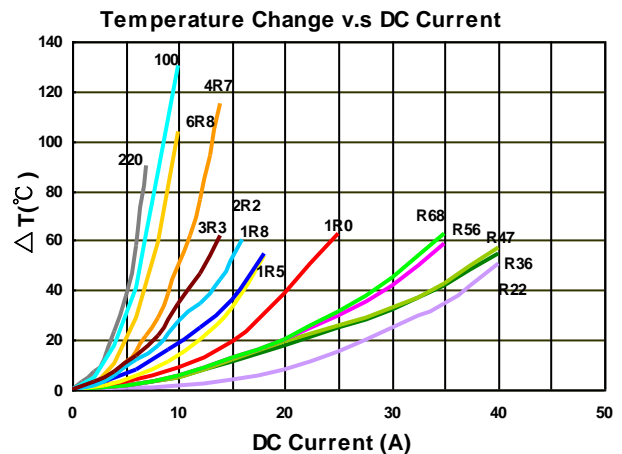
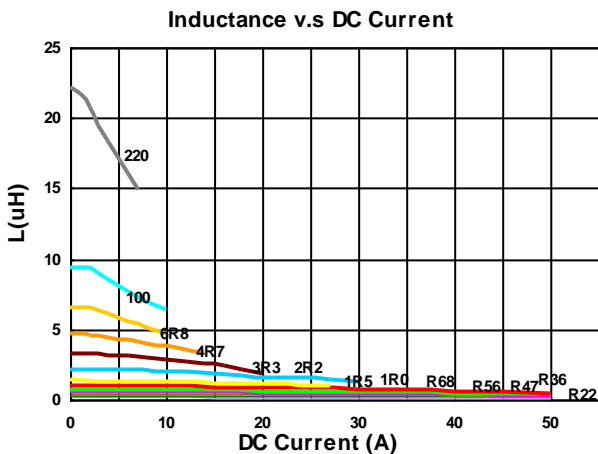
Electrical Characteristics

| Part Number | Inductance (uH) | Tolerance (±%) | Test Frequency (kHz) | RDC (mΩ) Max | Isat (A)Typ. | Irms (A)Typ. |
|--------------------|-----------------|----------------|----------------------|--------------|--------------|--------------|
| BMRF00101040R22MD1 | 0.22 | 20 | 100 | 0.6 | 45 | 35 |
| BMRF00101040R36MD1 | 0.36 | 20 | 100 | 1.2 | 42 | 34 |
| BMRF00101040R45MD1 | 0.45 | 20 | 100 | 1.2 | 38 | 33 |
| BMRF00101040R47MD1 | 0.47 | 20 | 100 | 1.2 | 38 | 33 |
| BMRF00101040R56MD1 | 0.56 | 20 | 100 | 1.55 | 32 | 27 |
| BMRF00101040R68MD1 | 0.68 | 20 | 100 | 1.55 | 30 | 27 |
| BMRF00101040R90MD1 | 0.9 | 20 | 100 | 3.0 | 20 | 22 |
| BMRF001010401R0MD1 | 1.0 | 20 | 100 | 3.1 | 26 | 20 |
| BMRF001010401R5MD1 | 1.5 | 20 | 100 | 4.2 | 22 | 16 |
| BMRF001010401R8MD1 | 1.8 | 20 | 100 | 5 | 16 | 15.3 |
| BMRF001010402R2MD1 | 2.2 | 20 | 100 | 7 | 16 | 14 |
| BMRF001010403R3MA1 | 3.3 | 20 | 100 | 13.2 | 12 | 11 |
| BMRF001010404R7MA1 | 4.7 | 20 | 100 | 16.5 | 12 | 9 |
| BMRF001010406R8MA1 | 6.8 | 20 | 100 | 25 | 10 | 6 |
| BMRF001010408R2MA1 | 8.2 | 20 | 100 | 30 | 9 | 6 |
| BMRF00101040100MA1 | 10 | 20 | 100 | 30 | 7 | 6.5 |
| BMRF00101040150MA1 | 15 | 20 | 100 | 45 | 6 | 6.25 |
| BMRF00101040220MA1 | 22 | 20 | 100 | 64 | 4.5 | 4.5 |

Note: When ordering, please specify tolerance code. Tolerance: M=±20%

- Operating temperature range - 55°C ~ 125°C(Including self - temperature rise)
- Isat for Inductance drop 30% from its value without current
- I rms for a 40°C temperature rise from 25°C ambient with current
- Absolute maximum voltage 30VDC
- Measure Equipment :
 - L : WK 3260B or WK 6500P, 100kHz 0.5V
 - RDC : CHEN HWA 502 or CHEN HWA 46502B

Test Instruments : WK3260B Impedance / Material Analyzer



Molding Power Inductors – BMRx Series

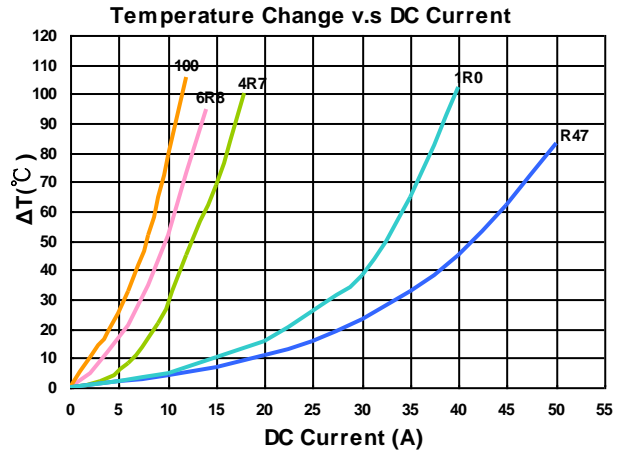
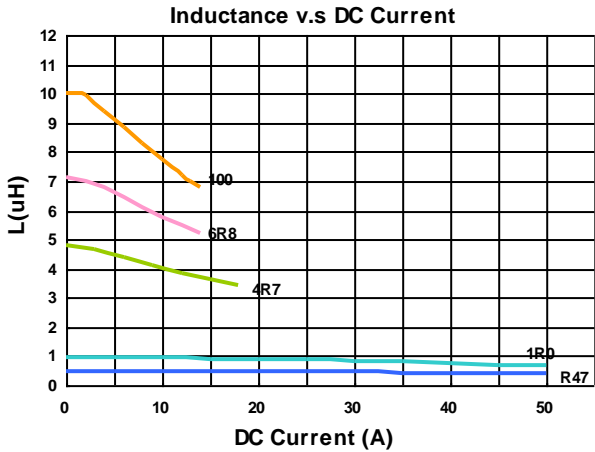
Electrical Characteristics

| Part Number | Inductance (uH) | Tolerance (±%) | Test Frequency (kHz) | RDC (mΩ) Max | Isat (A)Typ. | Irms (A)Typ. |
|--------------------|-----------------|----------------|----------------------|--------------|--------------|--------------|
| BMRF00131350R47MD1 | 0.47 | 20 | 100 | 1.2 | 46 | 37 |
| BMRF001313501R0MD1 | 1.0 | 20 | 100 | 2.5 | 37 | 29 |
| BMRF001313501R5MD1 | 1.5 | 20 | 100 | 3.0 | 28 | 28 |
| BMRF001313504R7MD1 | 4.7 | 20 | 100 | 11.5 | 16 | 11 |
| BMRF001313506R8MA1 | 6.8 | 20 | 100 | 22 | 14 | 9 |
| BMRF00131350100MA1 | 10 | 20 | 100 | 35 | 13 | 7 |

Note: When ordering, please specify tolerance code. Tolerance: M=±20%

- Operating temperature range - 55°C ~ 125°C(Including self - temperature rise)
- Isat for Inductance drop 30% from its value without current
- I rms for a 40°C temperature rise from 25°C ambient with current
- Absolute maximum voltage 30VDC
- Measure Equipment :
 L : WK 3260B or WK 6500P, 100kHz 0.5V
 RDC : CHEN HWA 502 or CHEN HWA 46502B

Test Instruments : WK3260B Impedance / Material Analyzer



Molding Power Inductors – BMRx Series

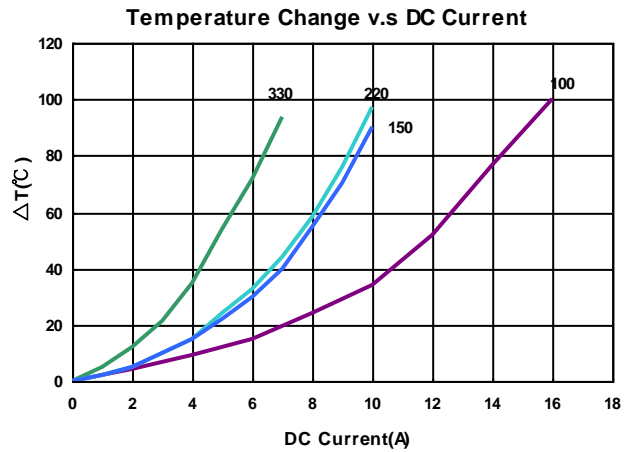
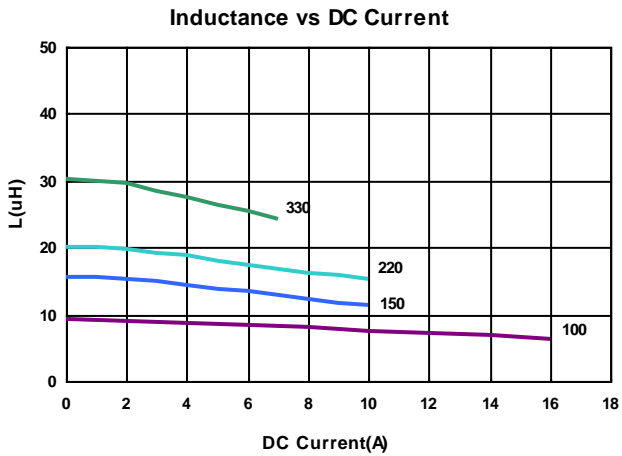
Electrical Characteristics

| Part Number | Inductance (uH) | Tolerance (±%) | Test Frequency (kHz) | RDC (mΩ) Max | Isat (A)Typ. | Irms (A)Typ. |
|--------------------|-----------------|----------------|----------------------|--------------|--------------|--------------|
| BMRG00131360100MA1 | 10 | 20 | 100 | 20.7 | 12.5 | 10 |
| BMRG00131360150MA1 | 15 | 20 | 100 | 29.0 | 9.0 | 6.0 |
| BMRG00131360220MA1 | 22 | 20 | 100 | 39.5 | 7.5 | 5.0 |
| BMRG00131360330MA1 | 33 | 20 | 100 | 75 | 6.0 | 4.0 |

Note: When ordering, please specify tolerance code. Tolerance: M=±20%

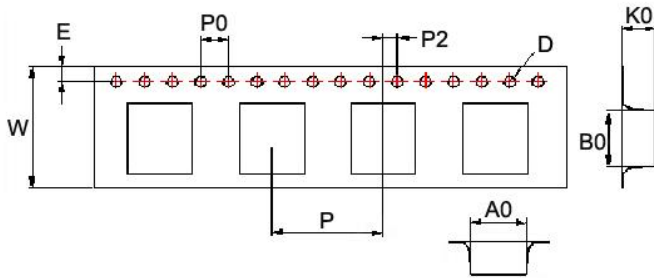
- Operating temperature range - 55°C ~ 125°C(Including self - temperature rise)
- Isat for Inductance drop 30% from its value without current
- I rms for a 40°C temperature rise from 25°C ambient with current
- Absolute maximum voltage 30VDC
- Measure Equipment :
 L : WK 3260B or WK 6500P, 100kHz 0.5V
 RDC : CHEN HWA 502 or CHEN HWA 46502B

Test Instruments : WK3260B Impedance / Material Analyzer

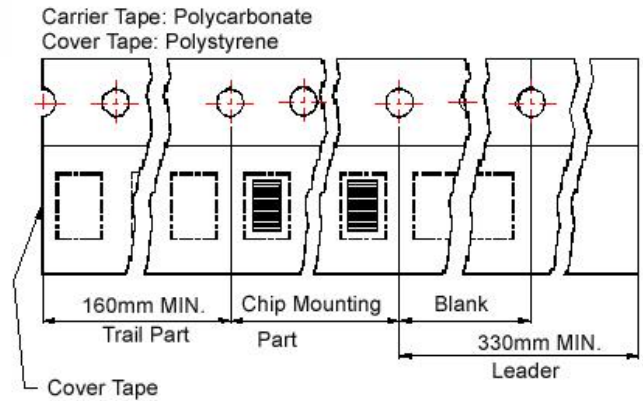


Packaging Specifications

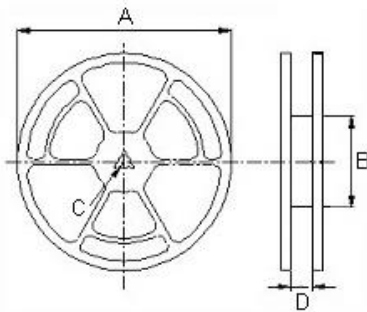
Tape Dimensions



Tape Material



Reel Dimensions



Dimensions in mm

| TYPE | Tape Dimensions | | | | | | | | | Reel Dimensions | | | | Quantity PCS / REEL |
|----------------|-----------------|------|------|------|------|----|----|----|----|-----------------|-----|----|------|------------------------|
| | A0 | B0 | K0 | D | E | W | P | P0 | P2 | A | B | C | D | |
| BMRA00040412 | 4.6 | 5.0 | 1.5 | 1.55 | 1.75 | 12 | 8 | 4 | 2 | 330 | 100 | 13 | 13.4 | 2000 |
| BMRA00040415 | 4.4 | 4.9 | 1.8 | 1.55 | 1.75 | 12 | 8 | 4 | 2 | 330 | 100 | 13 | 13.4 | 2000 |
| BMRA00040420 | 4.3 | 4.9 | 2.4 | 1.55 | 1.75 | 12 | 8 | 4 | 2 | 330 | 100 | 13 | 13.4 | 2000 |
| BMRB00050512 | 5.9 | 6.2 | 1.5 | 1.55 | 1.75 | 16 | 12 | 4 | 2 | 330 | 100 | 13 | 16.0 | 1000 |
| BMRx00050515 | 5.7 | 6.1 | 1.9 | 1.55 | 1.75 | 16 | 12 | 4 | 2 | 330 | 100 | 13 | 16.0 | 1000 |
| BMRB00050518-B | 5.5 | 6.0 | 2.2 | 1.55 | 1.75 | 12 | 8 | 4 | 2 | 330 | 100 | 13 | 13.4 | 1000 |
| BMRB00050518 | 5.9 | 6.2 | 2.2 | 1.55 | 1.75 | 16 | 12 | 4 | 2 | 330 | 100 | 13 | 16.0 | 1000 |
| BMRA00050520 | 5.7 | 5.9 | 2.4 | 1.55 | 1.75 | 16 | 12 | 4 | 2 | 330 | 100 | 13 | 16.0 | 1000 |
| BMRA00050530 | 5.9 | 6.2 | 3.4 | 1.55 | 1.75 | 16 | 12 | 4 | 2 | 330 | 100 | 13 | 16.0 | 1000 |
| BMRB00060612 | 6.9 | 7.6 | 1.6 | 1.55 | 1.75 | 16 | 12 | 4 | 2 | 330 | 100 | 13 | 16.0 | 1000 |
| BMRx00060615 | 6.9 | 7.6 | 2.1 | 1.55 | 1.75 | 16 | 12 | 4 | 2 | 330 | 100 | 13 | 16.0 | 1000 |
| BMRB00060618 | 6.9 | 7.6 | 2.1 | 1.55 | 1.75 | 16 | 12 | 4 | 2 | 330 | 100 | 13 | 16.0 | 1000 |
| BMRB00060624 | 7.0 | 7.6 | 2.7 | 1.55 | 1.75 | 16 | 12 | 4 | 2 | 330 | 100 | 13 | 16.0 | 1000 |
| BMRx00060630 | 6.9 | 7.6 | 3.4 | 1.55 | 1.75 | 16 | 12 | 4 | 2 | 330 | 100 | 13 | 16.0 | 1000 |
| BMRB00060650 | 6.9 | 7.6 | 5.4 | 1.55 | 1.75 | 16 | 12 | 4 | 2 | 330 | 100 | 13 | 16.0 | 1000 |
| BMRG00101030 | 10.6 | 11.7 | 3.25 | 1.55 | 1.75 | 24 | 16 | 4 | 2 | 330 | 100 | 13 | 24.4 | 500 |
| BMRF00101040 | 10.6 | 11.7 | 4.25 | 1.55 | 1.75 | 24 | 16 | 4 | 2 | 330 | 100 | 13 | 24.4 | 500 |
| BMRF00131350 | 13 | 14 | 5.25 | 1.55 | 1.75 | 24 | 16 | 4 | 2 | 330 | 100 | 13 | 24.4 | 500 |
| BMRG00131360 | 13 | 14 | 6.25 | 1.55 | 1.75 | 24 | 16 | 4 | 2 | 330 | 100 | 13 | 24.4 | 500 |

X-ON Electronics

Largest Supplier of Electrical and Electronic Components

Click to view similar products for [Fixed Inductors](#) category:

Click to view products by [Chilisin](#) manufacturer:

Other Similar products are found below :

[CR32NP-100KC](#) [70F224AI](#) [MHQ1005P10NJ](#) [MHQ1005P1N0S](#) [MHQ1005P2N4S](#) [MHQ1005P3N6S](#) [MHQ1005P5N1S](#) [MHQ1005P8N2J](#)
[PE-53601NL](#) [PE-53602NL](#) [PG0936.113NLT](#) [9220-20](#) [9310-16](#) [PM06-2N7](#) [PM06-39NJ](#) [A01TK](#) [1206CS-471XJ](#) [HC2-R47-R](#) [HC8-1R2-R](#)
[HCF1305-3R3-R](#) [1206CS-151XG](#) [RCH664NP-4R7M](#) [RCP1317NP-391L](#) [DH2280-4R7M](#) [DS1608C-106](#) [B10TJ](#) [B82498B3101J000](#) [ELJ-](#)
[RE27NJF2](#) [1812CS-153XJ](#) [1812CS-183XJ](#) [1812CS-223XJ](#) [1812LS-104XJ](#) [1812LS-105XJ](#) [1812LS-124XJ](#) [1812LS-154XJ](#) [1812LS-223XJ](#)
[1812LS-224XJ](#) [1812LS-563XJ](#) [1812LS-683XJ](#) [1812LS-824XJ](#) [NIN-FB101JTR110F](#) [NIN-FB471JTR62F](#) [NIN-FC1R5JTR220F](#) [NIN-](#)
[HCR15JTRF](#) [NIN-HCR33JTRF](#) [NIN-HDR22JTRF](#) [NIN-HDR82JTRF](#) [NIN-HK2N7STRF](#) [NIN-PA150KTR370F](#) [NIN-PB100KTR550F](#)