


LVF Series



LVF series, an automatic assembly constructed power inductor, is shielded with magnetic resin and suitable for portable DC-DC converter applications.

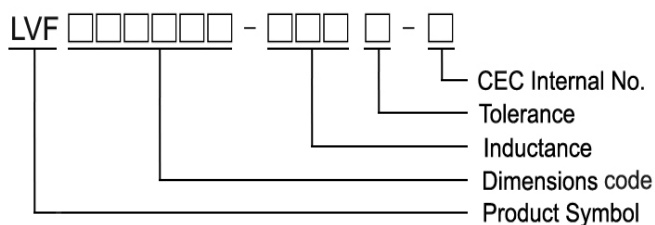
Features

- RoHS compliant
- Low DC resistance and high current
- Highly accurate dimensions
- Superior EMI characteristics with ultra low radiation comparing to conventional shielded power inductors
- Halogen free

Applications

- Smart phone
- DSC
- Tablet PC and other portable devices
- DC/DC converters

Product Identification



Shape and Dimensions

Figure 1

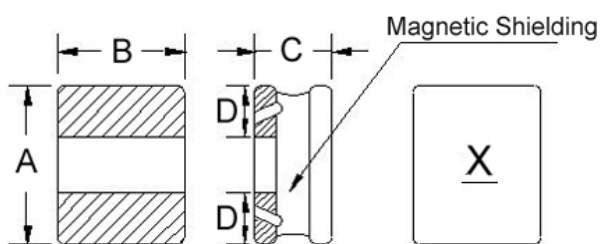
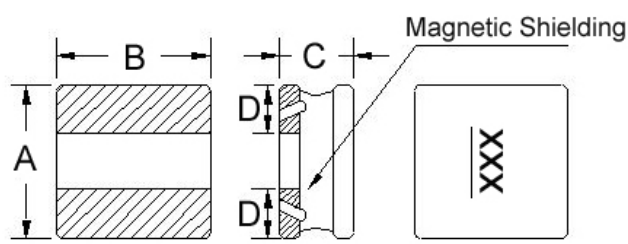


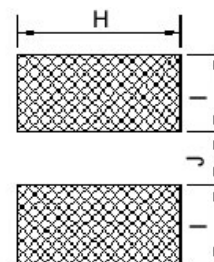
Figure 2



Dimensions in mm

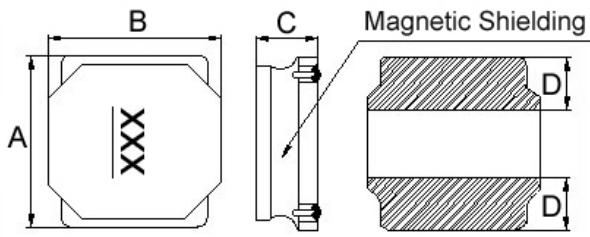
TYPE	FIG	A	B	C	D	H	I	J
LVF201B12	1	2.0±0.25	1.6±0.25	1.2±0.05	0.6	1.8	0.8	0.8
LVF252A10	1	2.5±0.25	2.0±0.25	1.02 Max	0.8	2.2	0.85	0.8
LVF252A12	1	2.5±0.25	2.0±0.25	1.2±0.05	0.8	2.2	0.85	0.8
LVF303010	2	3.0±0.20	3.0±0.20	1.02 Max	1.0	3.2	1.1	1.0
LVF303012	2	3.0±0.20	3.0±0.20	1.2 Max	1.0	3.2	1.1	1.0
LVF303015	2	3.0±0.20	3.0±0.20	1.5 Max	1.0	3.2	1.1	1.0
LVF404012	2	4.0±0.20	4.0±0.20	1.2±0.1	1.5	4.2	1.5	1.2

Recommended Pattern

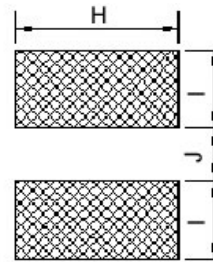


Shape and Dimensions

Figure 3



Recommended Pattern



Dimensions in mm

TYPE	FIG	A	B	C	D	H	I	J
LVF404015	3	4.0±0.25	4.0±0.25	1.5±0.2	1.3	3.7	1.5	1.2
LVF404018	3	4.0±0.20	4.0±0.20	1.8±0.2	1.3	3.7	1.5	1.2
LVF404026	3	4.0±0.20	4.0±0.25	2.6±0.2	1.4	3.7	1.6	1.2
LVF606028	3	6.0±0.20	6.0±0.20	2.8±0.2	1.9±0.3	5.7	1.8	2.6

Shapes and Dimensions

Figure 4

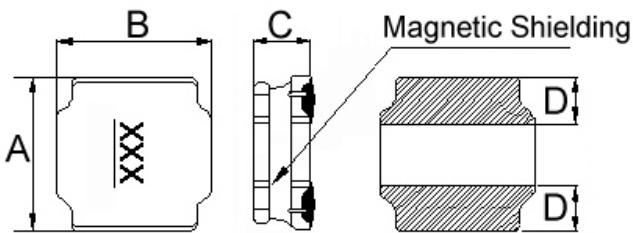
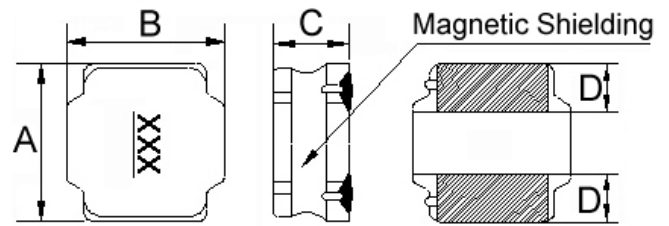
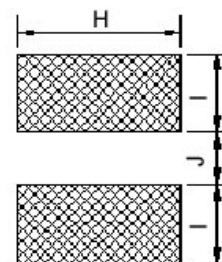


Figure 5



Recommended Pattern



Dimensions in mm

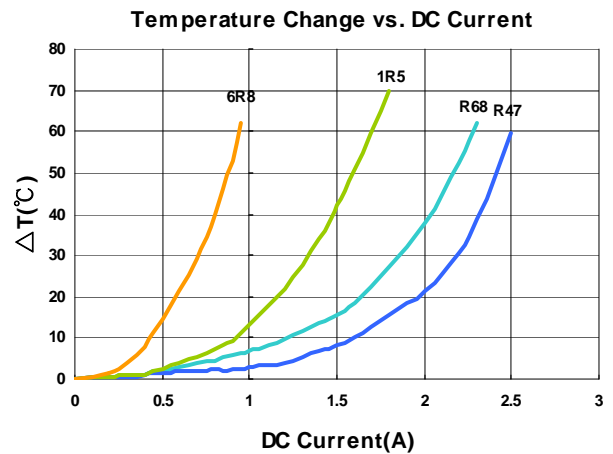
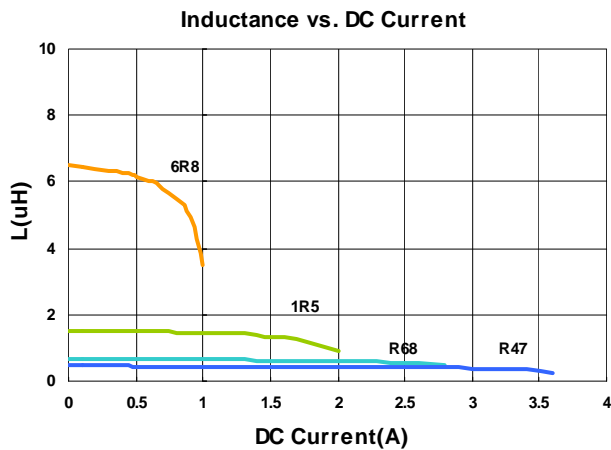
TYPE	FIG	A	B	C	D	H	I	J
LVF505020	4	5.0±0.20	5.0±0.20	2.0±0.2	1.8	4.2	1.6	2.0
LVF606020	4	6.0±0.20	6.0±0.20	2.0±0.2	1.7±0.3	5.7	1.7	2.8
LVF808040	5	8.0±0.20	8.0±0.20	4.0±0.2	2.5	5.8	2.5	3.4

Electrical Characteristics

Part Number	Inductance (uH)	Test Frequency (MHz)	Tolerance (±%)	RDC (Ω) ±30%	Isat (A) Typ. (Max)	Irms (A) Typ. (Max)	Marking
LVF201B12-R47□-N	0.47	1	20, 30	0.051	2.70(2.43)	2.30(2.07)	A
LVF201B12-R68□-N	0.68	1	20, 30	0.074	2.20(1.98)	2.00(1.80)	L
LVF201B12-1R5□-N	1.5	1	20, 30	0.130	1.60(1.44)	1.45(1.30)	D
LVF201B12-6R8□-N	6.8	1	20, 30	0.465	0.82(0.73)	0.78(0.70)	H

- When ordering, please specify tolerance and packaging codes
- Tolerance : T = ±30% , M = ±20%
- L : Agilent/HP4287A+ Agilent/HP16197A, 1MHz 200mV
- RDC : Digital Milliohm Meter Chroma 16502, or equivalent
- Isat & Iirms : Agilent/HP4284A, 1MHz 200mV
- Isat for Inductance drop 30% from its value without current
- Iirms for a 40°C rise above 25°C ambient
- Operating temperature range from -40°C to 125°C. (Including self - temperature rise)

Test Instruments : HP4284A Material/Impedance Analyzer

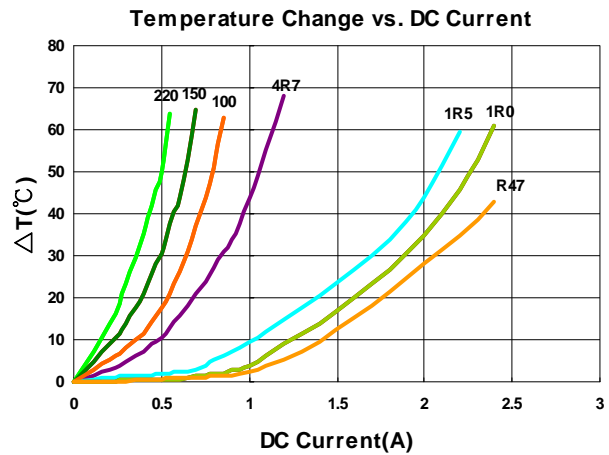
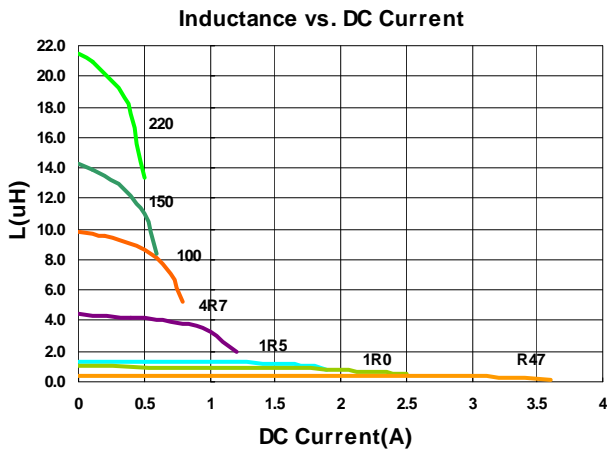


Electrical Characteristics

Part Number	Inductance (uH)	Test Frequency (MHz)	Tolerance (±%)	RDC (Ω) ±30%	Isat (A) Typ. (Max)	Irms (A) Typ. (Max)	Marking
LVF252A10-R47□-N	0.47	1	20, 30	0.045	2.80(2.52)	2.30(2.07)	A
LVF252A10-1R0□-N	1.0	1	20, 30	0.066	1.98(1.78)	2.05(1.84)	B
LVF252A10-1R5□-N	1.5	1	20, 30	0.095	1.70(1.53)	1.85(1.66)	C
LVF252A10-4R7□-N	4.7	1	20, 30	0.285	0.92(0.82)	0.95(0.85)	F
LVF252A10-100□-N	10	1	20, 30	0.535	0.60(0.54)	0.70(0.63)	H
LVF252A10-150□-N	15	1	20, 30	0.810	0.50(0.45)	0.55(0.49)	I
LVF252A10-220□-N	22	1	20, 30	1.200	0.40(0.36)	0.44(0.39)	J

- When ordering, please specify tolerance and packaging codes
- Tolerance : T = ±30% , M = ±20%
- L : Agilent/HP4287A+ Agilent/HP16197A, 1MHz 200mV
- RDC : Digital Milliohm Meter Chroma 16502, or equivalent
- Isat & Irms : Agilent/HP4284A, 1MHz 200mV
- Isat for Inductance drop 30% from its value without current
- Irms for a 40°C rise above 25°C ambient
- Operating temperature range from -40°C to 125°C . (Including self - temperature rise)

Test Instruments : HP4284A Material/Impedance Analyzer



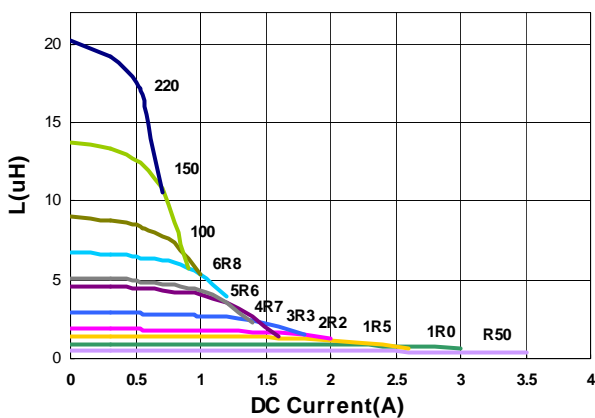
Electrical Characteristics

Part Number	Inductance (uH)	Test Frequency (MHz)	Tolerance (±%)	RDC (Ω) ±30%	Isat (A) Typ. (Max)	Irms (A) Typ. (Max)	Marking
LVF252A12-R50□-N	0.50	1	20, 30	0.028	3.50(3.15)	3.00(2.70)	B
LVF252A12-1R0□-N	1.0	1	20, 30	0.050	2.50(2.25)	2.40(2.16)	C
LVF252A12-1R2□-N	1.2	1	20, 30	0.053	2.10(1.89)	2.35(2.11)	D
LVF252A12-1R5□-N	1.5	1	20, 30	0.068	1.95(1.75)	2.30(2.07)	E
LVF252A12-2R2□-N	2.2	1	20, 30	0.080	1.80(1.62)	1.80(1.62)	F
LVF252A12-3R3□-N	3.3	1	20, 30	0.130	1.45(1.30)	1.50(1.35)	G
LVF252A12-4R7□-N	4.7	1	20, 30	0.190	1.10(0.99)	1.10(0.99)	H
LVF252A12-5R6□-N	5.6	1	20, 30	0.210	1.05(0.94)	1.00(0.90)	I
LVF252A12-6R8□-N	6.8	1	20, 30	0.300	0.95(0.85)	0.80(0.72)	J
LVF252A12-100□-N	10	1	20, 30	0.385	0.88(0.79)	0.70(0.63)	K
LVF252A12-150□-N	15	1	20, 30	0.570	0.68(0.61)	0.62(0.55)	L
LVF252A12-220□-N	22	1	20, 30	0.810	0.55(0.49)	0.53(0.47)	M

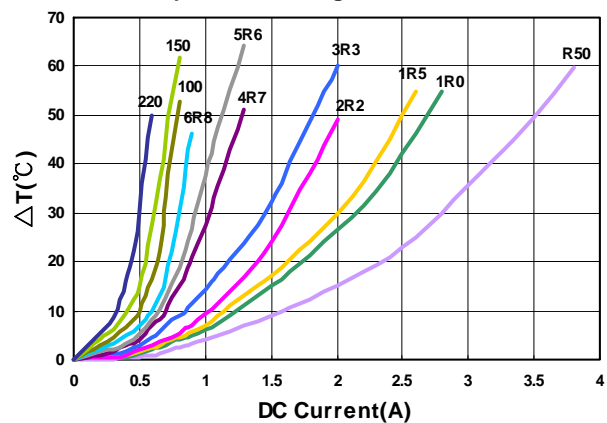
- When ordering, please specify tolerance and packaging codes
- Tolerance : T = ±30% , M = ±20%
- L : Agilent/HP4287A+ Agilent/HP16197A, 1MHz 200mV
- RDC : Digital Milliohm Meter Chroma 16502, or equivalent
- Isat & I rms : Agilent/HP4284A, 1MHz 200mV
- Isat for Inductance drop 30% from its value without current
- I rms for a 40°C rise above 25°C ambient
- Operating temperature range from -40°C to 125°C. (Including self - temperature rise)

Test Instruments : HP4284A Material/Impedance Analyzer

Inductance vs. DC Current



Temperature Change vs. DC Current

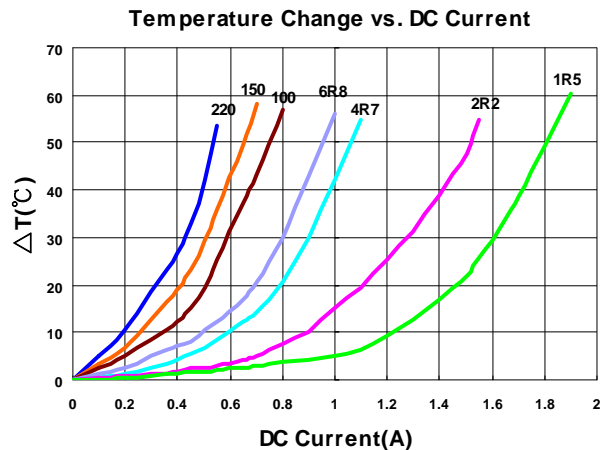
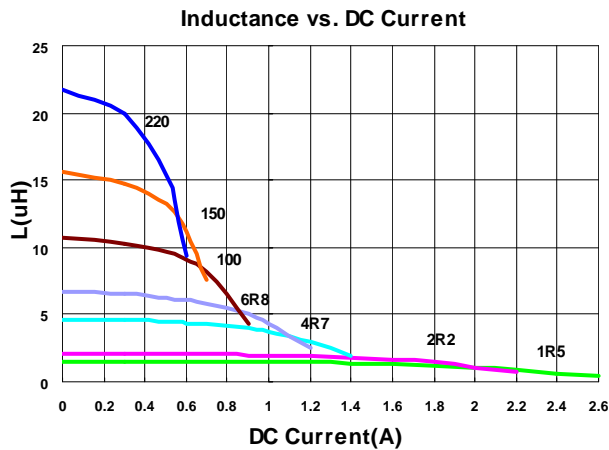


Electrical Characteristics

Part Number	Inductance (uH)	Test Frequency (MHz)	Tolerance (±%)	RDC (Ω) ±30%	Isat (A) Typ. (Max)	Irms (A) Typ. (Max)	Marking
LVF303010-1R5□-N	1.5	1	20, 30	0.085	1.80(1.62)	1.70(1.53)	1R5
LVF303010-2R2□-N	2.2	1	20, 30	0.100	1.50(1.35)	1.40(1.26)	2R2
LVF303010-4R7□-N	4.7	1	20, 30	0.205	1.00(0.90)	0.95(0.85)	4R7
LVF303010-6R8□-N	6.8	1	20, 30	0.310	0.87(0.78)	0.85(0.76)	6R8
LVF303010-100□-N	10	1	20, 30	0.430	0.64(0.57)	0.63(0.56)	100
LVF303010-150□-N	15	1	20, 30	0.625	0.56(0.50)	0.55(0.49)	150
LVF303010-220□-N	22	1	20, 30	0.870	0.47(0.42)	0.46(0.41)	220

- When ordering, please specify tolerance and packaging codes
- Tolerance : T = ±30% , M = ±20%
- L : Agilent/HP4287A+ Agilent/HP16197A, 1MHz 200mV
- RDC : Digital Milliohm Meter Chroma 16502, or equivalent
- Isat & Irms : Agilent/HP4284A, 1MHz 200mV
- Isat for Inductance drop 30% from its value without current
- Irms for a 40°C rise above 25°C ambient
- Operating temperature range from -40°C to 125°C . (Including self - temperature rise)

Test Instruments : HP4284A Material/Impedance Analyzer

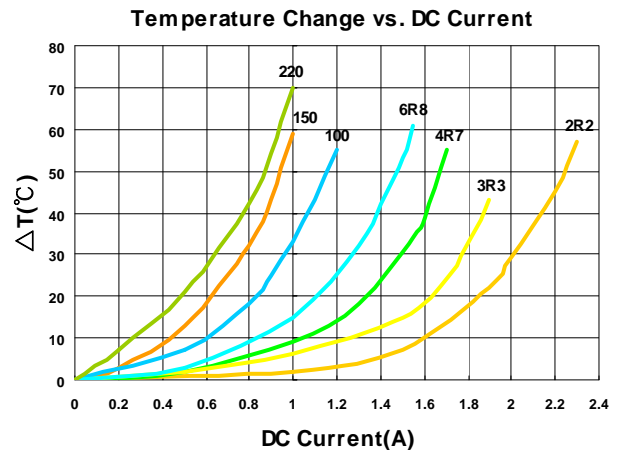
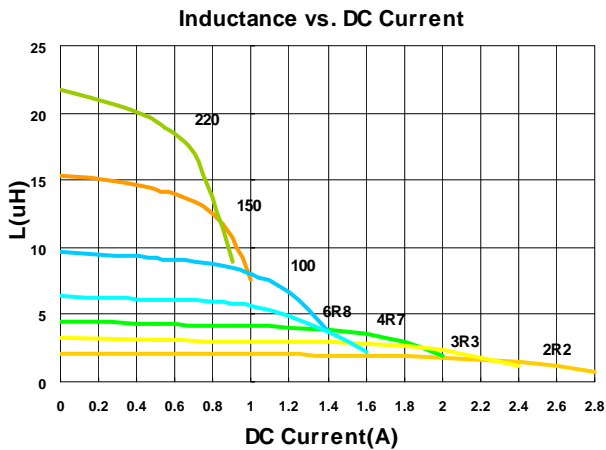


Electrical Characteristics

Part Number	Inductance (uH)	Test Frequency (MHz)	Tolerance (±%)	RDC (Ω) ±30%	Isat (A) Typ. (Max)	Irms (A) Typ. (Max)	Marking
LVF303012-2R2□-N	2.2	1	20, 30	0.092	2.10(1.89)	2.00(1.80)	2R2
LVF303012-3R3□-N	3.3	1	20, 30	0.13	1.84(1.65)	1.80(1.62)	3R3
LVF303012-4R7□-N	4.7	1	20, 30	0.18	1.56(1.40)	1.52(1.36)	4R7
LVF303012-6R8□-N	6.8	1	20, 30	0.25	1.32(1.18)	1.30(1.17)	6R8
LVF303012-100□-N	10	1	20, 30	0.42	1.06(0.95)	1.00(0.90)	100
LVF303012-150□-N	15	1	20, 30	0.56	0.82(0.73)	0.80(0.72)	150
LVF303012-220□-N	22	1	20, 30	0.86	0.64(0.57)	0.62(0.55)	220

- When ordering, please specify tolerance and packaging codes
- Tolerance : T = ±30% , M = ±20%
- L : Agilent/HP4287A+ Agilent/HP16197A, 1MHz 200mV
- RDC : Digital Milliohm Meter Chroma 16502, or equivalent
- Isat & I rms : Agilent/HP4284A, 1MHz 200mV
- Isat for Inductance drop 30% from its value without current
- I rms for a 40°C rise above 25°C ambient
- Operating temperature range from -40°C to 125°C . (Including self - temperature rise)

Test Instruments : HP4284A Material/Impedance Analyzer

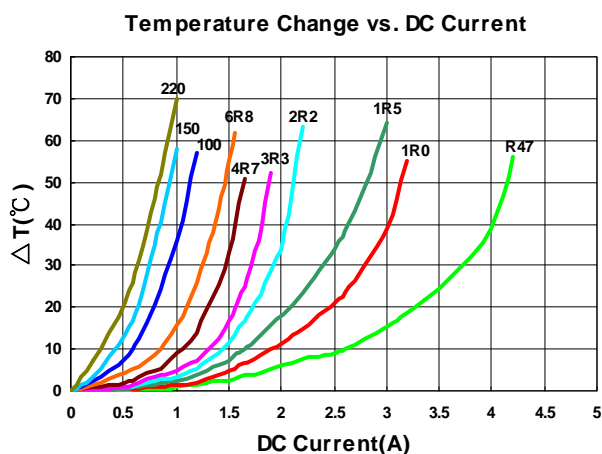
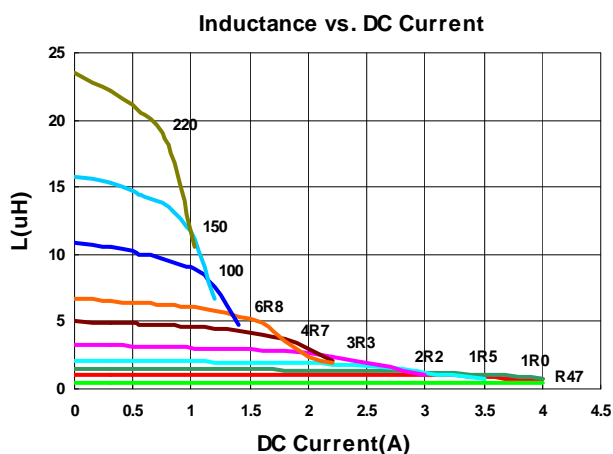


Electrical Characteristics

Part Number	Inductance (uH)	Test Frequency (MHz)	Tolerance (±%)	RDC (Ω) ±30%	Isat (A) Typ. (Max)	Irms (A) Typ. (Max)	Marking
LVF303015-R47□-N	0.47	1	20, 30	0.036	4.7(4.23)	4.0(3.60)	R47
LVF303015-1R0□-N	1.0	1	20, 30	0.054	3.4(3.06)	3.0(2.70)	1R0
LVF303015-1R5□-N	1.5	1	20, 30	0.063	3.0(2.70)	2.6(2.34)	1R5
LVF303015-2R2□-N	2.2	1	20, 30	0.090	2.3(2.07)	2.0(1.80)	2R2
LVF303015-3R3□-N	3.3	1	20, 30	0.125	1.9(1.71)	1.80(1.62)	3R3
LVF303015-4R7□-N	4.7	1	20, 30	0.170	1.58(1.42)	1.52(1.36)	4R7
LVF303015-6R8□-N	6.8	1	20, 30	0.235	1.34(1.20)	1.30(1.17)	6R8
LVF303015-100□-N	10	1	20, 30	0.360	1.06(0.95)	1.00(0.90)	100
LVF303015-150□-N	15	1	20, 30	0.550	0.90(0.81)	0.80(0.72)	150
LVF303015-220□-N	22	1	20, 30	0.770	0.76(0.68)	0.65(0.58)	220

- When ordering, please specify tolerance and packaging codes
- Tolerance : T = ±30% , M = ±20%
- L : Agilent/HP4287A+ Agilent/HP16197A, 1MHz 200mV
- RDC : Digital Milliohm Meter Chroma 16502, or equivalent
- Isat & Irms : Agilent/HP4284A, 1MHz 200mV
- Isat for Inductance drop 30% from its value without current
- Irms for a 40°C rise above 25°C ambient
- Operating temperature range from -40°C to 125°C . (Including self - temperature rise)

Test Instruments : HP4284A Material/Impedance Analyzer

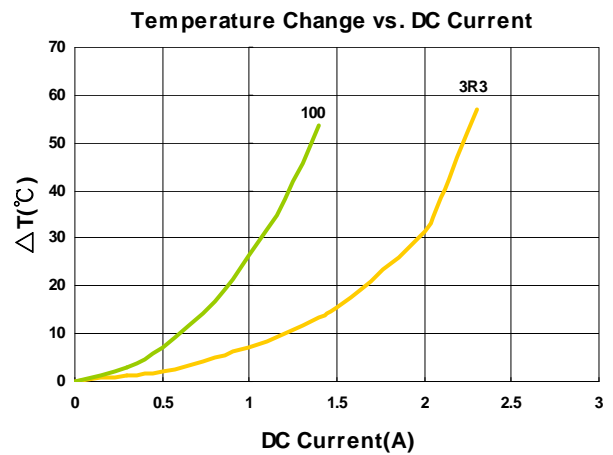
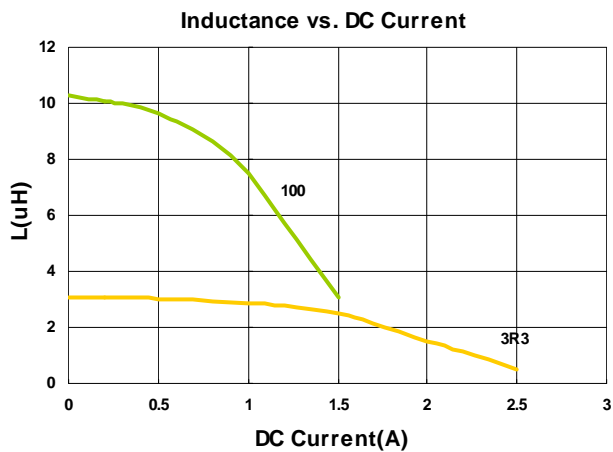


Electrical Characteristics

Part Number	Inductance (uH)	Test Frequency (MHz)	Tolerance (±%)	RDC (Ω) ±30%	Isat (A) Typ. (Max)	Irms (A) Typ. (Max)	Marking
LVF404012-3R3□-N	3.3	1	20, 30	0.072	1.52(1.36)	2.10(1.89)	3R3
LVF404012-100□-N	10	1	20, 30	0.190	0.90(0.81)	1.20(1.08)	100

- When ordering, please specify tolerance and packaging codes
- Tolerance : T = ±30% , M = ±20%
- L : Agilent/HP4287A+ Agilent/HP16197A, 1MHz 200mV
- RDC : Digital Milliohm Meter Chroma 16502, or equivalent
- Isat & Irms : Agilent/HP4284A, 1MHz 200mV
- Isat for Inductance drop 30% from its value without current
- Irms for a 40°C rise above 25°C ambient
- Operating temperature range from -40°C to 125°C. (Including self - temperature rise)

Test Instruments : HP4284A Material/Impedance Analyzer

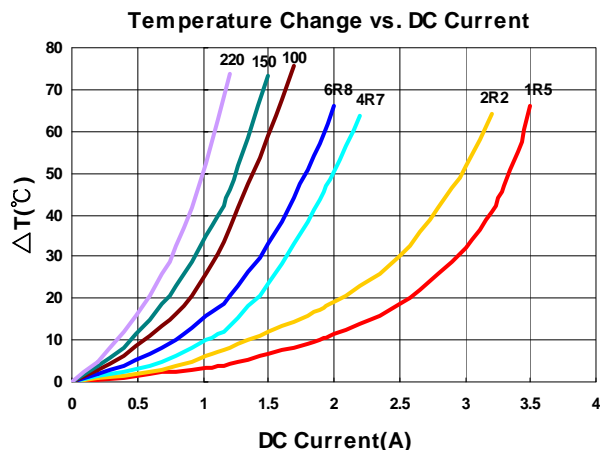
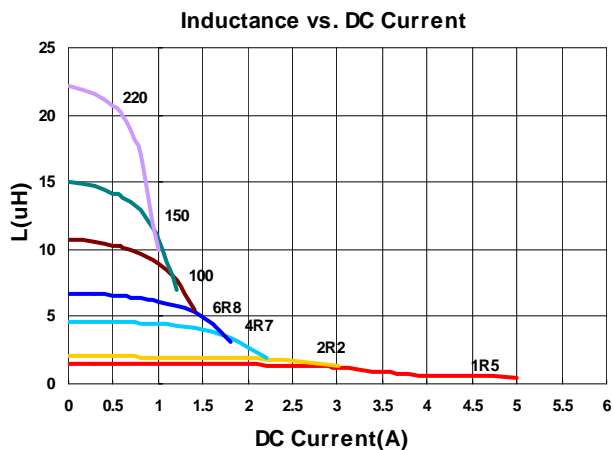


Electrical Characteristics

Part Number	Inductance (uH)	Test Frequency (MHz)	Tolerance (±%)	RDC (Ω) ±30%	Isat (A) Typ. (Max)	Irms (A) Typ. (Max)	Marking
LVF404015-1R5□-N	1.5	1	20, 30	0.041	3.00(2.70)	3.2(2.88)	1R5
LVF404015-2R2□-N	2.2	1	20, 30	0.054	2.30(2.07)	2.60(2.34)	2R2
LVF404015-4R7□-N	4.7	1	20, 30	0.100	1.60(1.44)	1.80(1.62)	4R7
LVF404015-6R8□-N	6.8	1	20, 30	0.138	1.40(1.26)	1.60(1.44)	6R8
LVF404015-100□-N	10	1	20, 30	0.200	1.00(0.90)	1.20(1.08)	100
LVF404015-150□-N	15	1	20, 30	0.300	0.92(0.82)	1.05(0.94)	150
LVF404015-220□-N	22	1	20, 30	0.400	0.72(0.64)	0.85(0.76)	220

- When ordering, please specify tolerance and packaging codes
- Tolerance : T = ±30% , M = ±20%
- L : Agilent/HP4287A+ Agilent/HP16197A, 1MHz 200mV
- RDC : Digital Milliohm Meter Chroma 16502, or equivalent
- Isat & Irms : Agilent/HP4284A, 1MHz 200mV
- Isat for Inductance drop 30% from its value without current
- Irms for a 40°C rise above 25°C ambient
- Operating temperature range from -40°C to 125°C. (Including self - temperature rise)

Test Instruments : HP4284A Material/Impedance Analyzer

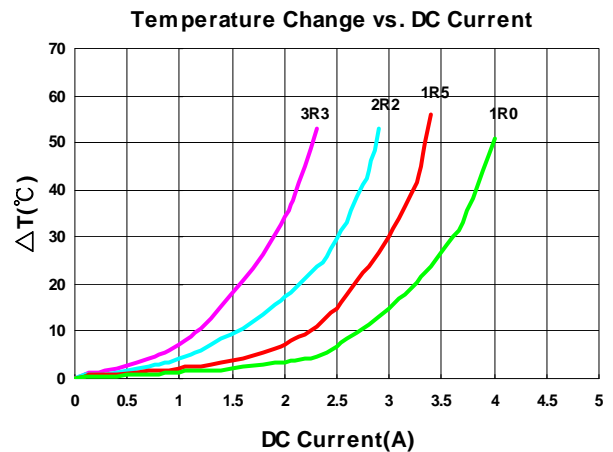
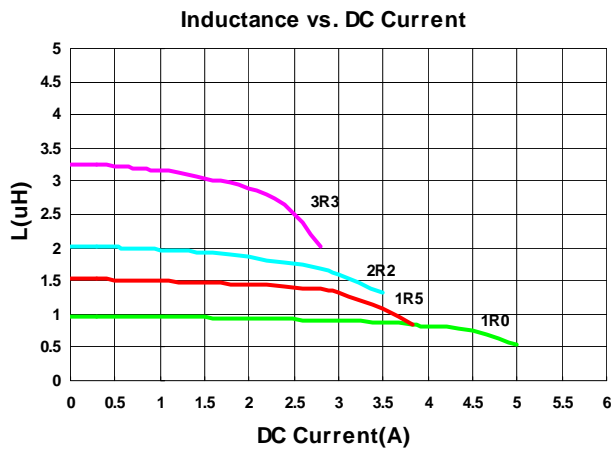


Electrical Characteristics

Part Number	Inductance (uH)	Test Frequency (KHz)	Tolerance (±%)	RDC (Ω) ±30%	Isat (A) Typ. (Max)	Irms (A) Typ. (Max)	Marking
LVF404018-1R0□-N	1.0	100	20, 30	0.0265	4.2(3.78)	3.8(3.42)	1R0
LVF404018-1R5□-N	1.5	100	20, 30	0.0370	3.5(3.15)	3.2(2.88)	1R5
LVF404018-2R2□-N	2.2	100	20, 30	0.0470	3.0(2.70)	2.7(2.43)	2R2
LVF404018-3R3□-N	3.3	100	20, 30	0.0625	2.3(2.07)	2.1(1.89)	3R3

- When ordering, please specify tolerance and packaging codes
- Tolerance : T = ±30% , M = ±20%
- L : Agilent/HP4284A+ Agilent/HP16334A, 100KHz, 1V
- RDC : Digital Milliohm Meter Chroma 16502, or equivalent
- Isat & Irms : Agilent/HP4284A, 100KHz 1V
- Isat for Inductance drop 30% from its value without current
- Irms for a 40°C rise above 25°C ambient
- Operating temperature range from -40°C to 125°C. (Including self - temperature rise)

Test Instruments : HP4284A Material/Impedance Analyzer

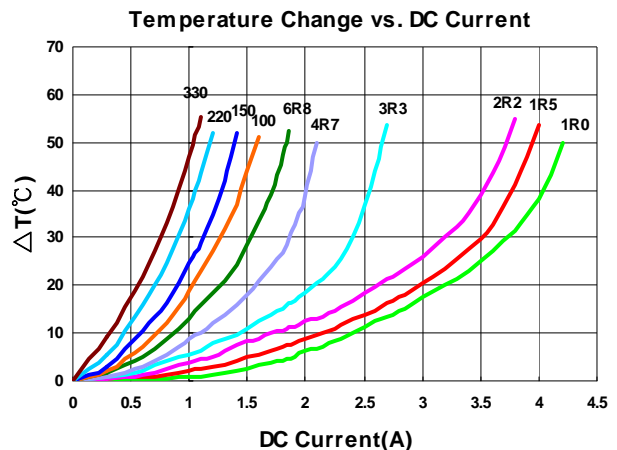
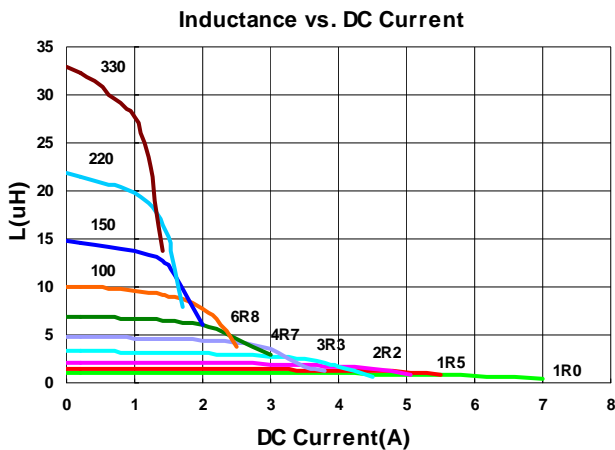


Electrical Characteristics

Part Number	Inductance (uH)	Test Frequency (KHz)	Tolerance (±%)	RDC (Ω) ±30%	Isat (A) Typ. (Max)	Irms (A) Typ. (Max)	Marking
LVF404026-1R0□-N	1.0	100	20, 30	0.030	5.00(4.50)	4.00(3.60)	1R0
LVF404026-1R5□-N	1.5	100	20, 30	0.035	4.20(3.78)	3.70(3.33)	1R5
LVF404026-2R2□-N	2.2	100	20, 30	0.045	3.80(3.42)	3.50(3.15)	2R2
LVF404026-3R3□-N	3.3	100	20, 30	0.067	3.00(2.70)	2.50(2.25)	3R3
LVF404026-4R7□-N	4.7	100	20, 30	0.092	2.60(2.34)	2.00(1.80)	4R7
LVF404026-5R6□-N	5.6	100	20, 30	0.110	2.30(2.07)	1.90(1.71)	5R6
LVF404026-6R8□-N	6.8	100	20, 30	0.130	2.00(1.80)	1.70(1.53)	6R8
LVF404026-100□-N	10	100	20, 30	0.188	1.90(1.71)	1.40(1.26)	100
LVF404026-150□-N	15	100	20, 30	0.240	1.45(1.30)	1.20(1.08)	150
LVF404026-220□-N	22	100	20, 30	0.330	1.22(1.09)	1.00(0.90)	220
LVF404026-330□-N	33	100	20, 30	0.480	1.00(0.90)	0.82(0.73)	330

- When ordering, please specify tolerance and packaging codes
- Tolerance : T = ±30% , M = ±20%
- L : Agilent/HP4284A+ Agilent/HP16334A, 100KHz, 1V
- RDC : Digital Milliohm Meter Chroma 16502, or equivalent
- Isat & Irms : Agilent/HP4284A, 100KHz 1V
- Isat for Inductance drop 30% from its value without current
- Irms for a 40°C rise above 25°C ambient
- Operating temperature range from -40°C to 125°C. (Including self - temperature rise)

Test Instruments : HP4284A Material/Impedance Analyzer

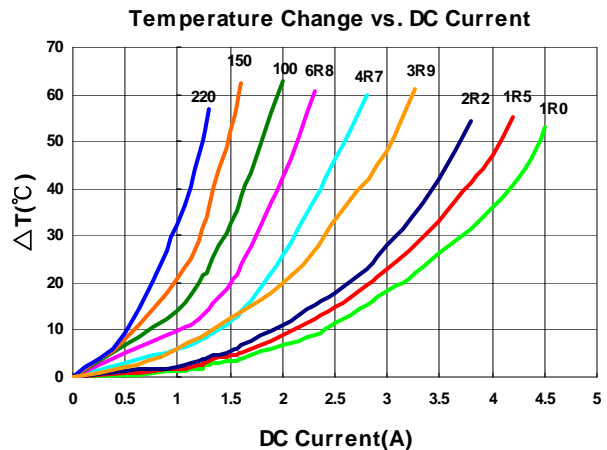
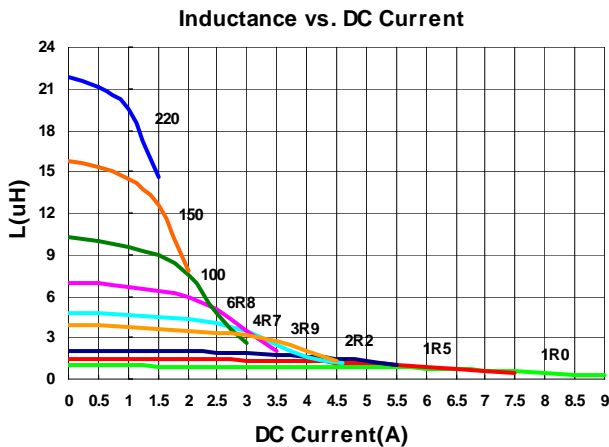


Electrical Characteristics

Part Number	Inductance (uH)	Test Frequency (KHz)	Tolerance (±%)	RDC (Ω) ±30%	Isat (A) Typ. (Max)	Irms (A) Typ. (Max)	Marking
LVF505020-1R0□-N	1.0	100	20, 30	0.018	6.0(5.40)	4.1(3.69)	1R0
LVF505020-1R5□-N	1.5	100	20, 30	0.023	4.9(4.41)	3.5(3.15)	1R5
LVF505020-2R2□-N	2.2	100	20, 30	0.030	4.0(3.60)	3.3(2.97)	2R2
LVF505020-3R9□-N	3.9	100	20, 30	0.053	2.9(2.61)	2.6(2.34)	3R9
LVF505020-4R7□-N	4.7	100	20, 30	0.060	2.7(2.43)	2.2(1.98)	4R7
LVF505020-6R8□-N	6.8	100	20, 30	0.093	2.2(1.98)	1.8(1.62)	6R8
LVF505020-100□-N	10	100	20, 30	0.125	1.8(1.62)	1.6(1.44)	100
LVF505020-150□-N	15	100	20, 30	0.195	1.4(1.26)	1.2(1.08)	150
LVF505020-220□-N	22	100	20, 30	0.265	1.2(1.08)	1.0(0.90)	220

- When ordering, please specify tolerance and packaging codes
- Tolerance : T = ±30% , M = ±20%
- L : Agilent/HP4284A+ Agilent/HP16334A, 100KHz, 1V
- RDC : Digital Milliohm Meter Chroma 16502, or equivalent
- Isat & I rms : Agilent/HP4284A, 100KHz 1V
- Isat for Inductance drop 30% from its value without current
- I rms for a 40°C rise above 25°C ambient
- Operating temperature range from -40°C to 125°C. (Including self - temperature rise)

Test Instruments : HP4284A Material/Impedance Analyzer

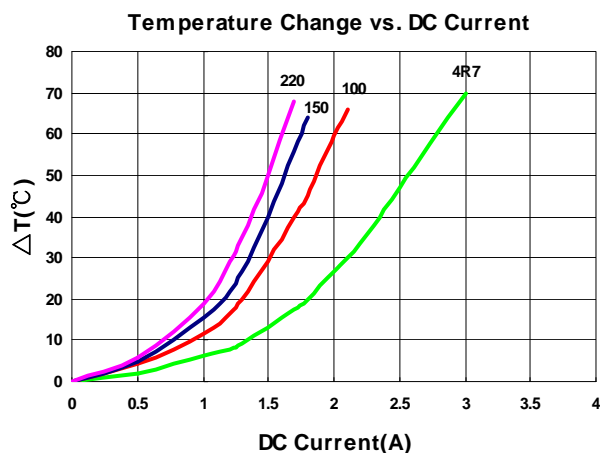
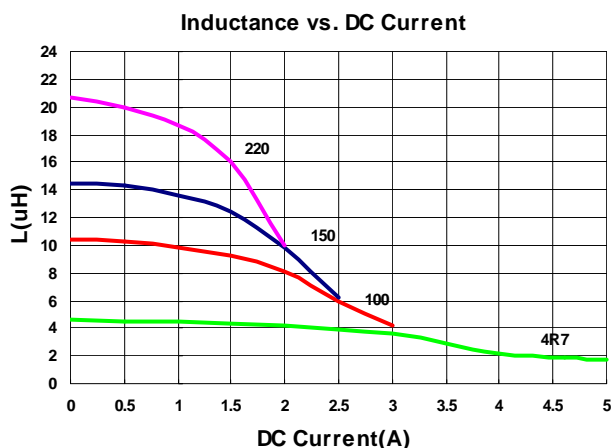


Electrical Characteristics

Part Number	Inductance (uH)	Test Frequency (KHz)	Tolerance (±%)	RDC (Ω) ±30%	Isat (A) Typ. (Max)	Irms (A) Typ. (Max)	Marking
LVF606020-4R7□-N	4.7	100	20, 30	0.058	3.0(2.70)	2.3(2.07)	4R7
LVF606020-100□-N	10	100	20, 30	0.130	2.1(1.89)	1.6(1.44)	100
LVF606020-150□-N	15	100	20, 30	0.195	1.6(1.44)	1.3(1.17)	150
LVF606020-220□-N	22	100	20, 30	0.260	1.3(1.17)	1.1(0.99)	220

- When ordering, please specify tolerance and packaging codes
- Tolerance : T = ±30% , M = ±20%
- L : Agilent/HP4284A+ Agilent/HP16334A, 100KHz, 1V
- RDC : Digital Milliohm Meter Chroma 16502, or equivalent
- Isat & Irms : Agilent/HP4284A, 100KHz 1V
- Isat for Inductance drop 30% from its value without current
- Irms for a 40°C rise above 25°C ambient
- Operating temperature range from -40°C to 125°C. (Including self - temperature rise)

Test Instruments : HP4284A Material/Impedance Analyzer

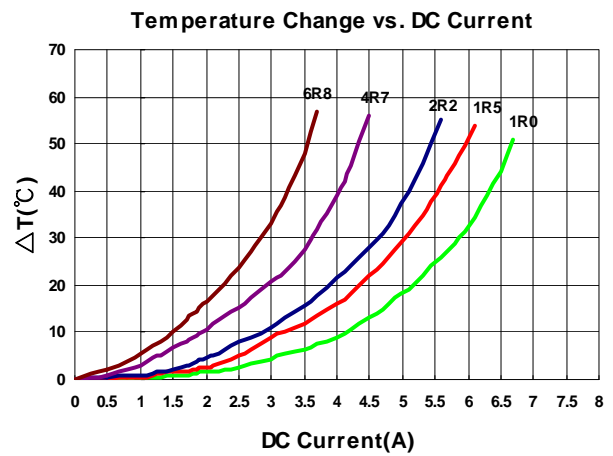
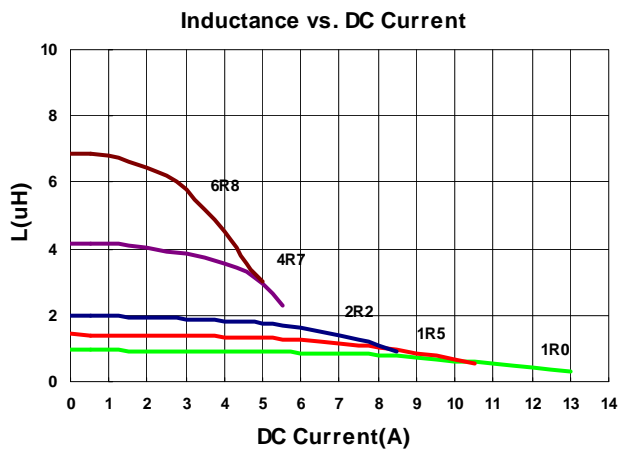


Electrical Characteristics

Part Number	Inductance (uH)	Test Frequency (KHz)	Tolerance (±%)	RDC (Ω) ±30%	Isat (A) Typ. (Max)	Irms (A) Typ. (Max)	Marking
LVF606028-1R0□-N	1.0	100	20, 30	0.012	7.9(7.11)	6.3(5.67)	1R0
LVF606028-1R5□-N	1.5	100	20, 30	0.015	7.0(6.30)	5.5(4.95)	1R5
LVF606028-2R2□-N	2.2	100	20, 30	0.020	6.0(5.40)	5.0(4.50)	2R2
LVF606028-4R7□-N	4.7	100	20, 30	0.036	4.0(3.60)	3.4(3.06)	4R7
LVF606028-6R8□-N	6.8	100	20, 30	0.048	3.2(2.88)	3.0(2.70)	6R8

- When ordering, please specify tolerance and packaging codes
- Tolerance : T = ±30% , M = ±20%
- L : Agilent/HP4284A+ Agilent/HP16334A, 100KHz, 1V
- RDC : Digital Milliohm Meter Chroma 16502, or equivalent
- Isat & I rms : Agilent/HP4284A, 100KHz 1V
- Isat for Inductance drop 30% from its value without current
- I rms for a 40°C rise above 25°C ambient
- Operating temperature range from -40°C to 125°C . (Including self - temperature rise)

Test Instruments : HP4284A Material/Impedance Analyzer

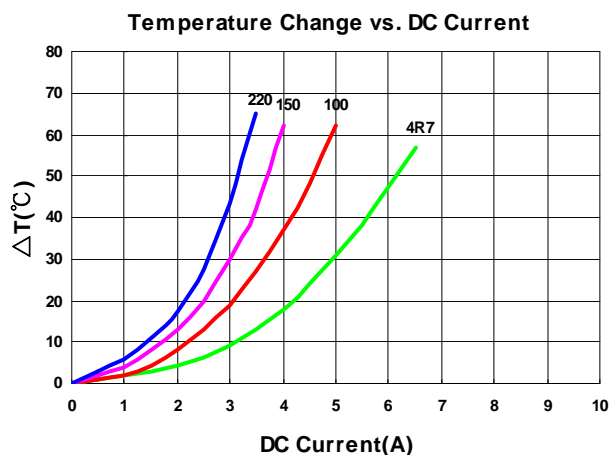
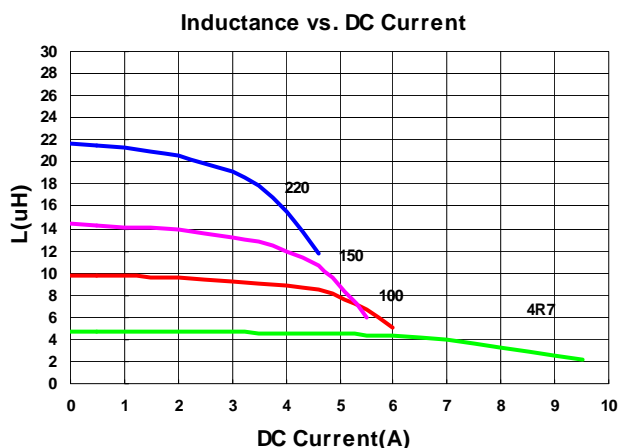


Electrical Characteristics

Part Number	Inductance (uH)	Test Frequency (KHz)	Tolerance (±%)	RDC (Ω) ±30%	Isat (A) Typ. (Max)	Irms (A) Typ. (Max)	Marking
LVF808040-4R7□-N	4.7	100	20, 30	0.020	6.8(6.12)	5.5(4.95)	4R7
LVF808040-100□-N	10	100	20, 30	0.038	5.0(4.50)	3.8(3.42)	100
LVF808040-150□-N	15	100	20, 30	0.057	4.0(3.60)	3.2(2.88)	150
LVF808040-220□-N	22	100	20, 30	0.082	3.4(3.06)	2.7(2.43)	220

- When ordering, please specify tolerance and packaging codes
- Tolerance : T = ±30% , M = ±20%
- L : Agilent/HP4284A+ Agilent/HP16334A, 100KHz, 1V
- RDC : Digital Milliohm Meter Chroma 16502, or equivalent
- Isat & Irms : Agilent/HP4284A, 100KHz 1V
- Isat for Inductance drop 30% from its value without current
- Irms for a 40°C rise above 25°C ambient
- Operating temperature range from -40°C to 125°C. (Including self - temperature rise)

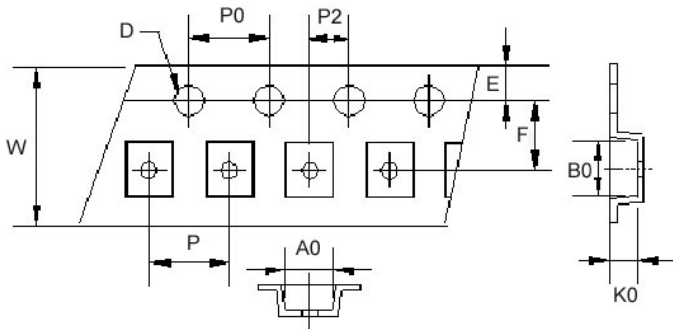
Test Instruments : HP4284A Material/Impedance Analyzer



Packaging Specifications

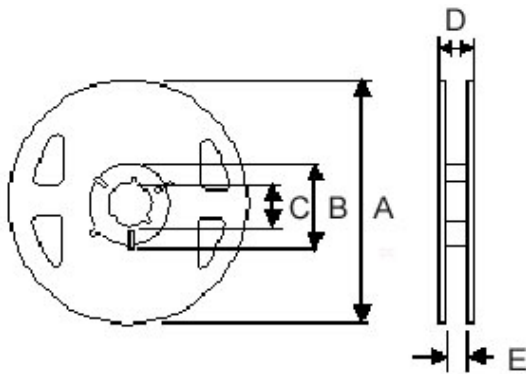
Tape Dimensions

Figure 1



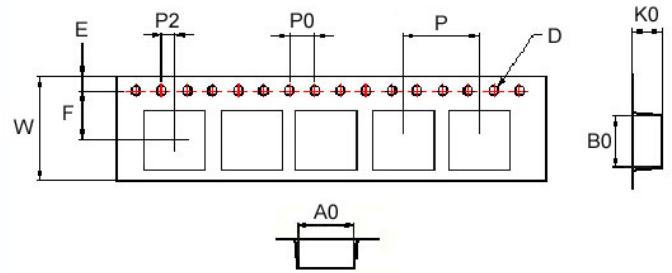
Reel Dimensions

Figure 1



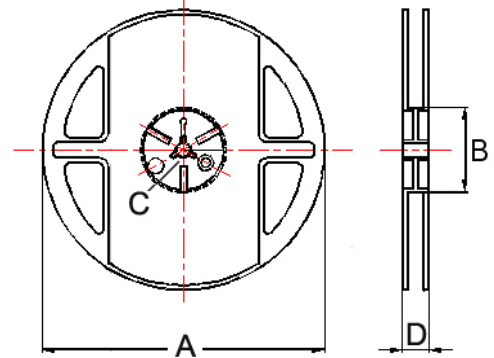
Tape Dimensions

Figure 2



Reel Dimensions

Figure 2



Dimensions in mm

TYPE	Fig	Tape Dimensions										Reel Dimensions					Quantity PCS / Reel
		A0	B0	K0	D	E	F	W	P	P0	P2	A	B	C	D	E	
LVF201B12	1	1.90	2.20	1.30	1.55	1.75	3.5	8	4	4	2	180	60	13	14.4	8.4	2000
LVF252A10	1	2.40	2.70	1.15	1.55	1.75	3.5	8	4	4	2	180	60	13	14.4	8.4	2000
LVF252A12	1	2.40	2.70	1.30	1.55	1.75	3.5	8	4	4	2	180	60	13	14.4	8.4	2000
LVF303010	1	3.20	3.20	1.40	1.55	1.75	3.5	8	4	4	2	180	60	13	14.4	8.4	2000
LVF303012	1	3.20	3.20	1.40	1.55	1.75	3.5	8	4	4	2	180	60	13	14.4	8.4	2000
LVF303015	1	3.15	3.15	1.60	1.55	1.75	3.5	8	4	4	2	180	60	13	14.4	8.4	2000
LVF404012	2	4.25	4.25	1.30	1.55	1.75	5.5	12	8	4	2	178	60	13	13.2	-	1000
LVF404015	2	4.25	4.25	1.70	1.55	1.75	5.5	12	8	4	2	178	60	13	13.2	-	1000
LVF404018	2	4.25	4.25	2.10	1.55	1.75	5.5	12	8	4	2	178	60	13	13.2	-	800
LVF404026	2	4.25	4.25	3.00	1.55	1.75	5.5	12	8	4	2	178	60	13	13.2	-	500
LVF505020	2	5.25	5.25	2.20	1.55	1.75	5.5	12	8	4	2	330	100	13	17.4	-	2000
LVF606020	2	6.25	6.25	2.20	1.55	1.75	5.5	16	8	4	2	330	100	13	17.4	-	2000
LVF606028	2	6.25	6.25	3.00	1.55	1.75	5.5	16	8	4	2	330	100	13	17.4	-	1500
LVF808040	2	8.25	8.25	4.15	1.55	1.75	5.5	16	8	4	2	330	100	13	17.4	-	1000

X-ON Electronics

Largest Supplier of Electrical and Electronic Components

Click to view similar products for [Fixed Inductors](#) category:

Click to view products by [Chilisin](#) manufacturer:

Other Similar products are found below :

[CR32NP-151KC](#) [CR32NP-180KC](#) [CR32NP-181KC](#) [CR32NP-1R5MC](#) [CR32NP-390KC](#) [CR32NP-3R9MC](#) [CR32NP-680KC](#) [CR32NP-820KC](#) [CR32NP-8R2MC](#) [CR43NP-390KC](#) [CR43NP-560KC](#) [CR43NP-680KC](#) [CR54NP-181KC](#) [CR54NP-470LC](#) [CR54NP-820KC](#) [CR54NP-8R5MC](#) [70F224AI](#) [MGDQ4-00004-P](#) [MHL1ECTTP18NJ](#) [MHQ1005P10NJ](#) [MHQ1005P1N0S](#) [MHQ1005P2N4S](#) [MHQ1005P3N6S](#) [MHQ1005P5N1S](#) [MHQ1005P8N2J](#) [PE-51506NL](#) [PE-53601NL](#) [PE-53602NL](#) [PE-53630NL](#) [PE-53824SNLT](#) [PE-92100NL](#) [PG0434.801NLT](#) [PG0936.113NLT](#) [9220-20](#) [9310-16](#) [PM06-2N7](#) [PM06-39NJ](#) [A01TK](#) [1206CS-471XJ](#) [HC2LP-R47-R](#) [HC2-R47-R](#) [HC3-2R2-R](#) [HCF1305-3R3-R](#) [1206CS-151XG](#) [RCH664NP-140L](#) [RCH664NP-4R7M](#) [RCH8011NP-221L](#) [RCP1317NP-332L](#) [RCP1317NP-391L](#) [RCR1010NP-470M](#)