


LVS Series



LVS series, an automatic assembly constructed power inductor, is shielded with magnetic resin and suitable for the portable DC-DC converter applications.

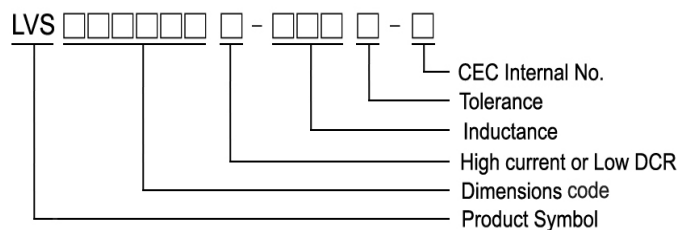
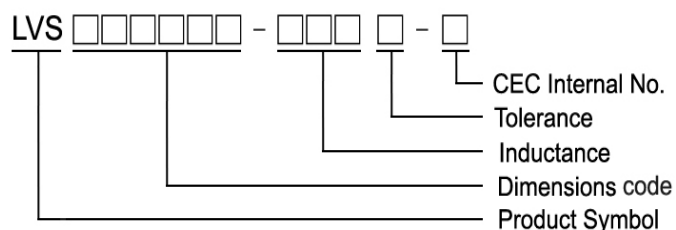
Features

- RoHS compliant
- Highly accurate dimensions
- Terminals are highly resistant to external forces
- Highly reliable in environments of sudden temperature change and humidity
- Superior EMI characteristics with ultra low radiation comparing to conventional shielded power inductors

Applications

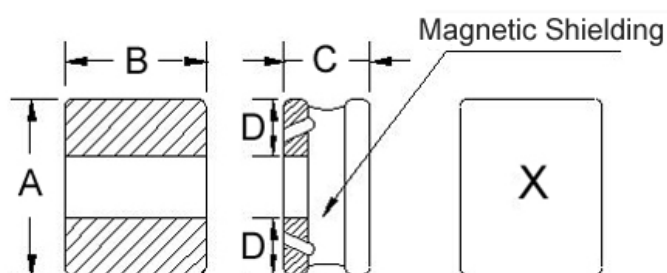
- LCD TV
- Monitor
- Ap router
- STB and smart phone
- Touch panel
- DSC
- Game console and other electronic devices

Product Identification

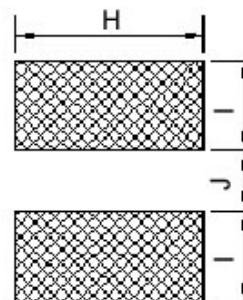


Shape and Dimensions

Figure 1



Recommended Pattern



Dimensions in mm

| TYPE | FIG | A | B | C Max | D | H | I | J |
|-----------|-----|---------|---------|-------|-----|-----|------|-----|
| LVS201610 | 1 | 2.0±0.2 | 1.6±0.2 | 1.02 | 0.6 | 1.8 | 0.80 | 0.8 |
| LVS252010 | 1 | 2.5±0.2 | 2.0±0.2 | 1.02 | 0.8 | 2.0 | 0.85 | 0.8 |
| LVS252012 | 1 | 2.5±0.2 | 2.0±0.2 | 1.20 | 0.8 | 2.0 | 0.85 | 0.8 |

Shape and Dimensions

Figure 2



Figure 3



Dimensions in mm

| TYPE | FIG | A | B | C | D | H | I | J |
|------------|-----|---------|---------|--------------------------------------|---------|-----|-----|-----|
| LVS303010 | 2 | 3.0±0.2 | 3.0±0.2 | 1.02Max. | 1.0 | 3.0 | 1.0 | 1.0 |
| LVS303010H | 2 | 3.0±0.2 | 3.0±0.2 | 1.02Max. | 1.0 | 3.0 | 1.0 | 1.0 |
| LVS303012 | 2 | 3.0±0.2 | 3.0±0.2 | 1.20Max. | 1.0 | 3.0 | 1.0 | 1.0 |
| LVS303012H | 2 | 3.0±0.2 | 3.0±0.2 | 1.20Max. | 1.0 | 3.0 | 1.0 | 1.0 |
| LVS303015 | 2 | 3.0±0.2 | 3.0±0.2 | 1.50Max. | 1.0 | 3.0 | 1.0 | 1.0 |
| LVS303015H | 2 | 3.0±0.2 | 3.0±0.2 | 1.50Max. | 1.0 | 3.0 | 1.0 | 1.0 |
| LVS404012 | 2 | 4.0±0.2 | 4.0±0.2 | 1.20±0.1 | 1.5 | 4.2 | 1.5 | 1.2 |
| LVS404018 | 3 | 4.0±0.2 | 4.0±0.2 | 1.8 ^{+0.2} _{-0.30} | 1.3±0.3 | 3.7 | 1.2 | 1.6 |
| LVS404026 | 3 | 4.0±0.2 | 4.0±0.2 | 2.6±0.2 | 1.4 | 3.7 | 1.2 | 1.6 |
| LVS606028 | 3 | 6.0±0.2 | 6.0±0.2 | 2.8 ^{+0.2} _{-0.30} | 1.9±0.3 | 5.7 | 1.6 | 2.9 |

Recommended Pattern



Shape and Dimensions

Figure 4



Figure 5



Dimensions in mm

| TYPE | FIG | A | B | C | D | H | I | J |
|------------|-----|---------|---------|--------------------------------------|---------|-----|-----|-----|
| LVS505020 | 4 | 5.0±0.2 | 5.0±0.2 | 2.0 ^{+0.2} _{-0.30} | 1.8±0.3 | 4.0 | 1.5 | 2.1 |
| LVS505040 | 4 | 5.0±0.2 | 5.0±0.2 | 4.0 ^{+0.2} _{-0.30} | 1.6±0.3 | 4.0 | 1.5 | 2.1 |
| LVS606020 | 4 | 6.0±0.2 | 6.0±0.2 | 2.0 ^{+0.2} _{-0.30} | 1.7±0.3 | 5.7 | 1.6 | 2.9 |
| LVS606045 | 5 | 6.0±0.2 | 6.0±0.2 | 4.5 ^{+0.2} _{-0.30} | 1.8±0.3 | 5.7 | 1.6 | 2.9 |
| LVS606045L | 5 | 6.0±0.2 | 6.0±0.2 | 4.5 ^{+0.2} _{-0.30} | 1.8±0.3 | 5.7 | 1.6 | 2.9 |
| LVS808040 | 5 | 8.0±0.2 | 8.0±0.2 | 4.0 ^{+0.2} _{-0.30} | 2.3±0.3 | 7.5 | 2.1 | 3.8 |
| LVS808040L | 5 | 8.0±0.2 | 8.0±0.2 | 4.0 ^{+0.2} _{-0.30} | 2.3±0.3 | 7.5 | 2.1 | 3.8 |

Recommended Pattern



Electrical Characteristics

| Part Number | Inductance (uH) | Test Frequency (MHz) | Tolerance (±%) | RDC (Ω ±30%) | Isat (mA) Typ. (Max) | Irms (mA) Typ. (Max) | Marking |
|------------------|-----------------|----------------------|----------------|--------------|----------------------|----------------------|---------|
| LVS201610-1R0□-N | 1.0 | 1 | 20, 30 | 0.17 | 1400(1260) | 1600(1440) | A |
| LVS201610-1R5□-N | 1.5 | 1 | 20, 30 | 0.26 | 1100(990) | 1400(1260) | B |
| LVS201610-2R2□-N | 2.2 | 1 | 20, 30 | 0.32 | 1000(900) | 1200(1080) | C |
| LVS201610-3R3□-N | 3.3 | 1 | 20, 30 | 0.51 | 820(738) | 900(810) | D |
| LVS201610-4R7□-N | 4.7 | 1 | 20, 30 | 0.67 | 680(612) | 800(720) | E |
| LVS201610-5R6□-N | 5.6 | 1 | 20, 30 | 0.72 | 650(585) | 800(720) | F |
| LVS201610-6R8□-N | 6.8 | 1 | 20, 30 | 0.97 | 560(504) | 700(630) | G |
| LVS201610-100□-N | 10 | 1 | 20, 30 | 1.45 | 470(423) | 580(522) | H |
| LVS201610-120□-N | 12 | 1 | 20, 30 | 1.65 | 420(378) | 420(378) | J |
| LVS201610-220□-N | 22 | 1 | 20, 30 | 2.90 | 310(279) | 400(360) | I |

- When ordering, please specify tolerance and packaging codes
- Tolerance : T = ±30% , M = ±20%
- L : Agilent/HP4287A+ Agilent/HP16197A, 1MHz 200mV
- RDC : Digital Milliohm Meter Chroma 16502, or equivalent
- Isat & Irms : Agilent/HP4284A, 1MHz 200mV
- Isat for Inductance drop 30% from its value without current
- Irms for a 40°C rise above 25°C ambient.
- Operating temperature range from -40°C to 125°C. (Including self - temperature rise)

Test Instruments : HP4284A Material/Impedance Analyzer

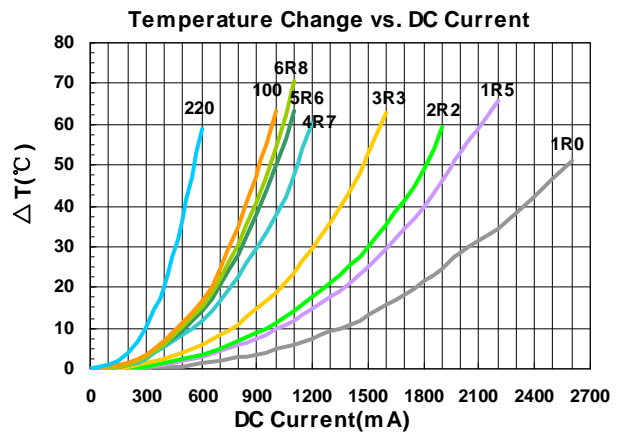


Electrical Characteristics

| Part Number | Inductance (uH) | Test Frequency (MHz) | Tolerance (±%) | RDC (Ω) ±30% | Isat (mA) Typ. (Max) | Irms (mA) Typ. (Max) | Marking |
|------------------|-----------------|----------------------|----------------|--------------|----------------------|----------------------|---------|
| LVS252010-1R0□-N | 1.0 | 1 | 20, 30 | 0.093 | 2200(1980) | 2200(1980) | A |
| LVS252010-1R5□-N | 1.5 | 1 | 20, 30 | 0.148 | 1900(1710) | 1800(1620) | B |
| LVS252010-2R2□-N | 2.2 | 1 | 20, 30 | 0.178 | 1620(1458) | 1680(1512) | C |
| LVS252010-3R3□-N | 3.3 | 1 | 20, 30 | 0.286 | 1220(1098) | 1340(1206) | D |
| LVS252010-4R7□-N | 4.7 | 1 | 20, 30 | 0.421 | 1040(936) | 1020(918) | E |
| LVS252010-5R6□-N | 5.6 | 1 | 20, 30 | 0.481 | 920(828) | 940(846) | F |
| LVS252010-6R8□-N | 6.8 | 1 | 20, 30 | 0.598 | 900(810) | 880(792) | G |
| LVS252010-100□-N | 10 | 1 | 20, 30 | 0.797 | 740(666) | 820(738) | H |
| LVS252010-150□-N | 15 | 1 | 20, 30 | 1.450 | 520(468) | 400(360) | L |
| LVS252010-220□-N | 22 | 1 | 20, 30 | 1.839 | 500(450) | 520(468) | I |

- When ordering, please specify tolerance and packaging codes
- Tolerance : T = ±30% , M = ±20%
- Packaging: Clear tape and reel {standard}
- L : Agilent/HP4287A+ Agilent/HP16197A, 1MHz 200mV
- RDC : Digital Milliohm Meter Chroma 16502, or equivalent
- Isat & Irms : Agilent/HP4284A, 1MHz 200mV
- Isat for Inductance drop 30% from its value without current
- Irms for a 40°C rise above 25°C ambient.
- Operating temperature range from -40°C to 125°C. (Including self - temperature rise)

Test Instruments : HP4284A Material/Impedance Analyzer

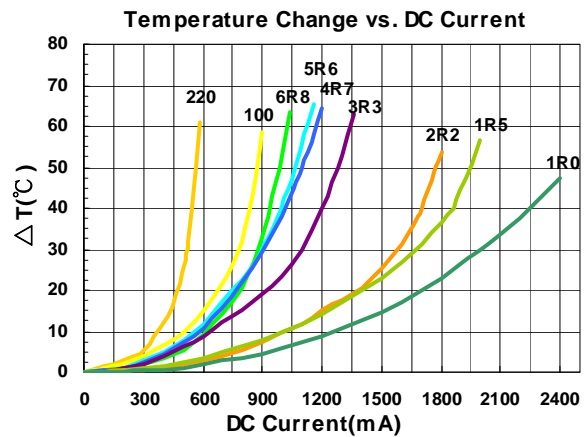


Electrical Characteristics

| Part Number | Inductance (uH) | Test Frequency (MHz) | Tolerance (±%) | RDC (Ω) ±30% | Isat (mA) Typ. (Max) | Irms (mA) Typ. (Max) | Marking |
|------------------|-----------------|----------------------|----------------|--------------|----------------------|----------------------|---------|
| LVS252012-1R0□-N | 1.0 | 1 | 20, 30 | 0.105 | 2800(2520) | 2200(1980) | A |
| LVS252012-1R5□-N | 1.5 | 1 | 20, 30 | 0.153 | 2200(1980) | 1860(1674) | B |
| LVS252012-2R2□-N | 2.2 | 1 | 20, 30 | 0.219 | 1800(1620) | 1700(1530) | C |
| LVS252012-3R3□-N | 3.3 | 1 | 20, 30 | 0.349 | 1300(1170) | 1200(1080) | D |
| LVS252012-4R7□-N | 4.7 | 1 | 20, 30 | 0.507 | 1100(990) | 1040(936) | E |
| LVS252012-5R6□-N | 5.6 | 1 | 20, 30 | 0.525 | 1100(990) | 1000(900) | F |
| LVS252012-6R8□-N | 6.8 | 1 | 20, 30 | 0.760 | 940(846) | 940(846) | G |
| LVS252012-100□-N | 10 | 1 | 20, 30 | 0.915 | 820(738) | 840(756) | H |
| LVS252012-220□-N | 22 | 1 | 20, 30 | 2.110 | 550(495) | 540(486) | I |

- When ordering, please specify tolerance and packaging codes
- Tolerance : T = ±30% , M = ±20%
- L : Agilent/HP4287A+ Agilent/HP16197A, 1MHz 200mV
- RDC : Digital Milliohm Meter Chroma 16502, or equivalent
- Isat & I rms : Agilent/HP4284A, 1MHz 200mV
- Isat for Inductance drop 30% from its value without current
- I rms for a 40°C rise above 25°C ambient
- Operating temperature range from -40°C to 125°C . (Including self - temperature rise)

Test Instruments : HP4284A Material/Impedance Analyzer

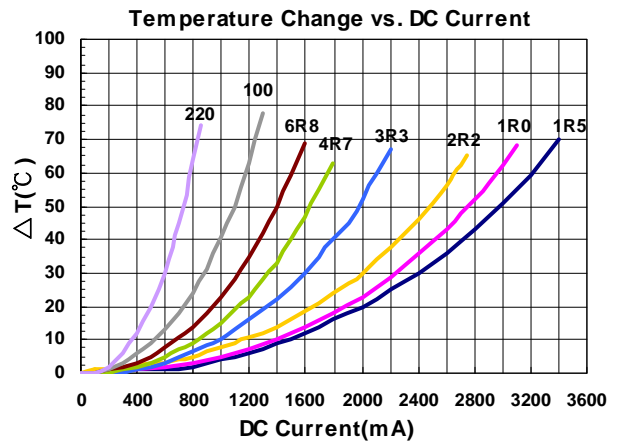


Electrical Characteristics

| Part Number | Inductance (uH) | Test Frequency (MHz) | Tolerance (±%) | RDC (Ω) ±30% | Isat (mA) Typ. (Max) | Irms (mA) Typ. (Max) | Marking |
|------------------|-----------------|----------------------|----------------|--------------|----------------------|----------------------|---------|
| LVS303010-1R0□-N | 1.0 | 1 | 20, 30 | 0.063 | 1300(1170) | 2400(2160) | 1R0 |
| LVS303010-1R5□-N | 1.5 | 1 | 20, 30 | 0.077 | 1100(990) | 2200(1980) | 1R5 |
| LVS303010-2R2□-N | 2.2 | 1 | 20, 30 | 0.087 | 960(864) | 2000(1800) | 2R2 |
| LVS303010-3R3□-N | 3.3 | 1 | 20, 30 | 0.127 | 780(702) | 1600(1440) | 3R3 |
| LVS303010-4R7□-N | 4.7 | 1 | 20, 30 | 0.186 | 650(585) | 1300(1170) | 4R7 |
| LVS303010-6R8□-N | 6.8 | 1 | 20, 30 | 0.253 | 560(504) | 1000(900) | 6R8 |
| LVS303010-100□-N | 10 | 1 | 20, 30 | 0.353 | 430(387) | 880(792) | 100 |
| LVS303010-220□-N | 22 | 1 | 20, 30 | 0.693 | 310(279) | 580(522) | 220 |
| LVS303010-470□-N | 47 | 1 | 20, 30 | 1.800 | 210(189) | 330(297) | 470 |
| LVS303010-221□-N | 220 | 1 | 20, 30 | 6.500 | 82(73.8) | 180(162) | 221 |

- When ordering, please specify tolerance and packaging codes
- Tolerance : T = ±30% , M = ±20%
- L : Agilent/HP4287A+ Agilent/HP16197A, 1MHz 200mV
- RDC : Digital Milliohm Meter Chroma 16502, or equivalent
- Isat & I rms : Agilent/HP4284A, 1MHz 200mV
- Isat for Inductance drop 30% from its value without current
- I rms for a 40°C rise above 25°C ambient
- Operating temperature range from -40°C to 125°C. (Including self - temperature rise)

Test Instruments : HP4284A Material/Impedance Analyzer



Electrical Characteristics

| Part Number | Inductance (uH) | Test Frequency (MHz) | Tolerance (±%) | RDC (Ω) ±30% | Isat (mA) Typ. (Max) | Irms (mA) Typ. (Max) | Marking |
|-------------------|-----------------|----------------------|----------------|--------------|----------------------|----------------------|---------|
| LVS303010H-1R0□-N | 1.0 | 1 | 20, 30 | 0.060 | 1800(1620) | 2200(1980) | 1R0 |
| LVS303010H-1R5□-N | 1.5 | 1 | 20, 30 | 0.075 | 1600(1440) | 2100(1890) | 1R5 |
| LVS303010H-2R2□-N | 2.2 | 1 | 20, 30 | 0.095 | 1400(1260) | 1900(1710) | 2R2 |
| LVS303010H-3R3□-N | 3.3 | 1 | 20, 30 | 0.140 | 1000(900) | 1300(1170) | 3R3 |
| LVS303010H-4R7□-N | 4.7 | 1 | 20, 30 | 0.190 | 850(765) | 1200(1080) | 4R7 |
| LVS303010H-6R8□-N | 6.8 | 1 | 20, 30 | 0.275 | 720(648) | 1000(900) | 6R8 |
| LVS303010H-100□-N | 10 | 1 | 20, 30 | 0.440 | 610(549) | 860(774) | 100 |
| LVS303010H-220□-N | 22 | 1 | 20, 30 | 0.800 | 420(378) | 620(558) | 220 |

- When ordering, please specify tolerance and packaging codes
- Tolerance : T = ±30% , M = ±20%
- L : Agilent/HP4287A+ Agilent/HP16197A, 1MHz 200mV
- RDC : Digital Milliohm Meter Chroma 16502, or equivalent
- Isat & I rms : Agilent/HP4284A, 1MHz 200mV
- Isat for Inductance drop 30% from its value without current
- I rms for a 40°C rise above 25°C ambient
- Operating temperature range from -40°C to 125°C. (Including self - temperature rise)

Test Instruments : HP4284A Material/Impedance Analyzer

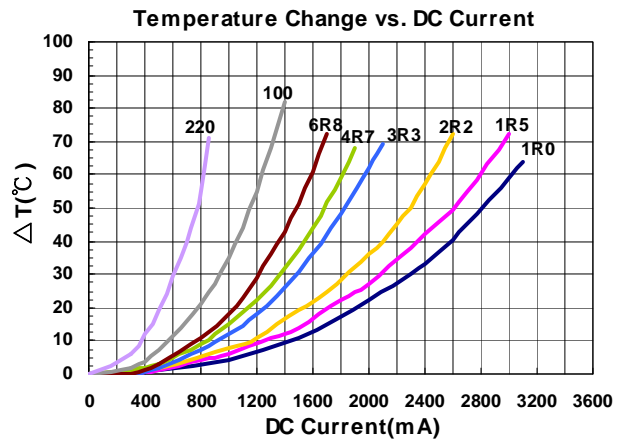


Electrical Characteristics

| Part Number | Inductance (uH) | Test Frequency (MHz) | Tolerance (±%) | RDC (Ω ±30%) | Isat (mA) Typ. (Max) | Irms (mA) Typ. (Max) | Marking |
|------------------|-----------------|----------------------|----------------|--------------|----------------------|----------------------|---------|
| LVS303012-1R0□-N | 1.0 | 1 | 20, 30 | 0.048 | 1600(1440) | 2500(2250) | 1R0 |
| LVS303012-1R5□-N | 1.5 | 1 | 20, 30 | 0.063 | 1200(1080) | 2300(2070) | 1R5 |
| LVS303012-2R2□-N | 2.2 | 1 | 20, 30 | 0.076 | 1100(990) | 2000(1800) | 2R2 |
| LVS303012-3R3□-N | 3.3 | 1 | 20, 30 | 0.102 | 900(810) | 1600(1440) | 3R3 |
| LVS303012-4R7□-N | 4.7 | 1 | 20, 30 | 0.136 | 750(675) | 1500(1350) | 4R7 |
| LVS303012-6R8□-N | 6.8 | 1 | 20, 30 | 0.182 | 630(567) | 1300(1170) | 6R8 |
| LVS303012-100□-N | 10 | 1 | 20, 30 | 0.275 | 520(468) | 1000(900) | 100 |
| LVS303012-220□-N | 22 | 1 | 20, 30 | 0.594 | 350(315) | 650(585) | 220 |

- When ordering, please specify tolerance and packaging codes
- Tolerance : T = ±30% , M = ±20%
- L : Agilent/HP4287A+ Agilent/HP16197A, 1MHz 200mV
- RDC : Digital Milliohm Meter Chroma 16502, or equivalent
- Isat & Irms : Agilent/HP4284A, 1MHz 200mV
- Isat for Inductance drop 30% from its value without current
- Irms for a 40°C rise above 25°C ambient
- Operating temperature range from -40°C to 125°C. (Including self - temperature rise)

Test Instruments : HP4284A Material/Impedance Analyzer



Electrical Characteristics

| Part Number | Inductance (uH) | Test Frequency (MHz) | Tolerance (±%) | RDC (Ω) ±30% | Isat (mA) Typ. (Max) | Irms (mA) Typ. (Max) | Marking |
|-------------------|-----------------|----------------------|----------------|--------------|----------------------|----------------------|---------|
| LVS303012H-1R0□-N | 1.0 | 1 | 20,30 | 0.056 | 1900(1710) | 2100(1890) | 1R0 |
| LVS303012H-1R5□-N | 1.5 | 1 | 20,30 | 0.065 | 1500(1350) | 1850(1665) | 1R5 |
| LVS303012H-2R2□-N | 2.2 | 1 | 20,30 | 0.080 | 1400(1260) | 1800(1620) | 2R2 |
| LVS303012H-3R3□-N | 3.3 | 1 | 20,30 | 0.100 | 1100(990) | 1600(1440) | 3R3 |
| LVS303012H-4R7□-N | 4.7 | 1 | 20,30 | 0.130 | 990(891) | 1400(1260) | 4R7 |
| LVS303012H-6R8□-N | 6.8 | 1 | 20,30 | 0.190 | 850(765) | 1200(1080) | 6R8 |
| LVS303012H-100□-N | 10 | 1 | 20,30 | 0.270 | 720(648) | 1000(900) | 100 |
| LVS303012H-220□-N | 22 | 1 | 20,30 | 0.600 | 450(405) | 630(567) | 220 |

- When ordering, please specify tolerance and packaging codes
- Tolerance : T = ±30% , M = ±20%
- L : Agilent/HP4287A+ Agilent/HP16197A, 1MHz 200mV
- RDC : Digital Milliohm Meter Chroma 16502, or equivalent
- Isat & Irms : Agilent/HP4284A, 1MHz 200mV
- Isat for Inductance drop 30% from its value without current
- Irms for a 40°C rise above 25°C ambient
- Operating temperature range from -40°C to 125°C. (Including self - temperature rise)

Test Instruments : HP4284A Material/Impedance Analyzer



Electrical Characteristics

| Part Number | Inductance (uH) | Test Frequency (MHz) | Tolerance (±%) | RDC (Ω) ±30% | Isat (mA) Typ. (Max) | Irms (mA) Typ. (Max) | Marking |
|------------------|-----------------|----------------------|----------------|--------------|----------------------|----------------------|---------|
| LVS303015-1R0□-N | 1.0 | 1 | 20, 30 | 0.056 | 2000(1800) | 2800(2520) | 1R0 |
| LVS303015-1R5□-N | 1.5 | 1 | 20, 30 | 0.074 | 1600(1440) | 2400(2160) | 1R5 |
| LVS303015-2R2□-N | 2.2 | 1 | 20, 30 | 0.079 | 1200(1080) | 2300(2070) | 2R2 |
| LVS303015-3R3□-N | 3.3 | 1 | 20, 30 | 0.105 | 1000(900) | 1900(1710) | 3R3 |
| LVS303015-4R7□-N | 4.7 | 1 | 20, 30 | 0.130 | 900(810) | 1600(1440) | 4R7 |
| LVS303015-6R8□-N | 6.8 | 1 | 20, 30 | 0.165 | 730(657) | 1300(1170) | 6R8 |
| LVS303015-100□-N | 10 | 1 | 20, 30 | 0.206 | 600(540) | 1000(900) | 100 |
| LVS303015-220□-N | 22 | 1 | 20, 30 | 0.501 | 420(378) | 650(585) | 220 |
| LVS303015-330□-N | 33 | 1 | 20, 30 | 0.600 | 330(297) | 600(540) | 330 |
| LVS303015-820□-N | 82 | 1 | 20, 30 | 1.600 | 210(189) | 350(315) | 820 |
| LVS303015-101□-N | 100 | 1 | 20, 30 | 1.800 | 200(180) | 300(270) | 101 |

- When ordering, please specify tolerance and packaging codes
- Tolerance : T = ±30% , M = ±20%
- L : Agilent/HP4287A+ Agilent/HP16197A, 1MHz 200mV
- RDC : Digital Milliohm Meter Chroma 16502, or equivalent
- Isat & I rms : Agilent/HP4284A, 1MHz 200mV
- Isat for Inductance drop 30% from its value without current
- I rms for a 40°C rise above 25°C ambient
- Operating temperature range from -40°C to 125°C. (Including self - temperature rise)

Test Instruments : HP4284A Material/Impedance Analyzer



Electrical Characteristics

| Part Number | Inductance (uH) | Test Frequency (MHz) | Tolerance (±%) | RDC (Ω ±30%) | Isat (mA) Typ. (Max) | Irms (mA) Typ. (Max) | Marking |
|-------------------|-----------------|----------------------|----------------|--------------|----------------------|----------------------|---------|
| LVS303015H-1R0□-N | 1.0 | 1 | 20, 30 | 0.053 | 2000(1800) | 2100(1890) | 1R0 |
| LVS303015H-1R5□-N | 1.5 | 1 | 20, 30 | 0.070 | 1600(1440) | 1900(1710) | 1R5 |
| LVS303015H-2R2□-N | 2.2 | 1 | 20, 30 | 0.075 | 1500(1350) | 1800(1620) | 2R2 |
| LVS303015H-3R3□-N | 3.3 | 1 | 20, 30 | 0.095 | 1100(990) | 1600(1440) | 3R3 |
| LVS303015H-4R7□-N | 4.7 | 1 | 20, 30 | 0.117 | 990(891) | 1400(1260) | 4R7 |
| LVS303015H-6R8□-N | 6.8 | 1 | 20, 30 | 0.160 | 900(810) | 1200(1080) | 6R8 |
| LVS303015H-8R2□-N | 8.2 | 1 | 20, 30 | 0.200 | 800(720) | 1100(990) | 8R2 |
| LVS303015H-100□-N | 10 | 1 | 20, 30 | 0.220 | 720(648) | 1000(900) | 100 |
| LVS303015H-150□-N | 15 | 1 | 20, 30 | 0.290 | 680(612) | 850(765) | 150 |
| LVS303015H-220□-N | 22 | 1 | 20, 30 | 0.530 | 480(432) | 620(558) | 220 |
| LVS303015H-330□-N | 33 | 1 | 20, 30 | 0.670 | 460(414) | 500(450) | 330 |
| LVS303015H-470□-N | 47 | 1 | 20, 30 | 0.960 | 380(342) | 400(360) | 470 |

- When ordering, please specify tolerance and packaging codes
- Tolerance : T = ±30% , M = ±20%
- L : Agilent/HP4287A+ Agilent/HP16197A, 1MHz 200mV
- RDC : Digital Milliohm Meter Chroma 16502, or equivalent
- Isat & Iirms : Agilent/HP4284A, 1MHz 200mV
- Isat for Inductance drop 30% from its value without current
- Iirms for a 40°C rise above 25°C ambient
- Operating temperature range from -40°C to 125°C . (Including self - temperature rise)

Test Instruments : HP4284A Material/Impedance Analyzer



Electrical Characteristics

| Part Number | Inductance (uH) | Test Frequency (KHz) | Tolerance (±%) | RDC (mΩ) ±30% | Isat (A) Typ. (Max) | Irms (A) Typ. (Max) | Marking |
|------------------|-----------------|----------------------|----------------|---------------|---------------------|---------------------|---------|
| LVS404012-1R0□-N | 1.0 | 100 | 30 | 48 | 2.50(2.25) | 1.70(1.53) | 1R0 |
| LVS404012-1R5□-N | 1.5 | 100 | 30 | 58 | 2.10(1.89) | 1.60(1.44) | 1R5 |
| LVS404012-2R2□-N | 2.2 | 100 | 20, 30 | 65 | 1.70(1.53) | 1.50(1.35) | 2R2 |
| LVS404012-3R3□-N | 3.3 | 100 | 20, 30 | 90 | 1.30(1.17) | 1.40(1.26) | 3R3 |
| LVS404012-4R7□-N | 4.7 | 100 | 20, 30 | 110 | 1.10(0.99) | 1.20(1.08) | 4R7 |
| LVS404012-6R8□-N | 6.8 | 100 | 20, 30 | 135 | 0.90(0.81) | 1.05(0.94) | 6R8 |
| LVS404012-100□-N | 10 | 100 | 20, 30 | 190 | 0.78(0.70) | 0.90(0.81) | 100 |
| LVS404012-150□-N | 15 | 100 | 20, 30 | 250 | 0.65(0.58) | 0.85(0.76) | 150 |
| LVS404012-220□-N | 22 | 100 | 20, 30 | 400 | 0.52(0.46) | 0.75(0.67) | 220 |
| LVS404012-330□-N | 33 | 100 | 20, 30 | 600 | 0.44(0.39) | 0.70(0.63) | 330 |
| LVS404012-470□-N | 47 | 100 | 20, 30 | 930 | 0.35(0.31) | 0.50(0.45) | 470 |

- When ordering, please specify tolerance and packaging codes
- Tolerance : M = ±20% , T = ±30%
- L : Agilent/HP 4284A + Agilent/HP 16334A, 100KHz with 1V
- Isat & Irms : Agilent/HP 4284A, 100KHz with 1V
- Rdc : Digital Milliohm Meter Chroma 16502, or equivalent
- Isat for Inductance drop 30% from its value without current
- Irms for a 40°C rise above 25°C ambient
- Operating temperature range from -40°C to 125°C. (Including self - temperature rise)

Test Instruments : HP4284A Material/Impedance Analyzer

Inductance vs. DC Current



Temperature Change vs. DC Current

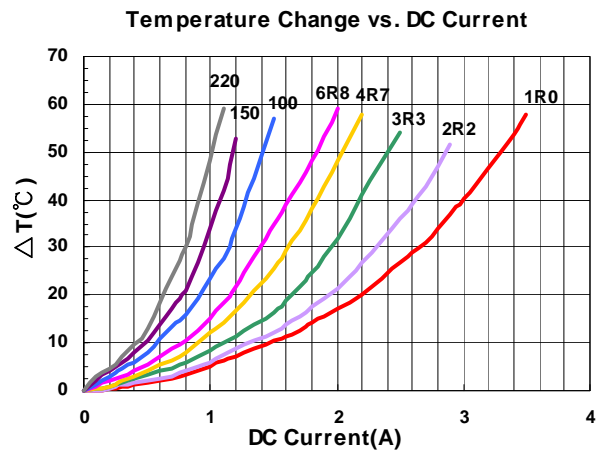
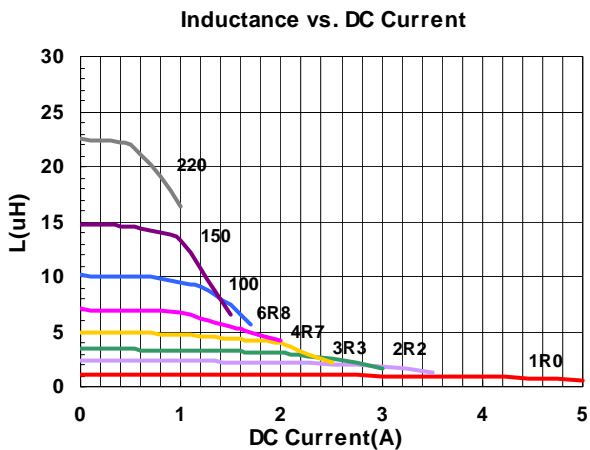


Electrical Characteristics

| Part Number | Inductance (uH) | Test Frequency (KHz) | Tolerance (±%) | RDC (mΩ) ±20% | Isat (A) Typ. (Max) | Irms (A) Typ. (Max) | Marking |
|------------------|-----------------|----------------------|----------------|---------------|---------------------|---------------------|---------|
| LVS404018-1R0□-N | 1.0 | 100 | 20, 30 | 32 | 4.10(3.69) | 2.80(2.52) | 1R0 |
| LVS404018-1R5□-N | 1.5 | 100 | 20, 30 | 40 | 3.30(2.97) | 2.60(2.34) | 1R5 |
| LVS404018-2R2□-N | 2.2 | 100 | 20, 30 | 60 | 2.80(2.52) | 2.50(2.25) | 2R2 |
| LVS404018-2R3□-N | 2.3 | 100 | 20, 30 | 60 | 2.80(2.52) | 2.50(2.25) | 2R3 |
| LVS404018-3R3□-N | 3.3 | 100 | 20, 30 | 70 | 2.20(1.98) | 2.10(1.89) | 3R3 |
| LVS404018-3R6□-N | 3.6 | 100 | 20, 30 | 75 | 2.10(1.89) | 1.90(1.71) | 3R6 |
| LVS404018-3R9□-N | 3.9 | 100 | 20, 30 | 75 | 2.10(1.89) | 1.90(1.71) | 3R9 |
| LVS404018-4R7□-N | 4.7 | 100 | 20, 30 | 90 | 2.00(1.80) | 1.70(1.53) | 4R7 |
| LVS404018-6R8□-N | 6.8 | 100 | 20, 30 | 110 | 1.60(1.44) | 1.50(1.35) | 6R8 |
| LVS404018-100□-N | 10 | 100 | 20, 30 | 170 | 1.40(1.26) | 1.20(1.08) | 100 |
| LVS404018-150□-N | 15 | 100 | 20, 30 | 250 | 1.00(0.90) | 1.00(0.90) | 150 |
| LVS404018-220□-N | 22 | 100 | 20, 30 | 350 | 0.90(0.81) | 0.85(0.76) | 220 |
| LVS404018-330□-N | 33 | 100 | 20, 30 | 530 | 0.80(0.72) | 0.70(0.63) | 330 |
| LVS404018-470□-N | 47 | 100 | 20, 30 | 720 | 0.70(0.63) | 0.56(0.50) | 470 |
| LVS404018-680□-N | 68 | 100 | 20, 30 | 1000 | 0.56(0.50) | 0.45(0.40) | 680 |
| LVS404018-101□-N | 100 | 100 | 20, 30 | 1500 | 0.46(0.41) | 0.38(0.34) | 101 |
| LVS404018-151□-N | 150 | 100 | 20, 30 | 2500 | 0.35(0.31) | 0.30(0.27) | 151 |
| LVS404018-221□-N | 220 | 100 | 20, 30 | 4000 | 0.28(0.25) | 0.23(0.20) | 221 |

- When ordering, please specify tolerance and packaging codes
- Tolerance : M = ±20% , T = ±30%
- L : Agilent/HP 4284A + Agilent/HP 16334A, 100KHz with 1V
- Isat & Irms : Agilent/HP 4284A, 100KHz with 1V
- Rdc : Digital Milliohm Meter Chroma 16502, or equivalent
- Isat for Inductance drop 30% from its value without current
- Irms for a 40°C rise above 25°C ambient
- Operating temperature range from -40°C to 125°C. (Including self - temperature rise)

Test Instruments : HP4284A Material/Impedance Analyzer

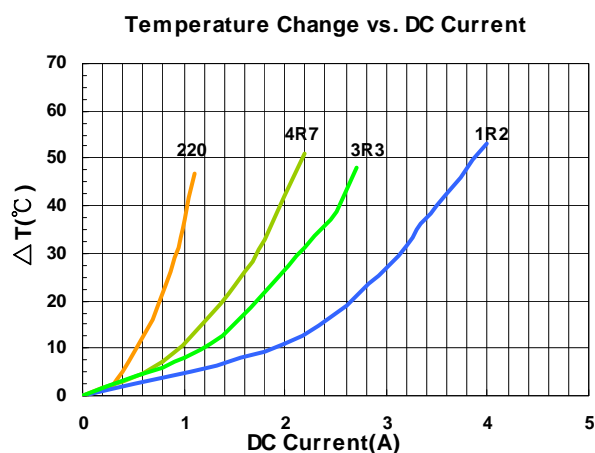
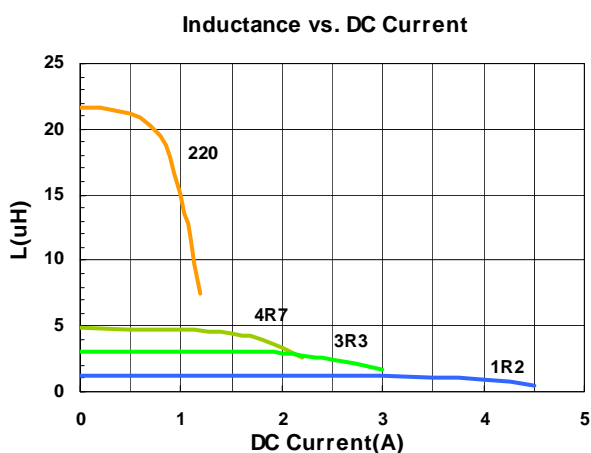


Electrical Characteristics

| Part Number | Inductance (uH) | Test Frequency (KHz) | Tolerance (±%) | RDC (mΩ) ±30% | Isat (A) Typ. (Max) | Irms (A) Typ. (Max) | Marking |
|------------------|-----------------|----------------------|----------------|---------------|---------------------|---------------------|---------|
| LVS404026-1R2□-N | 1.2 | 100 | 20, 30 | 30 | 3.50(3.15) | 3.30(2.97) | 1R2 |
| LVS404026-3R3□-N | 3.3 | 100 | 20, 30 | 45 | 2.50(2.25) | 2.50(2.25) | 3R3 |
| LVS404026-4R7□-N | 4.7 | 100 | 20, 30 | 60 | 1.80(1.62) | 1.80(1.62) | 4R7 |
| LVS404026-220□-N | 22 | 100 | 20, 30 | 230 | 0.86(0.77) | 1.00(0.90) | 220 |

- When ordering, please specify tolerance and packaging codes
- Tolerance : M = ±20% , T = ±30%
- L : Agilent/HP 4284A + Agilent/HP 16334A, 100KHz with 1V
- Isat & Irms : Agilent/HP 4284A , 100KHz with 1V
- Rdc : Digital Milliohm Meter Chroma 16502, or equivalent
- Isat for Inductance drop 30% from its value without current
- Irms for a 40°C rise above 25°C ambient
- Operating temperature range from -40°C to 125°C. (Including self - temperature rise)

Test Instruments : HP4284A Material/Impedance Analyzer

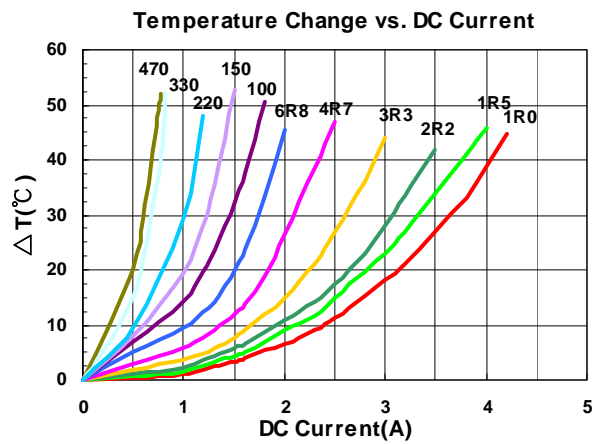


Electrical Characteristics

| Part Number | Inductance (uH) | Test Frequency (KHz) | Tolerance (±%) | RDC (mΩ) ±20% | Isat (A) Typ. (Max) | Irms (A) Typ. (Max) | Marking |
|------------------|-----------------|----------------------|----------------|---------------|---------------------|---------------------|---------|
| LVS505020-1R0□-N | 1.0 | 100 | 30 | 21 | 5.1(4.59) | 4.0(3.60) | 1R0 |
| LVS505020-1R2□-N | 1.2 | 100 | 30 | 21 | 4.8(4.32) | 3.8(3.42) | 1R2 |
| LVS505020-1R5□-N | 1.5 | 100 | 30 | 26 | 4.2(3.78) | 3.5(3.15) | 1R5 |
| LVS505020-2R2□-N | 2.2 | 100 | 20, 30 | 35 | 3.4(3.06) | 3.2(2.88) | 2R2 |
| LVS505020-3R3□-N | 3.3 | 100 | 20, 30 | 48 | 3.0(2.70) | 2.8(2.52) | 3R3 |
| LVS505020-4R7□-N | 4.7 | 100 | 20, 30 | 60 | 2.2(1.98) | 2.2(1.98) | 4R7 |
| LVS505020-5R6□-N | 5.6 | 100 | 20, 30 | 82 | 2.05(1.84) | 2.0(1.80) | 5R6 |
| LVS505020-6R8□-N | 6.8 | 100 | 20, 30 | 90 | 2.0(1.80) | 1.8(1.62) | 6R8 |
| LVS505020-100□-N | 10 | 100 | 20, 30 | 120 | 1.6(1.44) | 1.6(1.44) | 100 |
| LVS505020-150□-N | 15 | 100 | 20, 30 | 190 | 1.3(1.17) | 1.2(1.08) | 150 |
| LVS505020-220□-N | 22 | 100 | 20, 30 | 260 | 1.0(0.90) | 1.0(0.90) | 220 |
| LVS505020-330□-N | 33 | 100 | 20, 30 | 460 | 0.8(0.72) | 0.75(0.67) | 330 |
| LVS505020-470□-N | 47 | 100 | 20, 30 | 580 | 0.65(0.58) | 0.65(0.60) | 470 |

- When ordering, please specify tolerance and packaging codes
- Tolerance : M = ±20% , T = ±30%
- L : Agilent/HP 4284A + Agilent/HP 16334A, 100KHz with 1V
- Isat & Irms : Agilent/HP 4284A, 100KHz with 1V
- Rdc : Digital Milliohm Meter Chroma 16502, or equivalent
- Isat for Inductance drop 30% from its value without current
- Irms for a 40°C rise above 25°C ambient
- Operating temperature range from -40°C to 125°C. (Including self - temperature rise)

Test Instruments : HP4284A Material/Impedance Analyzer

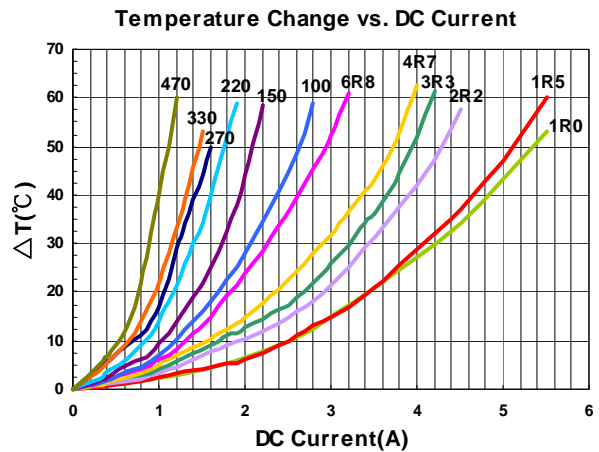


Electrical Characteristics

| Part Number | Inductance (uH) | Test Frequency (KHz) | Tolerance (±%) | RDC (mΩ) ±30% | Isat (A) Typ. (Max) | Irms (A) Typ. (Max) | Marking |
|------------------|-----------------|----------------------|----------------|---------------|---------------------|---------------------|---------|
| LVS505040-1R0□-N | 1.0 | 100 | 30 | 14 | 7.5(6.75) | 4.6(4.14) | 1R0 |
| LVS505040-1R2□-N | 1.2 | 100 | 30 | 15 | 7.4(6.66) | 4.5(4.05) | 1R2 |
| LVS505040-1R5□-N | 1.5 | 100 | 30 | 16 | 7.1(6.39) | 4.4(3.96) | 1R5 |
| LVS505040-2R2□-N | 2.2 | 100 | 20, 30 | 21 | 5.7(5.13) | 3.7(3.33) | 2R2 |
| LVS505040-3R3□-N | 3.3 | 100 | 20, 30 | 26 | 4.8(4.32) | 3.5(3.15) | 3R3 |
| LVS505040-4R7□-N | 4.7 | 100 | 20, 30 | 32 | 4.2(3.78) | 3.2(2.88) | 4R7 |
| LVS505040-6R8□-N | 6.8 | 100 | 20, 30 | 50 | 3.3(2.97) | 2.4(2.16) | 6R8 |
| LVS505040-100□-N | 10 | 100 | 20, 30 | 60 | 2.8(2.52) | 2.2(1.98) | 100 |
| LVS505040-150□-N | 15 | 100 | 20, 30 | 90 | 2.3(2.07) | 1.8(1.62) | 150 |
| LVS505040-220□-N | 22 | 100 | 20, 30 | 135 | 1.8(1.62) | 1.4(1.26) | 220 |
| LVS505040-270□-N | 27 | 100 | 20, 30 | 180 | 1.6(1.44) | 1.2(1.08) | 270 |
| LVS505040-330□-N | 33 | 100 | 20, 30 | 190 | 1.5(1.35) | 1.1(0.99) | 330 |
| LVS505040-470□-N | 47 | 100 | 20, 30 | 310 | 1.2(1.08) | 0.9(0.81) | 470 |

- When ordering, please specify tolerance and packaging codes
- Tolerance : M = ±20% , T = ±30%
- L : Agilent/HP 4284A + Agilent/HP 16334A, 100KHz with 1V
- Isat & Irms : Agilent/HP 4284A, 100KHz with 1V
- Rdc : Digital Milliohm Meter Chroma 16502, or equivalent
- Isat for Inductance drop 30% from its value without current
- Irms for a 40°C rise above 25°C ambient
- Operating temperature range from -40°C to 125°C. (Including self - temperature rise)

Test Instruments : HP4284A Material/Impedance Analyzer

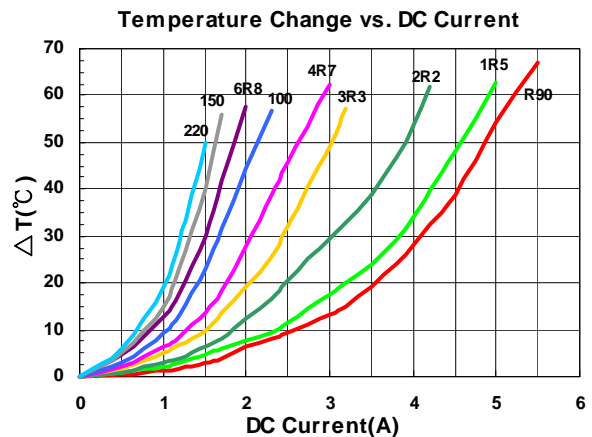
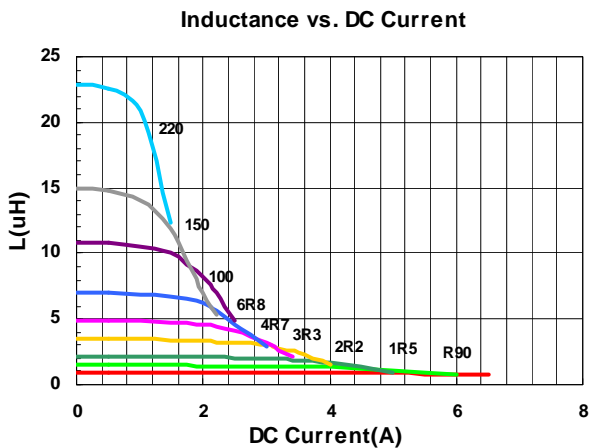


Electrical Characteristics

| Part Number | Inductance (uH) | Test Frequency (KHz) | Tolerance (±%) | RDC (mΩ) ±30% | Isat (A) Typ. (Max) | Irms (A) Typ. (Max) | Marking |
|------------------|-----------------|----------------------|----------------|---------------|---------------------|---------------------|---------|
| LVS606020-R50□-N | 0.5 | 100 | 30 | 13 | 8.0(7.20) | 5.3(4.77) | R50 |
| LVS606020-R90□-N | 0.9 | 100 | 30 | 18 | 6.3(5.67) | 4.2(3.78) | R90 |
| LVS606020-1R0□-N | 1.0 | 100 | 30 | 19 | 6.2(5.58) | 4.1(3.69) | 1R0 |
| LVS606020-1R5□-N | 1.5 | 100 | 20, 30 | 26 | 5.0(4.50) | 3.6(3.24) | 1R5 |
| LVS606020-2R2□-N | 2.2 | 100 | 20, 30 | 34 | 4.2(3.78) | 3.2(2.88) | 2R2 |
| LVS606020-3R3□-N | 3.3 | 100 | 20, 30 | 40 | 3.2(2.88) | 2.7(2.43) | 3R3 |
| LVS606020-4R7□-N | 4.7 | 100 | 20, 30 | 58 | 2.5(2.25) | 2.2(1.98) | 4R7 |
| LVS606020-6R8□-N | 6.8 | 100 | 20, 30 | 85 | 2.2(1.98) | 1.8(1.62) | 6R8 |
| LVS606020-100□-N | 10 | 100 | 20, 30 | 125 | 2.0(1.80) | 1.6(1.44) | 100 |
| LVS606020-150□-N | 15 | 100 | 20, 30 | 190 | 1.3(1.17) | 1.3(1.17) | 150 |
| LVS606020-220□-N | 22 | 100 | 20, 30 | 260 | 1.1(0.99) | 1.1(0.99) | 220 |

- When ordering, please specify tolerance and packaging codes
- Tolerance : M = ±20% , T = ±30%
- L : Agilent/HP 4284A + Agilent/HP 16334A, 100KHz with 1V
- Isat & Irms : Agilent/HP 4284A, 100KHz with 1V
- Rdc : Digital Milliohm Meter Chroma 16502, or equivalent
- Isat for Inductance drop 30% from its value without current
- Irms for a 40°C rise above 25°C ambient
- Operating temperature range from -40°C to 125°C. (Including self - temperature rise)

Test Instruments : HP4284A Material/Impedance Analyzer



Electrical Characteristics

| Part Number | Inductance (uH) | Test Frequency (KHz) | Tolerance (±%) | RDC (mΩ) ±30% | Isat (A) Typ. (Max) | Irms (A) Typ. (Max) | Marking |
|------------------|-----------------|----------------------|----------------|---------------|---------------------|---------------------|---------|
| LVS606028-1R0□-N | 1.0 | 100 | 30 | 13 | 7.6(6.84) | 5.2(4.68) | 1R0 |
| LVS606028-1R5□-N | 1.5 | 100 | 30 | 16 | 6.3(5.67) | 4.8(4.32) | 1R5 |
| LVS606028-2R2□-N | 2.2 | 100 | 20, 30 | 20 | 5.4(4.86) | 4.0(3.60) | 2R2 |
| LVS606028-2R7□-N | 2.7 | 100 | 20, 30 | 26 | 4.9(4.41) | 3.7(3.33) | 2R7 |
| LVS606028-3R3□-N | 3.3 | 100 | 20, 30 | 28 | 4.3(3.87) | 3.5(3.15) | 3R3 |
| LVS606028-4R7□-N | 4.7 | 100 | 20, 30 | 38 | 3.7(3.33) | 3.2(2.88) | 4R7 |
| LVS606028-6R0□-N | 6.0 | 100 | 20, 30 | 45 | 3.3(2.97) | 2.8(2.52) | 6R0 |
| LVS606028-6R8□-N | 6.8 | 100 | 20, 30 | 50 | 3.1(2.79) | 2.7(2.43) | 6R8 |
| LVS606028-100□-N | 10 | 100 | 20, 30 | 65 | 2.5(2.25) | 2.3(2.07) | 100 |
| LVS606028-150□-N | 15 | 100 | 20, 30 | 95 | 2.0(1.80) | 1.8(1.62) | 150 |
| LVS606028-220□-N | 22 | 100 | 20, 30 | 135 | 1.6(1.44) | 1.5(1.35) | 220 |
| LVS606028-330□-N | 33 | 100 | 20, 30 | 220 | 1.3(1.17) | 1.4(1.26) | 330 |
| LVS606028-470□-N | 47 | 100 | 20, 30 | 320 | 1.1(0.99) | 1.0(0.90) | 470 |
| LVS606028-680□-N | 68 | 100 | 20, 30 | 420 | 0.98(0.88) | 0.9(0.81) | 680 |
| LVS606028-101□-N | 100 | 100 | 20, 30 | 600 | 0.82(0.73) | 0.8(0.72) | 101 |

- When ordering, please specify tolerance and packaging codes
- Tolerance : M = ±20% , T = ±30%
- L : Agilent/HP 4284A + Agilent/HP 16334A, 100KHz with 1V
- Isat & Irms : Agilent/HP 4284A, 100KHz with 1V
- Rdc : Digital Milliohm Meter Chroma 16502, or equivalent
- Isat for Inductance drop 30% from its value without current
- Irms for a 40°C rise above 25°C ambient
- Operating temperature range from -40°C to 125°C. (Including self - temperature rise)

Test Instruments : HP4284A Material/Impedance Analyzer



Electrical Characteristics

| Part Number | Inductance (uH) | Test Frequency (KHz) | Tolerance (±%) | RDC (mΩ) ±30% | Isat (A) Typ. (Max) | Irms (A) Typ. (Max) | Marking |
|------------------|-----------------|----------------------|----------------|---------------|---------------------|---------------------|---------|
| LVS606045-1R0□-N | 1.0 | 100 | 20, 30 | 12 | 12.2(10.98) | 6.5(5.85) | 1R0 |
| LVS606045-1R5□-N | 1.5 | 100 | 30 | 15 | 10.4(9.36) | 5.9(5.31) | 1R5 |
| LVS606045-1R8□-N | 1.8 | 100 | 20, 30 | 17 | 9.6(8.64) | 5.6(5.04) | 1R8 |
| LVS606045-2R2□-N | 2.2 | 100 | 20, 30 | 18.4 | 8.8(7.92) | 5.1(4.59) | 2R2 |
| LVS606045-2R3□-N | 2.3 | 100 | 20, 30 | 19 | 8.8(7.92) | 5.0(4.50) | 2R3 |
| LVS606045-3R0□-N | 3.0 | 100 | 20, 30 | 22 | 7.8(7.02) | 4.4(3.96) | 3R0 |
| LVS606045-3R3□-N | 3.3 | 100 | 20, 30 | 24 | 7.5(6.75) | 4.3(3.87) | 3R3 |
| LVS606045-3R6□-N | 3.6 | 100 | 20, 30 | 24 | 7.5(6.75) | 4.3(3.87) | 3R6 |
| LVS606045-3R9□-N | 3.9 | 100 | 20, 30 | 26 | 7.0(6.30) | 4.0(3.60) | 3R9 |
| LVS606045-4R5□-N | 4.5 | 100 | 20, 30 | 31 | 6.7(6.03) | 3.9(3.51) | 4R5 |
| LVS606045-4R7□-N | 4.7 | 100 | 20, 30 | 31 | 6.7(6.03) | 3.9(3.51) | 4R7 |
| LVS606045-5R1□-N | 5.1 | 100 | 20, 30 | 33 | 6.0(5.40) | 3.5(3.15) | 5R1 |
| LVS606045-6R3□-N | 6.3 | 100 | 20, 30 | 40 | 5.5(4.95) | 3.3(2.97) | 6R3 |
| LVS606045-6R8□-N | 6.8 | 100 | 20, 30 | 43 | 5.3(4.77) | 3.2(2.88) | 6R8 |
| LVS606045-100□-N | 10 | 100 | 20, 30 | 57 | 4.5(4.05) | 2.7(2.43) | 100 |
| LVS606045-150□-N | 15 | 100 | 20, 30 | 80 | 3.4(3.06) | 2.2(1.98) | 150 |
| LVS606045-180□-N | 18 | 100 | 20, 30 | 100 | 3.1(2.79) | 1.8(1.62) | 180 |
| LVS606045-220□-N | 22 | 100 | 20, 30 | 125 | 3.0(2.70) | 1.9(1.71) | 220 |
| LVS606045-270□-N | 27 | 100 | 20, 30 | 160 | 2.5(2.25) | 1.3(1.17) | 270 |
| LVS606045-330□-N | 33 | 100 | 20, 30 | 165 | 2.3(2.07) | 1.4(1.26) | 330 |
| LVS606045-470□-N | 47 | 100 | 20, 30 | 245 | 1.9(1.71) | 1.2(1.08) | 470 |
| LVS606045-680□-N | 68 | 100 | 20, 30 | 330 | 1.6(1.44) | 1.0(0.90) | 680 |
| LVS606045-101□-N | 100 | 100 | 20, 30 | 500 | 1.3(1.17) | 0.8(0.72) | 101 |
| LVS606045-331□-N | 330 | 100 | 20, 30 | 1800 | 0.7(0.63) | 0.35(0.31) | 331 |
| LVS606045-102□-N | 1000 | 100 | 20, 30 | 6000 | 0.4(0.36) | 0.22(0.19) | 102 |

- When ordering, please specify tolerance and packaging codes
- Tolerance : M = ±20% , T = ±30%
- L : Agilent/HP 4284A + Agilent/HP 16334A, 100KHz with 1V
- Isat & Irms : Agilent/HP 4284A, 100KHz with 1V
- Rdc : Digital Milliohm Meter Chroma 16502, or equivalent
- Isat for Inductance drop 30% from its value without current
- Irms for a 40°C rise above 25°C ambient
- Operating temperature range from -40°C to 125°C. (Including self - temperature rise)

Test Instruments : HP4284A Material/Impedance Analyzer

Inductance vs. DC Current



Temperature Change vs. DC Current

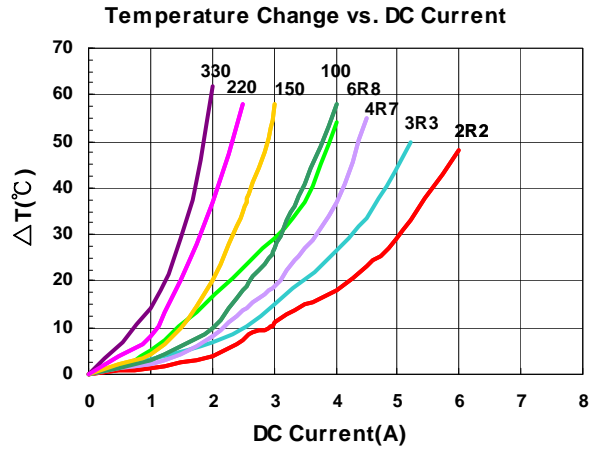


Electrical Characteristics

| Part Number | Inductance (uH) | Test Frequency (KHz) | Tolerance (±%) | RDC (mΩ) Max | Isat (A) Typ. (Max) | Irms (A) Typ. (Max) | Marking |
|-------------------|-----------------|----------------------|----------------|--------------|---------------------|---------------------|---------|
| LVS606045L-R50□-N | 0.5 | 100 | 30 | 9 | 11(9.90) | 8.0(7.20) | R50 |
| LVS606045L-2R2□-N | 2.2 | 100 | 20, 30 | 17 | 6.8(6.12) | 5.5(4.95) | 2R2 |
| LVS606045L-3R3□-N | 3.3 | 100 | 20, 30 | 24 | 5.5(4.95) | 4.7(4.23) | 3R3 |
| LVS606045L-4R7□-N | 4.7 | 100 | 20, 30 | 30 | 4.6(4.14) | 4.0(3.60) | 4R7 |
| LVS606045L-6R8□-N | 6.8 | 100 | 20, 30 | 40 | 4.0(3.60) | 3.5(3.15) | 6R8 |
| LVS606045L-100□-N | 10 | 100 | 20, 30 | 50 | 3.2(2.88) | 3.2(2.88) | 100 |
| LVS606045L-150□-N | 15 | 100 | 20, 30 | 80 | 2.6(2.34) | 2.5(2.25) | 150 |
| LVS606045L-220□-N | 22 | 100 | 20, 30 | 120 | 2.1(1.89) | 2.0(1.80) | 220 |
| LVS606045L-330□-N | 33 | 100 | 20, 30 | 170 | 1.7(1.53) | 1.6(1.44) | 330 |
| LVS606045L-101□-N | 100 | 100 | 20, 30 | 595 | 0.95(0.85) | 0.92(0.82) | 101 |

- When ordering, please specify tolerance and packaging codes
- Tolerance : M = ±20% , T = ±30%
- L : Agilent/HP 4284A + Agilent/HP 16334A, 100KHz with 1V
- Isat & Irms : Agilent/HP 4284A, 100KHz with 1V
- Rdc : Digital Milliohm Meter Chroma 16502, or equivalent
- Isat for Inductance drop 30% from its value without current
- Irms for a 40°C rise above 25°C ambient
- Operating temperature range from -40°C to 125°C. (Including self - temperature rise)

Test Instruments : HP4284A Material/Impedance Analyzer



Electrical Characteristics

| Part Number | Inductance (uH) | Test Frequency (KHz) | Tolerance (±%) | RDC (mΩ) ±30% | Isat (A) Typ. (Max) | Irms (A) Typ. (Max) | Marking |
|------------------|-----------------|----------------------|----------------|---------------|---------------------|---------------------|---------|
| LVS808040-R90□-N | 0.9 | 100 | 30 | 7 | 13.8(12.42) | 8.05(7.24) | R90 |
| LVS808040-1R0□-N | 1.0 | 100 | 30 | 7.5 | 13.0(11.70) | 7.95(7.15) | 1R0 |
| LVS808040-1R4□-N | 1.4 | 100 | 30 | 9 | 10.8(9.72) | 7.8(7.02) | 1R4 |
| LVS808040-1R5□-N | 1.5 | 100 | 30 | 9.5 | 10.08(9.07) | 7.7(6.93) | 1R5 |
| LVS808040-2R0□-N | 2.0 | 100 | 20, 30 | 11 | 9.6(8.64) | 7.4(6.66) | 2R0 |
| LVS808040-2R2□-N | 2.2 | 100 | 20, 30 | 11.5 | 9.2(8.28) | 7.2(6.48) | 2R2 |
| LVS808040-2R5□-N | 2.5 | 100 | 20, 30 | 13 | 8.2(7.38) | 6.3(5.67) | 2R5 |
| LVS808040-3R3□-N | 3.3 | 100 | 20, 30 | 15 | 7.5(6.75) | 6.0(5.40) | 3R3 |
| LVS808040-4R7□-N | 4.7 | 100 | 20, 30 | 18 | 6.0(5.40) | 5.5(4.95) | 4R7 |
| LVS808040-5R6□-N | 5.6 | 100 | 20, 30 | 23 | 5.7(5.13) | 5.2(4.68) | 5R6 |
| LVS808040-6R8□-N | 6.8 | 100 | 20, 30 | 25 | 5.4(4.86) | 5.1(4.59) | 6R8 |
| LVS808040-100□-N | 10 | 100 | 20, 30 | 38 | 4.3(3.87) | 3.8(3.42) | 100 |
| LVS808040-120□-N | 12 | 100 | 20, 30 | 45 | 3.8(3.42) | 3.5(3.15) | 120 |
| LVS808040-150□-N | 15 | 100 | 20, 30 | 50 | 3.6(3.24) | 3.2(2.88) | 150 |
| LVS808040-180□-N | 18 | 100 | 20, 30 | 68 | 3.1(2.79) | 2.7(2.43) | 180 |
| LVS808040-220□-N | 22 | 100 | 20, 30 | 80 | 2.8(2.52) | 2.6(2.34) | 220 |
| LVS808040-330□-N | 33 | 100 | 20, 30 | 110 | 2.3(2.07) | 2.0(1.80) | 330 |
| LVS808040-470□-N | 47 | 100 | 20, 30 | 160 | 1.9(1.71) | 1.75(1.57) | 470 |
| LVS808040-680□-N | 68 | 100 | 20, 30 | 240 | 1.7(1.53) | 1.45(1.30) | 680 |
| LVS808040-101□-N | 100 | 100 | 20, 30 | 340 | 1.4(1.26) | 1.10(0.99) | 101 |
| LVS808040-121□-N | 120 | 100 | 20, 30 | 425 | 1.1(0.99) | 1.0(0.90) | 121 |
| LVS808040-151□-N | 150 | 100 | 20, 30 | 480 | 1.0(0.90) | 0.9(0.81) | 151 |
| LVS808040-221□-N | 220 | 100 | 20, 30 | 670 | 0.94(0.84) | 0.60(0.54) | 221 |
| LVS808040-271□-N | 270 | 100 | 20, 30 | 900 | 0.83(0.74) | 0.55(0.49) | 271 |
| LVS808040-821□-N | 820 | 100 | 20, 30 | 2800 | 0.40(0.36) | 0.38(0.34) | 821 |

- When ordering, please specify tolerance and packaging codes
- Tolerance : T = ±30% , M = ±20%
- L : Agilent/HP4284A+ Agilent/HP16334A, 100KHz, 1V
- RDC : Digital Milliohm Meter Chroma 16502, or equivalent
- Isat & Irms : Agilent/HP4284A, 100KHz, 1V
- Isat for Inductance drop 30% from its value without current
- Irms for a 40°C rise above 25°C ambient
- Operating temperature range from -40°C to 125°C . (Including self - temperature rise)

Test Instruments : HP4284A Material/Impedance Analyzer

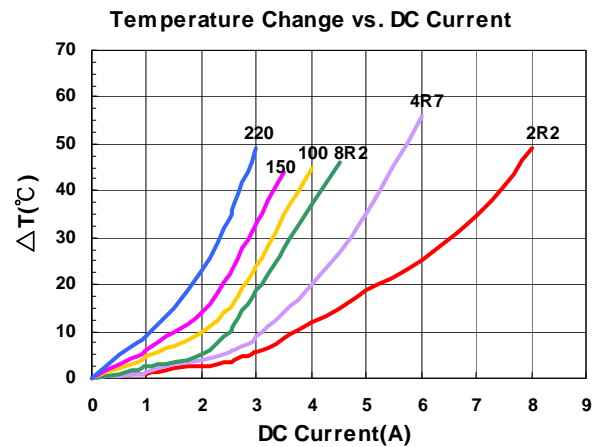


Electrical Characteristics

| Part Number | Inductance (uH) | Test Frequency (KHz) | Tolerance (±%) | RDC (mΩ) Max | Isat (A) Typ. (Max) | Irms (A) Typ. (Max) | Marking |
|-------------------|-----------------|----------------------|----------------|--------------|---------------------|---------------------|---------|
| LVS808040L-1R0□-N | 1.0 | 100 | 30 | 10 | 9.5(8.55) | 8.5(7.65) | 1R0 |
| LVS808040L-2R2□-N | 2.2 | 100 | 20,30 | 12 | 7.2(6.48) | 7.3(6.57) | 2R2 |
| LVS808040L-3R3□-N | 3.3 | 100 | 20,30 | 19 | 5.6(5.04) | 6.0(5.40) | 3R3 |
| LVS808040L-4R7□-N | 4.7 | 100 | 20,30 | 22 | 4.4(3.96) | 5.0(4.50) | 4R7 |
| LVS808040L-8R2□-N | 8.2 | 100 | 20,30 | 37 | 3.6(3.24) | 3.8(3.42) | 8R2 |
| LVS808040L-100□-N | 10 | 100 | 20,30 | 42 | 3.1(2.79) | 3.5(3.15) | 100 |
| LVS808040L-150□-N | 15 | 100 | 20,30 | 58 | 2.5(2.25) | 3.0(2.70) | 150 |
| LVS808040L-220□-N | 22 | 100 | 20,30 | 85 | 2.0(1.80) | 2.5(2.25) | 220 |

- When ordering, please specify tolerance and packaging codes
- Tolerance : T = ±30% , M = ±20%
- L : Agilent/HP4284A+ Agilent/HP16334A, 100KHz, 1V
- RDC : Digital Milliohm Meter Chroma 16502, or equivalent
- Isat & Irms : Agilent/HP4284A, 100KHz, 1V
- Isat for Inductance drop 30% from its value without current
- Irms for a 40°C rise above 25°C ambient
- Operating temperature range from -40°C to 125°C. (Including self - temperature rise)

Test Instruments : HP4284A Material/Impedance Analyzer



Packaging Specifications

Tape Dimensions

Figure 1



Reel Dimensions

Figure 1



Tape Dimensions

Figure 2



Reel Dimensions

Figure 2



Dimensions in mm

| TYPE | Fig | Tape Dimensions | | | | | | | | | | Reel Dimensions | | | | | Quantity PCS / Reel |
|-----------|-----|-----------------|------|------|------|------|-----|-----|----|----|----|-----------------|-----|----|------|-----|------------------------|
| | | A0 | B0 | K0 | D | E | F | W | P | P0 | P2 | A | B | C | D | E | |
| LVS201610 | 1 | 1.80 | 2.20 | 1.15 | 1.55 | 1.75 | 3.5 | 8.1 | 4 | 4 | 2 | 180 | 60 | 13 | 14.4 | 8.4 | 2000 |
| LVS252010 | 1 | 2.30 | 2.70 | 1.15 | 1.55 | 1.75 | 3.5 | 8.1 | 4 | 4 | 2 | 180 | 60 | 13 | 14.4 | 8.4 | 2000 |
| LVS252012 | 1 | 2.30 | 2.70 | 1.30 | 1.55 | 1.75 | 3.5 | 8.1 | 4 | 4 | 2 | 180 | 60 | 13 | 14.4 | 8.4 | 2000 |
| LVS303010 | 1 | 3.20 | 3.20 | 1.40 | 1.55 | 1.75 | 3.5 | 8.0 | 4 | 4 | 2 | 180 | 60 | 13 | 14.4 | 8.4 | 2000 |
| LVS303012 | 1 | 3.20 | 3.20 | 1.40 | 1.55 | 1.75 | 3.5 | 8.0 | 4 | 4 | 2 | 180 | 60 | 13 | 14.4 | 8.4 | 2000 |
| LVS303015 | 1 | 3.15 | 3.15 | 1.60 | 1.55 | 1.75 | 3.5 | 8.0 | 4 | 4 | 2 | 180 | 60 | 13 | 14.4 | 8.4 | 2000 |
| LVS404012 | 2 | 4.25 | 4.25 | 1.30 | 1.55 | 1.75 | 5.5 | 12 | 8 | 4 | 2 | 180 | 60 | 13 | 13.2 | - | 1000 |
| LVS404018 | 2 | 4.25 | 4.25 | 2.10 | 1.55 | 1.75 | 5.5 | 12 | 8 | 4 | 2 | 180 | 60 | 13 | 13.2 | - | 800 |
| LVS404026 | 2 | 4.25 | 4.25 | 3.00 | 1.55 | 1.75 | 5.5 | 12 | 8 | 4 | 2 | 180 | 60 | 13 | 13.2 | - | 500 |
| LVS505020 | 2 | 5.25 | 5.25 | 2.20 | 1.55 | 1.75 | 5.5 | 12 | 8 | 4 | 2 | 330 | 100 | 13 | 13.4 | - | 2000 |
| LVS505040 | 2 | 5.20 | 5.20 | 4.20 | 1.55 | 1.75 | 5.5 | 12 | 8 | 4 | 2 | 330 | 100 | 13 | 13.4 | - | 1500 |
| LVS606020 | 2 | 6.25 | 6.25 | 2.20 | 1.55 | 1.75 | 7.5 | 16 | 12 | 4 | 2 | 330 | 100 | 13 | 17.4 | - | 2000 |
| LVS606028 | 2 | 6.25 | 6.25 | 3.00 | 1.55 | 1.75 | 7.5 | 16 | 12 | 4 | 2 | 330 | 100 | 13 | 17.4 | - | 1500 |
| LVS606045 | 2 | 6.25 | 6.25 | 4.65 | 1.55 | 1.75 | 7.5 | 16 | 12 | 4 | 2 | 330 | 100 | 13 | 17.4 | - | 1000 |
| LVS808040 | 2 | 8.25 | 8.25 | 4.15 | 1.55 | 1.75 | 7.5 | 16 | 12 | 4 | 2 | 330 | 100 | 13 | 17.4 | - | 1000 |

X-ON Electronics

Largest Supplier of Electrical and Electronic Components

Click to view similar products for [Fixed Inductors](#) category:

Click to view products by [Chilisin](#) manufacturer:

Other Similar products are found below :

[CR43NP-680KC](#) [CR54NP-470LC](#) [CR54NP-820KC](#) [CR54NP-8R5MC](#) [70F224AI](#) [MGDQ4-00004-P](#) [MHL1ECTTP18NJ](#) [MHQ1005P10NJ](#)
[MHQ1005P1N0S](#) [MHQ1005P2N4S](#) [MHQ1005P3N6S](#) [MHQ1005P5N1S](#) [MHQ1005P8N2J](#) [PE-51506NL](#) [PE-53601NL](#) [PE-53602NL](#) [PE-](#)
[53630NL](#) [PE-53824SNLT](#) [PE-92100NL](#) [PG0434.801NLT](#) [PG0936.113NLT](#) [9220-20](#) [9310-16](#) [PM06-2N7](#) [PM06-39NJ](#) [A01TK](#) [1206CS-](#)
[471XJ](#) [HC2LP-R47-R](#) [HC2-R47-R](#) [HC3-2R2-R](#) [HC3-R50-R](#) [HC8-1R2-R](#) [HCF1305-3R3-R](#) [1206CS-151XG](#) [RCH664NP-140L](#) [RCH664NP-](#)
[4R7M](#) [RCH8011NP-221L](#) [RCP1317NP-332L](#) [RCP1317NP-391L](#) [RCR1010NP-470M](#) [RCR110DNP-331L](#) [DH2280-4R7M](#) [DS1608C-106](#)
[ASPI-4020HI-R10M-T](#) [B10TJ](#) [B82498B3101J000](#) [ELJ-RE27NJF2](#) [1812CS-153XJ](#) [1812CS-183XJ](#) [1812CS-223XJ](#)