



ISO9001 & ISO14001 & TS16949 **CHILISIN ELECTRONICS CORP.**

RoHS & Halogen Free & REACH Compliance.

SPECIFICATION FOR APPROVAL

Customer : _____

Customer P/N: _____

Drawing No : _____

Quantity : **0** **Pcs.** **Date :** **2017/12/12**

Chilisin P/N : **MHCD201610C-R47M-A8LDH**

SPECIFICATION	
ACCEPTED BY:	
COMPONENT ENGINEER	
ELECTRICAL ENGINEER	
MECHANICAL ENGINEER	
APPROVED	
REJECTED	

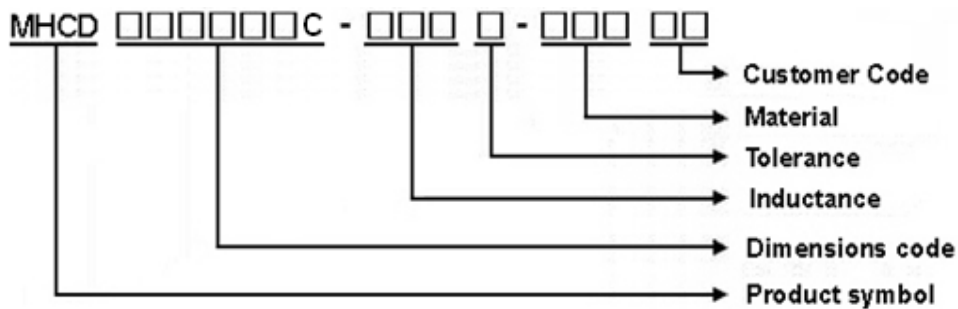
<p>奇力新電子股份有限公司 Chilisin Electronics Corp No. 29, Alley 301, Tehhsin Rd., Hukou, Hsinchu 303, Taiwan TEL : +886-3- 599-2646 FAX : +886-3- 599-9176 E-mail : sales@chilisin.com http : //www.chilisin.com</p>	<p>東莞奇力新電子有限公司 Chilisin Electronics (Dongguan) Co., Ltd. No. 78, Puxing Rd., Yuliangwei Administration Area, Qingxi Town, Dongguan City, Guangdong, China TEL : +86-769-8773-0251~3 FAX : +86-769-8773-0232 E-mail : cect@chilisin.com</p>
<p>奇力新電子(河南)有限公司 Chilisin Electronics (Henan) Co., Ltd. XiuWu Xian, industry gathering area JiaoZuo, Henan China Postal Code:454350 TEL:+86-391-717-0682 FAX:+86-391-717-0666</p>	<p>蘇州奇益新電子有限公司 SUZHOU QI YIXIN Electronics Co., Ltd. Co.No 179 chang jiang Road New District.Suzhou.China Postal Code:215129 TEL:+86-512-6841-2350 FAX:+86-512-6841-2356</p>

Drawn by 張鈺雯 chang.yuwen	Checked by 張鈺雯 chang.yuwen	Approved by 鍾瑞民 jacky.chung
------------------------------------	--------------------------------------	---------------------------------------

MHCD201610C Series Specification

1 Scope: This specification applies to Molding power inductors

2 Part Numbering:



3 Rating:

Operating Temperature: $-40^{\circ}\text{C} \sim 125^{\circ}\text{C}$ (Including self - temperature rise)

Storage Temperature: $-40^{\circ}\text{C} \sim 125^{\circ}\text{C}$ (after PCB)

$-5^{\circ}\text{C} \sim 35^{\circ}\text{C}$, Humidity 45% ~ 85% (before PCB)

4 Marking:

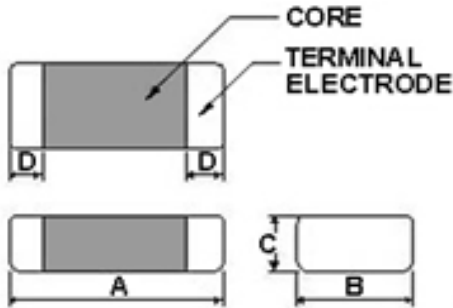
No Marking

5 Standard Testing Condition

	Unless otherwise specified	In case of doubt
Temperature	Ordinary Temperature(15 to 35°C)	20 to 30°C
Humidity	Ordinary Humidity(25 to 85% RH)	50 to 80 %RH

MHCD201610C Series Specification

6 Configuration and Dimensions:



Dimensions in mm

TYPE	MHCD201610C
A	2.0±0.2
B	1.6±0.2
C	1.0Max.
D	0.5±0.3

7 Electrical Characteristics:

Part No.	Inductance (uH)	Tolerance (±%)	Test Freq.	I _{rms} (A) Max.(Typ)	I _{sat} (A) Max.(Typ)	RDC(mΩ) Max.(Typ)
MHCD201610C-R47M-A8LDH	0.47	20	2MHz,0.2V	3.3(3.8)	3.5(4.2)	26(22)

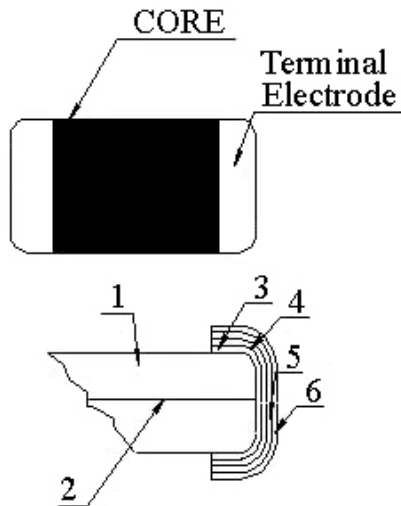
NOTE:

1. Operating temperature range - 40°C ~ 125°C (Including self - temperature rise)
2. I_{sat} for Inductance drop 30% from its value without current.
3. I_{rms} for a 40°C temperature rise from 25°C ambient.
4. All test data is referenced to 25°C ambient
5. Absolute maximum voltage 25VDC

MHCD201610C Series Specification

8 MHCD201610C Series

8.1 Construction:



8.2 Material List:

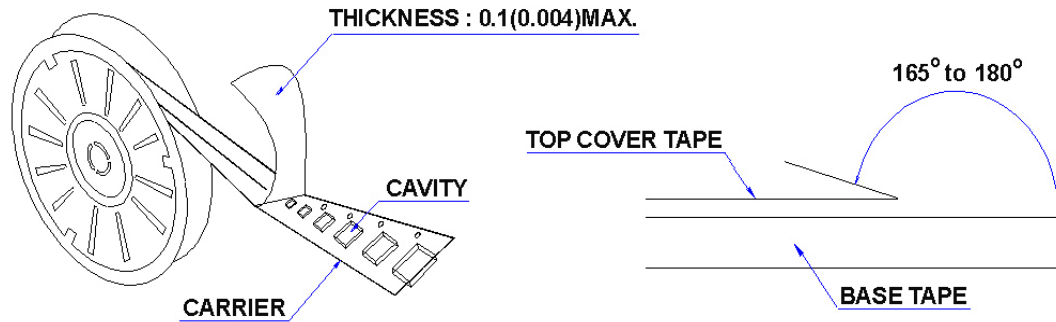
No	Part	Material
1	Core	Metal Powder
2	Wire	Copper wire
3	Sputter/Plating	Cu
4	Silver Electrode	Ag
5	Plating	Ni
6	Plating	Sn

MHCD201610C Series Specification

9 Packaging:

9.1 Packaging -Cover Tape

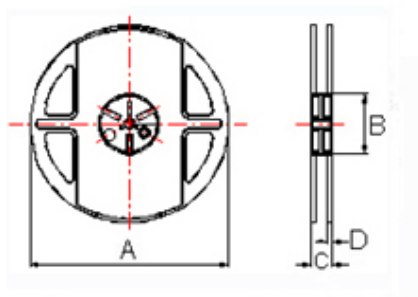
The force for tearing off cover tape is 10 to 100 grams in the arrow direction.



9.2 Packaging Quantity

TYPE	PCS/REEL
MHCD201610C	3000

9.3 Reel Dimensions



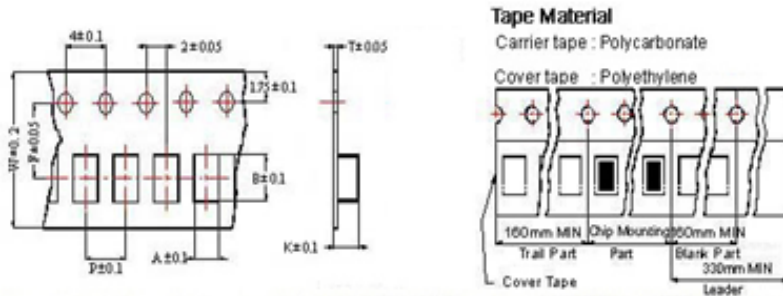
Dimensions in mm

TYPE	A	B	C	D
MHCD201610C	178	60	12	1.5

MHCD201610C Series Specification

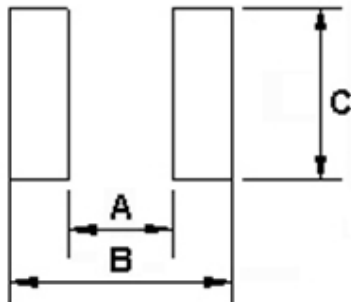
9 Packaging:

9.4 Tape Dimensions in mm



TYPE	A	B	T	W	P	F	K
MHCD201610C	1.80	2.20	0.22	8	4	3.5	1.15

10 Recommended Land Pattern:



Dimensions in mm

TYPE	A	B	C
MHCD201610C	0.7	2.3	1.8

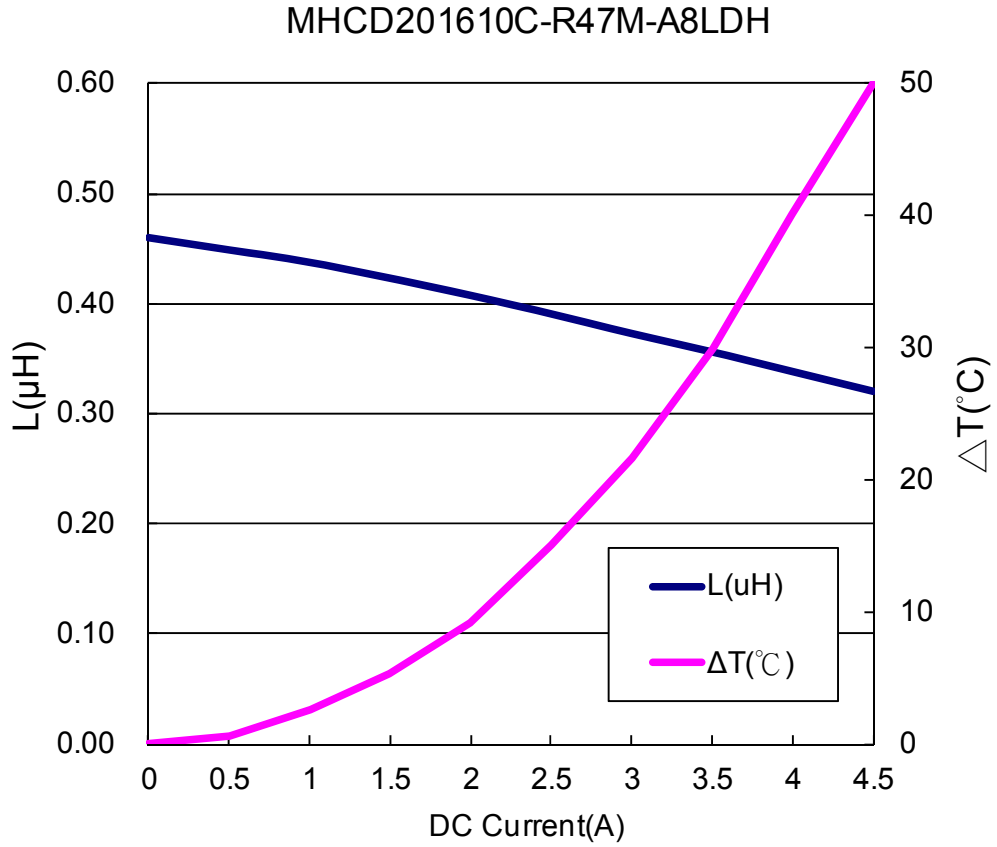
11 Note:

- Please make sure that your product has been evaluated and confirmed against your specifications when our product is mounted to your product.
- Do not knock nor drop.
- All the items and parameters in this product specification have been prescribed on the premise that our product is used for the purpose, under the condition and in the environment agreed upon between you and us. You are requested not to use our product deviating from such agreement.
- Please keep the distance between transformer/coil and other components (refer to the standard IEC 950)
- After manufacturing process, there might be slight irregular shape on the edge of the products, and it's a normal phenomenon that can be neglected
- The moisture sensitivity level (MSL) of products is classified as level 1.



MHCD201610C Series Specification

12 Graph:



X-ON Electronics

Largest Supplier of Electrical and Electronic Components

Click to view similar products for [Fixed Inductors](#) category:

Click to view products by [Chilisin](#) manufacturer:

Other Similar products are found below :

[CR32NP-100KC](#) [CR54NP-470LC](#) [70F224AI](#) [MGDQ4-00004-P](#) [MHQ1005P10NJ](#) [MHQ1005P1N0S](#) [MHQ1005P2N4S](#) [MHQ1005P3N6S](#)
[MHQ1005P5N1S](#) [MHQ1005P8N2J](#) [PE-53601NL](#) [PE-53602NL](#) [PG0936.113NLT](#) [9220-20](#) [9310-16](#) [PM06-2N7](#) [PM06-39NJ](#) [A01TK](#)
[1206CS-471XJ](#) [HC2-R47-R](#) [HC8-1R2-R](#) [HCF1305-3R3-R](#) [1206CS-151XG](#) [RCH664NP-140L](#) [RCH664NP-4R7M](#) [RCP1317NP-391L](#)
[RCR110DNP-331L](#) [DH2280-4R7M](#) [DS1608C-106](#) [B10TJ](#) [B82498B3101J000](#) [ELJ-RE27NJF2](#) [1812CS-153XJ](#) [1812CS-183XJ](#) [1812CS-](#)
[223XJ](#) [1812LS-104XJ](#) [1812LS-105XJ](#) [1812LS-124XJ](#) [1812LS-154XJ](#) [1812LS-223XJ](#) [1812LS-224XJ](#) [1812LS-563XJ](#) [1812LS-683XJ](#)
[1812LS-824XJ](#) [NIN-FB101JTR110F](#) [NIN-FB471JTR62F](#) [NIN-FC1R5JTR220F](#) [NIN-HCR15JTRF](#) [NIN-HCR33JTRF](#) [NIN-HDR22JTRF](#)