




CFM130M SERIES

130 WATT MEDICAL AC-DC POWER SUPPLY WITH PFC



Features

- * Universal Input 80~264Vac
- * 2"x 3" Open Frame Compact Size
- * 100W with Natural Convection
- * 130W with Fan-Cooled
- * No Load Input Power Consumption < 150mW
- * Active PFC Function
- * High Efficiency up to 94%
- * Continuous Short Circuit Protection
- * Meets 2 MOPP IEC/EN60335-1
- * EMI Safety Meets Class I & Class II
- * Operating Altitude 5000m



Ordering information

CFM130MXXX- X

Blank: WAFER

B: Base Cooling

C: with Cover

MODEL	OUTPUT VOLTAGE	OUTPUT CURRENT		RIPPLE & NOISE NOTE 2	VOLTAGE ACCURACY NOTE 1	LINE REGULATION NOTE 3	LOAD REGULATION NOTE 4	% EFF. (typ.) NOTE 5
		Natural Convection	Fan Cooled NOTE 7					
CFM130M120	12V	8.34A	10.8A	1%	±2%	±0.5%	±1%	93%
CFM130M240	24V	4.2A	5.4A	1%	±2%	±0.5%	±1%	93%
CFM130M360	36V	2.8A	3.6A	1%	±2%	±0.5%	±1%	94%
CFM130M480	48V	2.1A	2.7A	1%	±2%	±0.5%	±1%	94%

Specifications Specifications

INPUT SPECIFICATIONS:

Voltage 80~264Vac
 Frequency 47 to 63Hz
 Inrush Current Cold start @25°C 100A max. @240Vac
 Input Current 100Vac/1.5A max., 240Vac/0.8Amax.
 Leakage Current 100uA max.

OUTPUT SPECIFICATIONS:

Holdup Time 20ms min. @115Vac
 Short Circuit Protection Hiccup Mode (Auto Recover)
 Over Voltage Protection Auto Recover
 Temperature Coefficient ±0.05%/°C max.

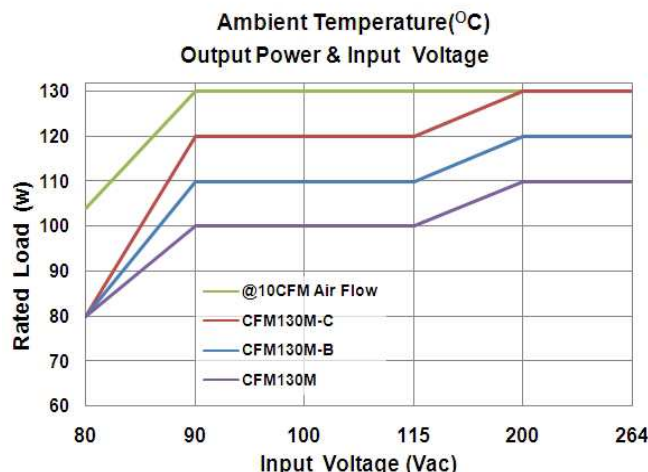
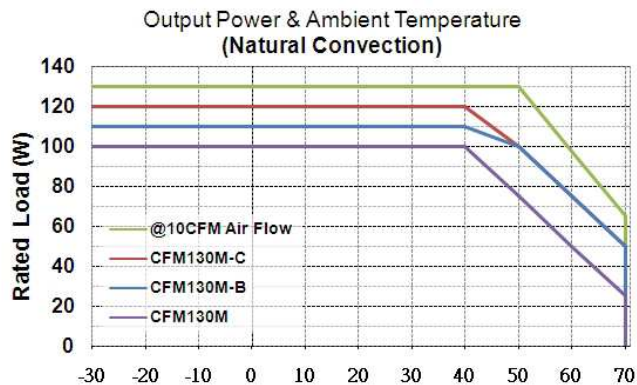
GENERAL SPECIFICATIONS:

Isolation Input to output = 4000VAC
 Operating Temperature -30 ~ 70°C (See Derating Curve)
 Storage Temperature -40 ~ 85°C
 Humidity 93% RH max. Non condensing
 Cooling Natural Convection@100W, 10CFM Air Flow@130W
 Switching Frequency 105 KHz Typical
 MTBF MIL-HDBK-217F, GB, 25°C/115VAC 400 Khrs min.
 Altitude 5000m
 Dimensions 3.000x2.000x1.20 inches (76.2x50.8x30.5mm)
 -B 3.598x2.000x1.299 inches (91.4x50.8x33.0mm)
 -C 3.598x2.520x1.358 inches (91.4x64.0x34.5mm)
 Weight 135g, 170g(-B), 218g(-C)

SAFETY AND EMC:

Emission and Immunity (Ed. 4.0) EN55011 Class B, IEC61000-3-2
 IEC61000-4-2, 3, 4, 5, 6, 8, 11, IEC61000-3-3, FCC Part 18 Class B(note 7)
 Safety (Ed. 3.1) Class I, Class II, IEC60601-1, EN60601-1
 UL ANSI/AAMI ES60601-1

CFM130M Series Derating Curve

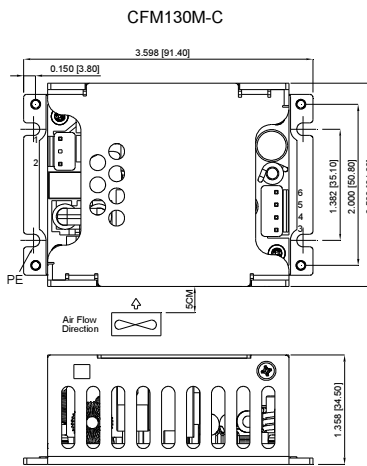
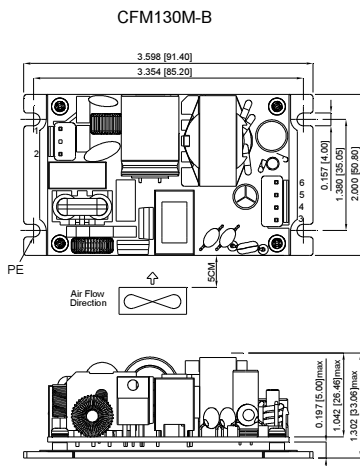
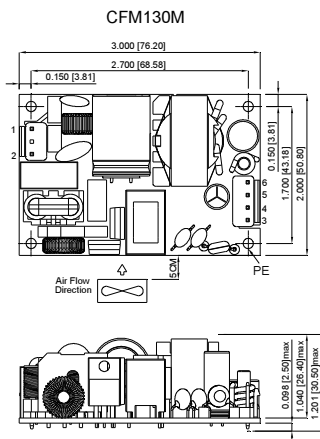


NOTE:

1. Voltage accuracy is set at full load.
2. Add a 0.1uF ceramic capacitor and a 10uF E.L. capacitor to output for ripple & noise measuring @20MHz BW.
3. Line regulation is measured from 100Vac to 240Vac with full load.
4. Load regulation is measured from 10% to 100% full load.
5. Typical efficiency at 230 VAC and full load at 25°C.
6. Standard input and output connectors (CN1 and CN2) wafer with TAIWAN KING PIN TERMINAL PVHI series and mate with JST housing XH series or equivalent.
7. Requires 10CFM.

Mechanical Specification

All Dimensions In Inches[mm]
 Tolerance Inches.xxx= ± 0.02
 Millimeters: x.xx = ± 0.5



Pin	Function
1	ACL
2	ACN
3	-Vout
4	-Vout
5	+Vout
6	+Vout

Typical at 25°C, nominal line and 75% load, unless otherwise Specified

X-ON Electronics

Largest Supplier of Electrical and Electronic Components

Click to view similar products for [Switching Power Supplies](#) category:

Click to view products by [Cincon](#) manufacturer:

Other Similar products are found below :

[70841011](#) [73-551-0005](#) [73-551-0048](#) [PS3E-B12F](#) [PS3E-E12F](#) [AAD600S-4-OP](#) [R22095](#) [KD0204](#) [9021](#) [LDIN100150](#) [LPM000-BBAR-01](#)
[LPX17S-C](#) [EVS57-10R6/R](#) [FP80](#) [FRV7000G](#) [22929](#) [PS3E-F12F](#) [CQM1IA121](#) [40370121900](#) [VI-PU22-EXX](#) [40370121910](#) [LDIN5075](#)
[LPM615-CHAS](#) [LPX140-C](#) [09-160CFG](#) [70841025](#) [VPX3000-CBL-DC](#) [VI-LUL-IU](#) [LPM000-BBAR-05](#) [LPM000-BBAR-08](#) [LPM124-](#)
[OUTA1-48](#) [LPM000-BBAR-07](#) [LPM109-OUTA1-10](#) [LPM616-CHAS](#) [08-30466-1055G](#) [08-30466-2175G](#) [08-30466-2125G](#) [DMB-EWG](#)
[TVQF-1219-18S](#) [6504-226-2101](#) [CQM1IPS01](#) [SP-300-5](#) [CQM1-IPS02](#) [VI-MUL-ES](#) [22829](#) [08-30466-0065G](#) [VI-RU031-EWWX](#) [08-30466-](#)
[0028G](#) [EP3000AC48INZ](#) [VP-C2104853](#)