



# CFM200M SERIES

## 200 WATT MEDICAL AC-DC POWER SUPPLY WITH PFC



### Features

- \* Universal Input Range 90~264Vac
- \* 2"x 4" Open Frame/CFM200M
- \* 180W with Natural Convection @220Vac/CFM200M
- \* 200W with Natural Convection @220Vac/CFM200MXXXC
- \* Active PFC Meets EN61000-3-2
- \* No Load Power Consumption<0.3W
- \* High Power Density Up to 16.9W/Inch<sup>3</sup>/CFM200M
- \* +12V Fan Output
- \* High Efficiency up to 93.5%
- \* Meet Class II & Class I
- \* Meets 2 MOPP



CFM200MXXXC (Covered type)



CFM200MXXX (Open Frame type)

MODEL	VOLTAGE OUTPUT	OUTPUT CURRENT	RIPPLE & NOISE NOTE 1	VOLTAGE ACCURACY NOTE 2	LINE REG. NOTE 3	LOAD REG. NOTE 4	%EFF. (Typ) NOTE 5
<b>Main Output Voltage</b>							
CFM200M120	+12V	16.67A	150mVp-p	±2.0%	±0.5%	±1%	92%
CFM200M240	+24V	8.33A	240mVp-p	±2.0%	±0.5%	±1%	93.5%
CFM200M480	+48V	4.17A	480mVp-p	±2.0%	±0.5%	±1%	93%
<b>Fan Output Voltage</b>							
All	+12V	0.5A NOTE 6	—	—	—	—	—

Typical at 25°C, 230Vac and 60% rated load, unless otherwise specified

## Specifications

### INPUT SPECIFICATIONS:

AC Input Voltage ..... 90~264Vac  
 Frequency ..... 47 to 63Hz  
 Inrush Current ..... 100A max. @240Vac  
 Leakage Current (Earth) ..... 260uA typ., 300uA max.  
 Touch Current (CFM200MXXXC) ..... 75uA typ., 100uA max.

### OUTPUT SPECIFICATIONS:

Total Rated Output Power ..... 200W  
 Hold-up Time ..... 10ms typ.  
 Over Voltage Protection ..... Recycle AC input to restart  
 Short Circuit Protection ..... Hiccup mode(Auto Recovery)  
 Temperature Coefficient .....  $\pm 0.05\%/^{\circ}\text{C}$

### GENERAL SPECIFICATIONS:

Isolation ..... Input to output = 4000VAC  
 Over Temperature Protection ..... Auto Recovery  
 Operating Temperature ..... - 20 ~ 80°C (see Derating Curve)  
 Storage Temperature ..... -40~85°C  
 Humidity ..... 93% RH max. Non condensing  
 Switching Frequency ..... 85KHz Typical  
 MTBF ..... MIL-HDBK-217F, GB, 25°C/115VAC ..... 279Khrs typ.  
 Altitude ..... 3000m  
 Dimensions  
 Open frame versions ..... 4.000x2.000x1.480 Inches(101.60x50.80x37.60mm)  
 Covered versions ..... 4.606x2.441x1.575 Inches (117.00x62.00x40.00mm)  
 Weight  
 Open frame versions ..... 253g (0.558 Pounds)  
 Covered versions ..... 314g (0.692 Pounds)

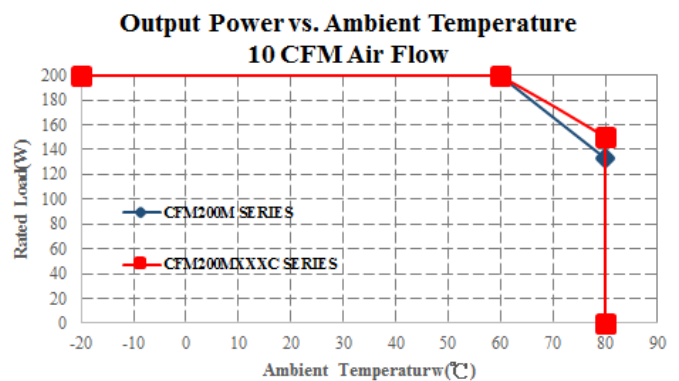
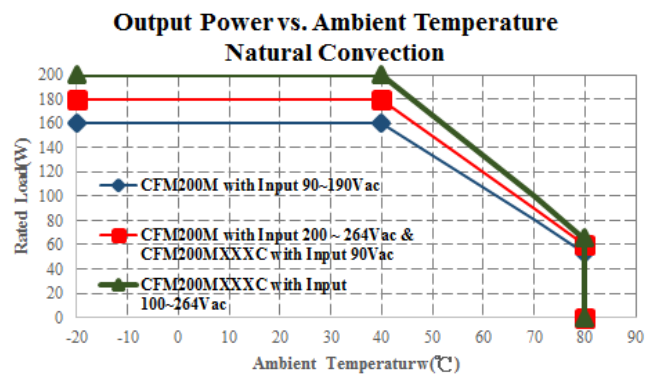
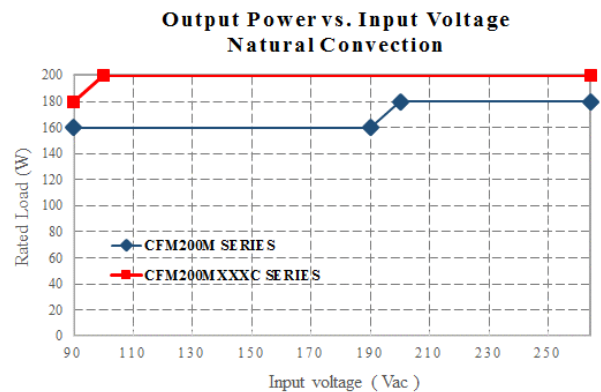
### SAFETY AND EMC:

Emission and Immunity (Ed. 4.0) .... EN55011 Class B, FCC CFR 47 pat 18  
 IEC61000-3-2, 3, IEC61000-4-2, 3, 4, 5, 6, 8, 11  
 Safety (Ed. 3.1) ..... IEC60601-1:2005+A1:2012  
 EN60601-1:2006+A11:2011+A1+A12, UL ANSI/AAMI ES60601-1

### NOTE:

1. Add a 0.1uF ceramic capacitor and a 47uF E.L. capacitor to output for ripple & noise measuring @20MHz BW.
2. Voltage accuracy is set at 60% rated load and 25°C Ta.
3. Line regulation is measured from High Line to Low Line with rated load.
4. Load regulation is measured from full to 10% rated.
5. Typical efficiency at 230 VAC and full load at 25°C.
6. 12V/0.3A with nature convection; 12V/0.5A with 10 CFM air flow, tolerance  $\pm 10\%$  at main output 10-100% full load.
7. Need an external 1mH choke at input for Class II type to pass EN55011 Class B.
8. Input connectors (CN1) wafer with TAIWAN KING PIN TERMINAL PVHI series and mate with JST Housing VHR series or equivalent.
9. Fan output connector wafer with TOWNES ENTERPRISE 2001BW series and mate with JST Housing PHR series and JST SPH series crimp terminal or equivalent.
10. Output connectors (Vo+ & Vo- with M3 screw) mate with round terminal and round terminal of the max outer diameter is 6.75mm, max inner diameter is 3.9mm.

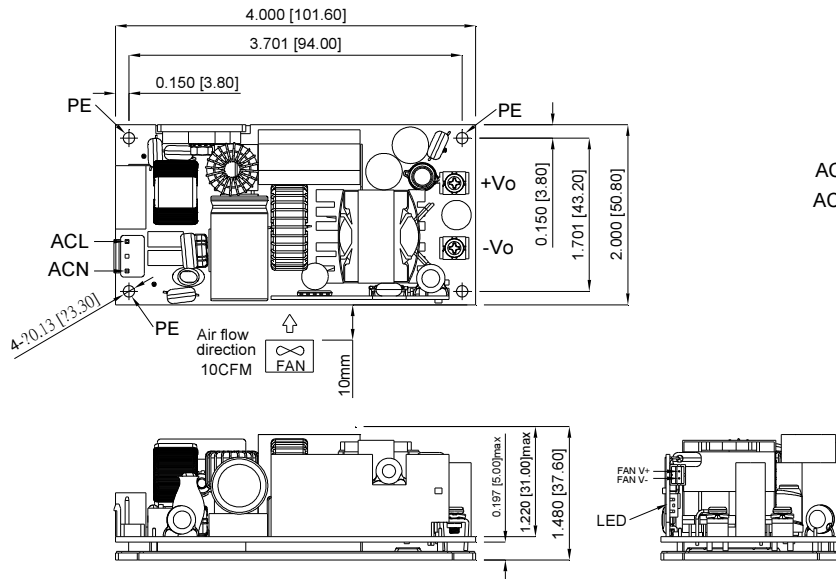
## CFM200M Series De-rating Curve



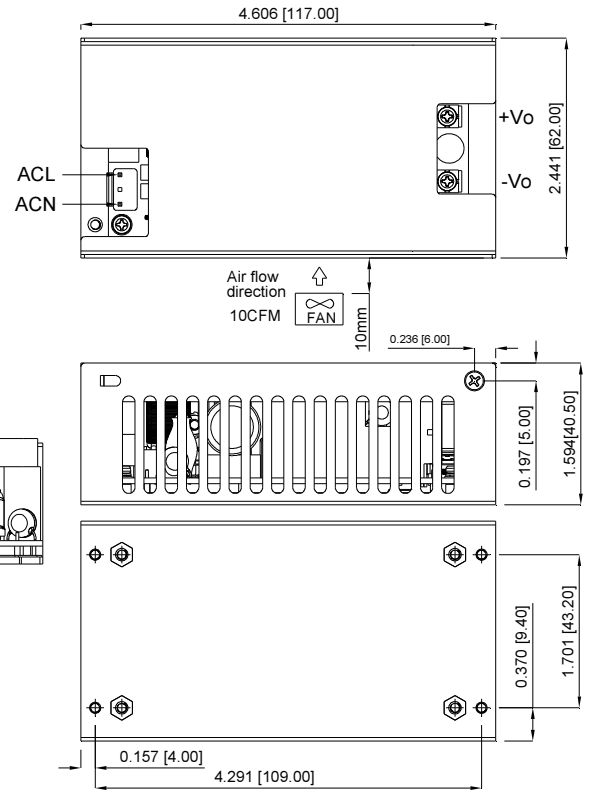
# Mechanical Specification

All Dimensions In Inches(mm)  
 Tolerance Inches:x,xxx=±0.02  
 Millimeters:x,xx=±0.5

CFM200MXXX



CFM200MXXXC



## X-ON Electronics

Largest Supplier of Electrical and Electronic Components

*Click to view similar products for [Switching Power Supplies](#) category:*

*Click to view products by [Cincon](#) manufacturer:*

Other Similar products are found below :

[70841011](#) [73-551-0005](#) [73-551-0048](#) [PS3E-B12F](#) [PS3E-E12F](#) [AAD600S-4-OP](#) [R22095](#) [KD0204](#) [9021](#) [LDIN100150](#) [LPM000-BBAR-01](#)  
[LPX17S-C](#) [EVS57-10R6/R](#) [FP80](#) [FRV7000G](#) [22929](#) [PS3E-F12F](#) [CQM1IA121](#) [40370121900](#) [VI-PU22-EXX](#) [40370121910](#) [LDIN5075](#)  
[LPM615-CHAS](#) [LPX140-C](#) [09-160CFG](#) [70841025](#) [VPX3000-CBL-DC](#) [VI-LUL-IU](#) [LPM000-BBAR-05](#) [LPM000-BBAR-08](#) [LPM124-](#)  
[OUTA1-48](#) [LPM000-BBAR-07](#) [LPM109-OUTA1-10](#) [LPM616-CHAS](#) [08-30466-1055G](#) [08-30466-2175G](#) [08-30466-2125G](#) [DMB-EWG](#)  
[TVQF-1219-18S](#) [6504-226-2101](#) [CQM1IPS01](#) [SP-300-5](#) [CQM1-IPS02](#) [VI-MUL-ES](#) [22829](#) [08-30466-0065G](#) [VI-RU031-EWWX](#) [08-30466-](#)  
[0028G](#) [EP3000AC48INZ](#) [VP-C2104853](#)