




CFM201S SERIES

200 WATT AC-DC OPEN FRAME WITH PFC



Features

- * Universal Input Range 90 ~ 264Vac
- * Active PFC Meets EN61000-3-2
- * Conductive EMI Meets CISPR/FCC Class B
- * High Efficiency up to 92%
- * Remote Voltage Sense
- * Over Temperature Protection



MODEL	OUTPUT VOLTAGE	OUTPUT CURRENT		RIPPLE & NOISE NOTE1	VOLTAGE ACCURACY NOTE2	LINE REGULATION NOTE3	VOLTAGE ADJ. RANGE	Load REGULATION NOTE4	% EFF. (Typ.) NOTE5
		RATED1	RATED2						
Main Output Voltage									
CFM201S120	+12 V	16.67A	12.5 A	120 mV	± 1%	± 0.5%	11.4~12.6	± 1%	89%
CFM201S240	+24 V	8.34A	6.25 A	150 mV	± 1%	± 0.5%	22.8~25.2	± 1%	90%
CFM201S360	+36 V	5.56A	4.17 A	150 mV	± 1%	± 0.5%	34.2~37.8	± 1%	91%
CFM201S480	+48 V	4.17A	3.13 A	150 mV	± 1%	± 0.5%	45.6~50.4	± 1%	92%
Fan Output Voltage									
All	+12V	0.5 A		120 mV	± 3%	± 1%	--	± 5%	--

1. RATED1: Forced air convection

2. RATED2: Natural convection

Specifications

INPUT SPECIFICATIONS:

AC Input Voltage 90~264Vac
 Input current 100Vac/3A max., 240Vac/1.5A max.
 Frequency 47 to 63Hz
 Inrush Current Cold Start@25°C 100A max. @240Vac
 EMI CISPR/FCC Class B
 Leakage Current 3.5mA max.

OUTPUT SPECIFICATIONS:

Isolation Input to Output = 3000VAC(4,242VDC)
 Hold-up Time 10ms typ@115Vac
 Over Voltage Protection Hiccup mode(Auto Recovery)
 Short Circuit Protection Hiccup mode(Auto Recovery)
 Temperature Coefficient ±0.05%/°C

GENERAL SPECIFICATIONS:

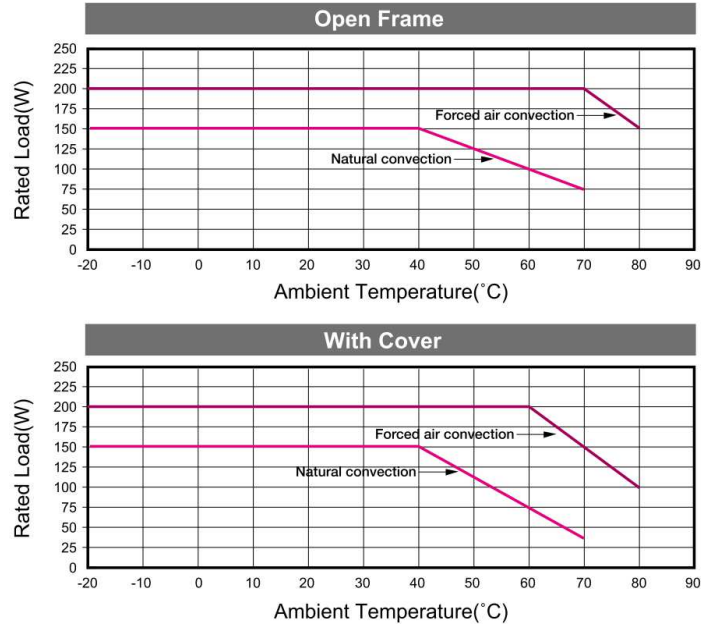
Operating Temperature -20~80°C (see derating curve)
 Storage Temperature -20~85°C
 Over Temperature Protection Auto Recovery
 Humidity 93% RH max. non-condensing
 Altitude 2000m
 Cooling Natural convection for 150W and forced air convection(19CFM FAN) for 200W

Switching Frequency 80~100KHz typ.
 MTBF MIL-HDBK-217F, GB, 25°C/115VAC 120Khrs typ.
 Dimensions
 Open frame versions 5.000x3.000x1.441 inches (127.00x76.20x36.60mm)
 Covered versions 5.354x3.465x1.929 inches (136.00x88.00x49.00mm)
 Weight Open frame versions 400g, Covered versions 500g

SAFETY AND EMC:

Emission and Immunity EN55022 Class B, FCC Part15 Class B
 EN61000-6-3, EN61000-3-2, EN61000-3-3
 EN55024, EN61000-6-1, EN61204-3
 Safety IEC60950-1, EN60950-1, UL60950-1 2nd edition

CFM201S Series Derating Curve



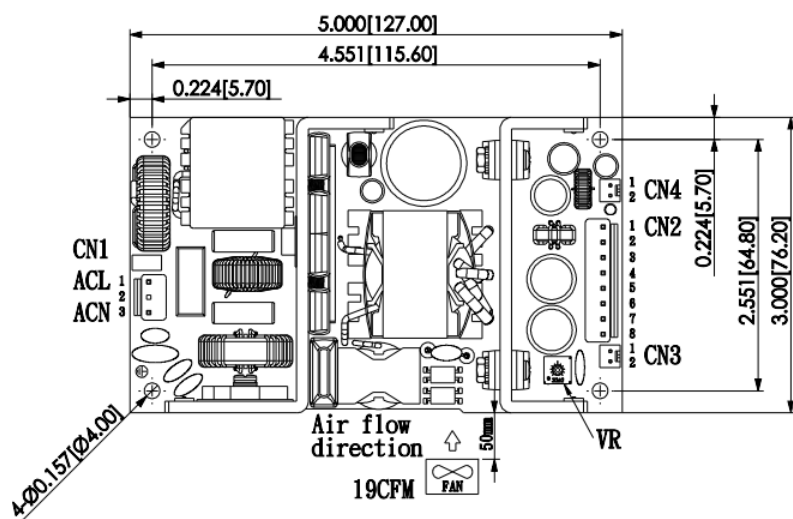
NOTE:

1. Add a 0.1uF ceramic capacitor and a 10uF E.L. capacitor to output for ripple & noise measuring @20MHz BW.
2. Voltage accuracy is set at 60% rated load and 25°C. Ta.
3. Line regulation is measured from high line to low line with rated load.
4. Load regulation is measured from full to 10% load.
5. Typical efficiency at 230 VAC and full load at 25°C.
6. Standard input and output connectors (CN1 and CN2) wafer with TAIWAN KING PIN TERMINAL PVHI series and mate with JST housing VHR series or equivalent.
7. Optional Input and output connectors (CN1 and CN2) wafer with LONG CHU P3060 series and mate with MOLEX housing 5195 series or equivalent.
8. Output connector CN3(Remote voltage sense) mates with MOLEX housing 5051 or equivalent.
9. Output connector CN4(Fan output) mates with MOLEX housing 5051 or equivalent.
10. For covered versions add "C" to model number or order part no. For example CFM201S120 -C, safety approvals do not the covered assembly, only to the open-frame power supply.

Mechanical Specification

All Dimensions are in inches[mm]
 Tolerances: Inches: X.XXX±0.02
 Millimeters: X.XX±0.5

Open Frame Versions

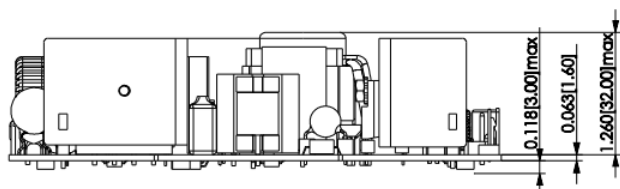


CN1:
PIN CONNECTION

Pin	Function
1	ACL
2	-
3	ACN

CN2:
PIN CONNECTION

Pin	Function	Pin	Function
1	Vout(+)	5	Vout(-)
2	Vout(+)	6	Vout(-)
3	Vout(+)	7	Vout(-)
4	Vout(+)	8	Vout(-)



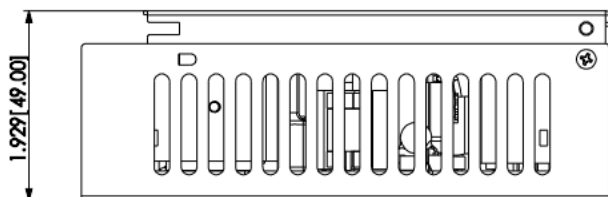
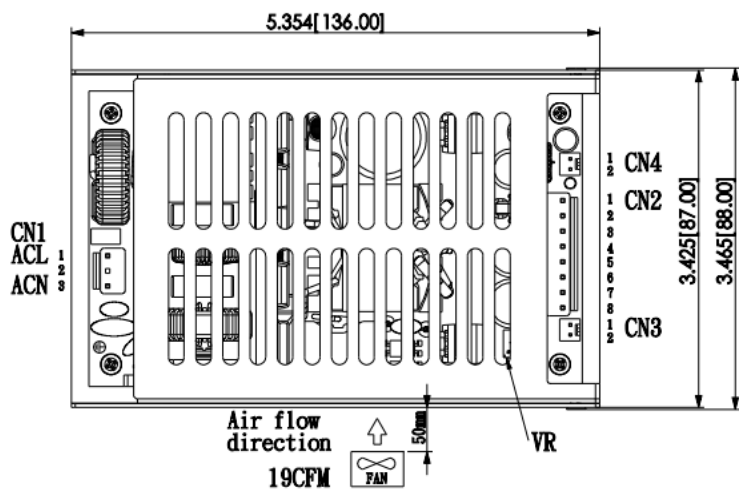
CN3:
PIN CONNECTION

Pin	Function
1	Rs+
2	Rs-

CN4:
PIN CONNECTION

Pin	Function
1	FAN V+
2	FAN V-

Covered Versions (-C)



Typical at 25°C, nominal line and 75% load, unless otherwise Specified.

X-ON Electronics

Largest Supplier of Electrical and Electronic Components

Click to view similar products for [Switching Power Supplies](#) category:

Click to view products by [Cincon](#) manufacturer:

Other Similar products are found below :

[70841011](#) [73-551-0005](#) [73-551-0048](#) [PS3E-B12F](#) [PS3E-E12F](#) [AAD600S-4-OP](#) [R22095](#) [KD0204](#) [9021](#) [LDIN100150](#) [LPM000-BBAR-01](#)
[LPX17S-C](#) [EVS57-10R6/R](#) [FP80](#) [FRV7000G](#) [22929](#) [PS3E-F12F](#) [CQM1IA121](#) [40370121900](#) [VI-PU22-EXX](#) [40370121910](#) [LDIN5075](#)
[LPM615-CHAS](#) [LPX140-C](#) [09-160CFG](#) [70841025](#) [VPX3000-CBL-DC](#) [VI-LUL-IU](#) [LPM000-BBAR-05](#) [LPM000-BBAR-08](#) [LPM124-](#)
[OUTA1-48](#) [LPM000-BBAR-07](#) [LPM109-OUTA1-10](#) [LPM616-CHAS](#) [08-30466-1055G](#) [08-30466-2175G](#) [08-30466-2125G](#) [DMB-EWG](#)
[TVQF-1219-18S](#) [6504-226-2101](#) [CQM1IPS01](#) [SP-300-5](#) [CQM1-IPS02](#) [VI-MUL-ES](#) [22829](#) [08-30466-0065G](#) [VI-RU031-EWWX](#) [08-30466-](#)
[0028G](#) [EP3000AC48INZ](#) [VP-C2104853](#)