




CFM40/60S SERIES

40/60 WATT OPEN FRAME AC-DC MODULES



Features

- * Universal Input Range 90~264VAC
- * 2"x 4" Size
- * Industry Standard Pin Out
- * Efficiency to 87%
- * Continuous Short Circuit Protection
- * Meets EN55032 Class B and CISPR/FCC Class B
- * Approved IEC/EN/UL62368-1



CFM40 Series

MODEL	OUTPUT VOLTAGE	OUTPUT CURRENT	RIPPLE & NOISE	VOLTAGE ACCURACY	LINE REGULATION	LOAD REGULATION	% EFF. (Typ.)
CFM40S033	3.3 V	6 A	50mV	±1%	±0.5%	±1%	70%
CFM40S050	5 V	6 A	1%	±1%	±0.5%	±1%	76%
CFM40S090	9 V	4.45 A	1%	±1%	±0.5%	±1%	84%
CFM40S120	12 V	3.34 A	1%	±1%	±0.5%	±1%	85%
CFM40S150	15 V	2.67 A	1%	±1%	±0.5%	±1%	85%
CFM40S240	24 V	1.67 A	1%	±1%	±0.5%	±1%	85%
CFM40S300	30 V	1.33 A	1%	±1%	±0.5%	±1%	86%
CFM40S360	36 V	1.11 A	1%	±1%	±0.5%	±1%	87%
CFM40S480	48 V	0.834 A	1%	±1%	±0.5%	±1%	87%

CFM60 Series

MODEL	OUTPUT VOLTAGE	OUTPUT CURRENT	RIPPLE & NOISE	VOLTAGE ACCURACY	LINE REGULATION	LOAD REGULATION	% EFF. (Typ.)
CFM60S033	3.3 V	8 A	50mV	±1%	±0.5%	±1%	72%
CFM60S050	5 V	8 A	1%	±1%	±0.5%	±1%	77%
CFM60S090	9 V	6.67 A	1%	±1%	±0.5%	±1%	84%
CFM60S120	12 V	5 A	1%	±1%	±0.5%	±1%	85%
CFM60S150	15 V	4 A	1%	±1%	±0.5%	±1%	86%
CFM60S240	24 V	2.5 A	1%	±1%	±0.5%	±1%	86%
CFM60S300	30 V	2 A	1%	±1%	±0.5%	±1%	86%
CFM60S360	36 V	1.67 A	1%	±1%	±0.5%	±1%	88%
CFM60S480	48 V	1.25 A	1%	±1%	±0.5%	±1%	88%

Specifications

CFM40/60S Series Derating Curve

INPUT SPECIFICATIONS:

Voltage 90~264Vac
 120~370Vdc
 Frequency 47 to 63Hz
 Inrush Current Cold Start@25°C 50A max. @240Vac
 Leakage Current 1mA Typical

OUTPUT SPECIFICATIONS:

Holdup Time 8ms typ. @115Vac
 Short Circuit Protection Hiccup Mode (Auto Recover)
 Over Voltage Protection TVS Component to Clamp
 Temperature Coefficient ±0.05%/°C

GENERAL SPECIFICATIONS:

Isolation Input to Output = 4,242VDC
 Operating Temperature 0 ~ 70°C (see Derating Curve)
 Storage Temperature -20~85°C
 Humidity 93% RH max. Non-Condensing
 Cooling Natural Convection
 Switching Frequency 66KHz Typical
 MTBF MIL-HDBK-217F, GB, 25°C/115VAC ... 200Khrs min.
 Altitude 2000m
 Dimensions:
 Open Frame 4.000x2.000x1.200Inches (101.60x50.80x30.48mm)
 -P 4.000x2.000x1.275Inches (101.60x50.80x32.38mm)
 Covered 4.606x2.441x1.5750Inches (117.00x62.00x40.00mm)
 Weight CFM40/60: 170g/175g (0.38/0.39 Pounds)
 CFM40/60 Covered: 210g/215g (0.46/0.47 Pounds)

SAFETY AND EMC:

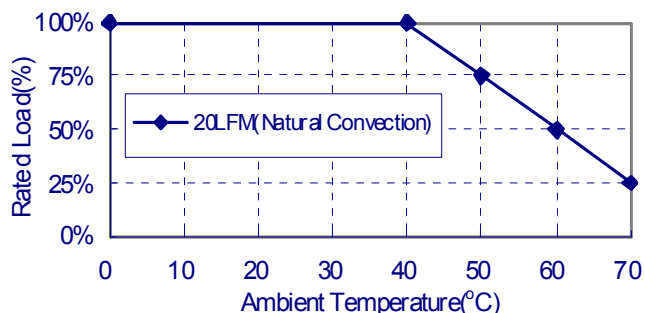
Emission and Immunity EN55032 Class B, FCC Part 15 Class B
 EN61000-6-3, EN61000-3-2, EN61000-3-3
 EN55024, EN61204-3, EN61000-6-1
 Safety IEC/EN/UL62368-1, IEC/EN/UL60950-1

NOTE:

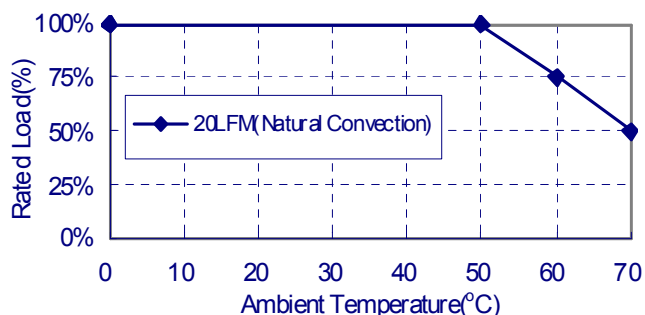
1. Add a 0.1uF ceramic capacitor and a 10uF E.L. capacitor to output for ripple&noise measuring @20MHz BW.
2. Line regulation is measured from high line to low line with full load.
3. Load regulation is measured from full to 10% load.
4. Input connector mates with Molex housing 09-50-3031 and Molex 2878 series crimp terminal.
5. Output connector mates with Molex housing 09-50-3041 and Molex 2878 series crimp terminal.
6. Safety approvals do not apply to the covered versions, only to the open-frame versions.

Open Frame versions:

CFM40S033, 40S050, 40S090, 60S033, 60S050, 60S090

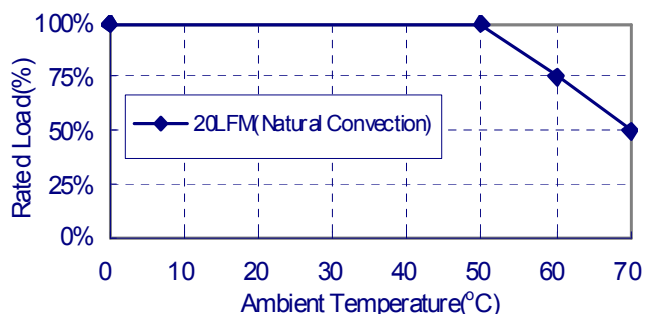


CFM40S120, 40S150, 40S240, 40S300, 40S360, 40S480
 CFM60S120, 60S150, 60S240, 60S300, 60S360, 60S480

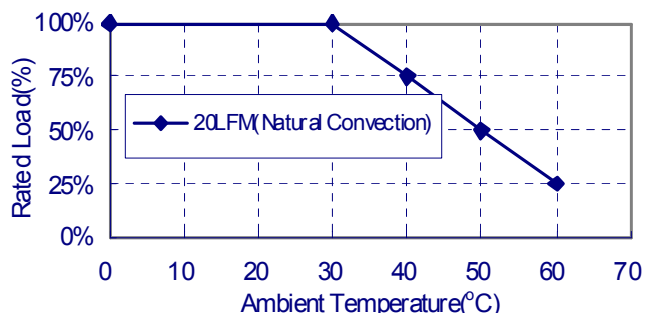


Covered versions: CFM40/60XXX-CA

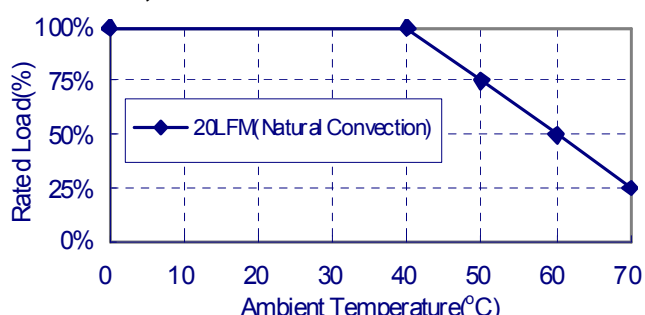
CFM40S120, 40S150, 40S240, 40S300, 40S360, 40S480



CFM40S033, CFM40S050, CFM60S033, CFM60S050



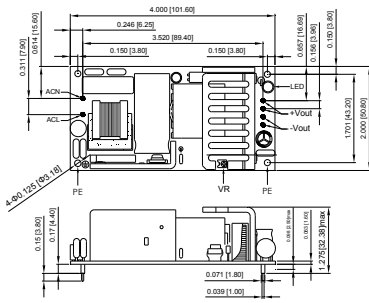
CFM40S090, 60S090, 60S120, 60S150, 60S240, 60S300
 CFM60S360, 60S480



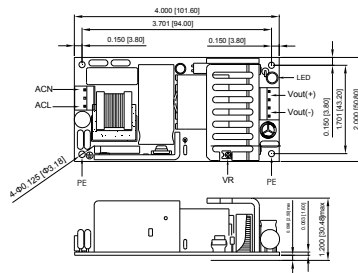
Mechanical Specification

All Dimensions are in inches(mm)
 Tolerance:Inches:X.XXX±0.02
 Millimeters:X.XX±0.5

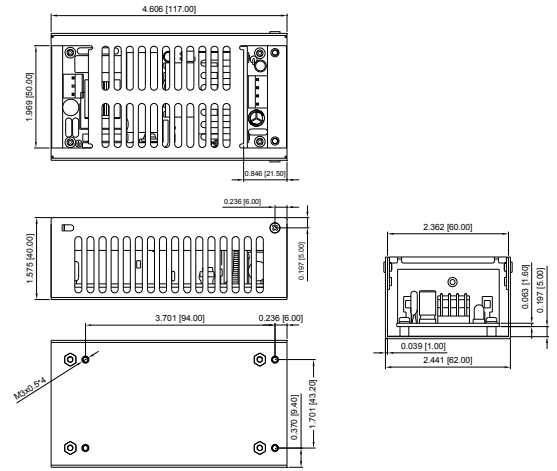
CFM40SXXX-P/CFM60SXXX-P
 (Input and Output connector with PIN)



CFM40SXXX/CFM60SXXX



CFM40SXXX/CFM60SXXX-CA



Typical at 25°C, nominal line and 75% load, unless otherwise Specified

X-ON Electronics

Largest Supplier of Electrical and Electronic Components

Click to view similar products for [Switching Power Supplies](#) category:

Click to view products by [Cincon](#) manufacturer:

Other Similar products are found below :

[70841011](#) [73-551-0005](#) [73-551-0048](#) [PS3E-B12F](#) [PS3E-E12F](#) [AAD600S-4-OP](#) [R22095](#) [KD0204](#) [9021](#) [LDIN100150](#) [LPM000-BBAR-01](#)
[LPX17S-C](#) [EVS57-10R6/R](#) [FP80](#) [FRV7000G](#) [22929](#) [PS3E-F12F](#) [CQM1IA121](#) [40370121900](#) [VI-PU22-EXX](#) [40370121910](#) [LDIN5075](#)
[LPM615-CHAS](#) [LPX140-C](#) [09-160CFG](#) [70841025](#) [VPX3000-CBL-DC](#) [VI-LUL-IU](#) [LPM000-BBAR-05](#) [LPM000-BBAR-08](#) [LPM124-](#)
[OUTA1-48](#) [LPM000-BBAR-07](#) [LPM109-OUTA1-10](#) [LPM616-CHAS](#) [08-30466-1055G](#) [08-30466-2175G](#) [08-30466-2125G](#) [DMB-EWG](#)
[TVQF-1219-18S](#) [6504-226-2101](#) [CQM1IPS01](#) [SP-300-5](#) [CQM1-IPS02](#) [VI-MUL-ES](#) [22829](#) [08-30466-0065G](#) [VI-RU031-EWWX](#) [08-30466-](#)
[0028G](#) [EP3000AC48INZ](#) [VP-C2104853](#)