



# CQB75-300S SERIES 75 WATT 2:1 INPUT ISOLATED DC-DC CONVERTER

## Features

- Efficiency Up to 90%
- Fixed Switching Frequency
- Regulated Outputs
- Remote On/Off
- Low No Load Power Consumption
- Fully Protected (OTP/OCV/OVP/UVLO)
- 3000Vac I/O Isolation
- Operating Case Temperature -40 to +105°C
- Quarter Brick Size Meet Industrial Standard 2.28"x1.45"x0.5"
- IEC/ENUL 62368-1 (Reinforce Insulation) Approval
- CB Test Certificate IEC62368-1
- Shock & Vibration MIL-STD-810F Compliant
- Fire & Smoke EN45545 Compliant
- 3000m Operating Altitude



MODEL NUMBER	INPUT VOLTAGE	OUTPUT VOLTAGE	OUTPUT CURRENT		INPUT CURRENT		% EFF. (2)	CAPACITOR LOAD MAX.
			MIN.	MAX.	NO LOAD	FULL LOAD		
CQB75-300S3V3	180-450 VDC	3.3 VDC	0 mA	15 A	10 mA	202 mA	81.5	15000µF
CQB75-300S05	180-450 VDC	5 VDC	0 mA	15 A	10 mA	299 mA	83.5	15000µF
CQB75-300S12	180-450 VDC	12 VDC	0 mA	6.25 A	10 mA	284 mA	88	6250µF
CQB75-300S15	180-450 VDC	15 VDC	0 mA	5 A	10 mA	278 mA	90	5000µF
CQB75-300S24	180-450 VDC	24 VDC	0 mA	3.12 A	10 mA	279 mA	90	3300µF
CQB75-300S48	180-450 VDC	48 VDC	0 mA	1.56 A	10 mA	280 mA	89	1000µF

**NOTE:**

1. Nominal Input Voltage 300 VDC
2. Measured at 300V<sub>in</sub>
3. An External Input Capacitor 33uF for All Models are Recommended to Reduce Input Ripple Voltage

## PART NUMBER

Series	Nominal Input Voltage	Number of Outputs	Nominal Output Voltage	Remote On/Off Logic	Mounting Inserts
CQB75	II	O	XX	L	-Y (Option)
CQB75	300	S: Single	3V3: 3.3VDC 05: 5.0VDC 12: 12VDC 15: 15VDC 24: 24VDC 48: 48VDC	None: Positive  N: Negative	None: M3x0.5 Mounting Inserts -C: Clear Mounting Insert (3.2mm DIA.) -F: Flanged Baseplate with M3 mounting insert

**Part Number Example:**

**CQB75-300S12N-C:** Quarter Brick, 75W, 2:1 180-450Vdc Input, Single 12Vdc Output, Negative Logic, Clear Mounting Insert



# CQB75-300S Series

## TECHNICAL SPECIFICATIONS

(All specifications are typical at nominal input, full load at 25°C unless otherwise noted.)

### ABSOLUTE MAXIMUM RATINGS

PARAMETER	NOTES and CONDITIONS	Device	Min.	Typ.	Max.	Units
Input Voltage	Continuous	All	-0.3		450	V <sub>dc</sub>
Input Surge Voltage	100ms max.	All			500	V <sub>dc</sub>
Operating Case Temperature	At the Center Part of Base Plate	All	-40		105	°C
Storage Temperature		All	-55		125	°C

### INPUT CHARACTERISTICS

PARAMETER	NOTES and CONDITIONS	Device	Min.	Typ.	Max.	Units
Operating Input Voltage		All	180	300	450	V <sub>dc</sub>
Input Under Voltage Lockout						
Turn-On Voltage Threshold		All	165	170	175	V <sub>dc</sub>
Turn-Off Voltage Threshold		All	155	160	165	V <sub>dc</sub>
Lockout Hysteresis Voltage		All		10		V <sub>dc</sub>
Maximum Input Current	V <sub>in</sub> =180V, Full Load.	3.3Vo 05Vo Others		350 520 477		mA
No-Load Input Current	V <sub>in</sub> =300V, I <sub>o</sub> =0A	See Model Number Table				mA
Input Filter	Pi filter.	All				
Inrush Current (I <sup>2</sup> t)	As per ETS300 132-2.	All			0.1	A <sup>2</sup> s
Input Reflected Ripple Current	P-P thru 12uH inductor, 5Hz to 20MHz.	All		30		mA

### OUTPUT CHARACTERISTICS

PARAMETER	NOTES and CONDITIONS	Device	Min.	Typ.	Max.	Units
Voltage Set Point Accuracy	V <sub>in</sub> =300V, Full Load, T <sub>c</sub> =25°C	All	-1.0		+1.0	%
Output Voltage Regulation						
Load Regulation	Full Load to No Load	All			±0.2	%
Line Regulation	V <sub>in</sub> =High Line to Low Line, Full Load	All			±0.2	%
Temperature Coefficient	T <sub>c</sub> =-40°C to 105°C	All			±0.02	%/°C
Output Voltage Ripple and Noise (5Hz to 20MHz bandwidth)						
Peak-to-Peak	Output ripple and noise measured with an external MLCC 1000pF connected between -Vin to Case, and 10uF aluminum and 1uF ceramic capacitor across output for 48V <sub>out</sub> , and with 10uF tantalum and 1uF ceramic capacitor for others.	3.3Vo			100	mV
		05Vo			100	
		12Vo			150	
		15Vo			150	
		24Vo			240	
		48Vo			240	
RMS.		3.3Vo			60	
	05Vo			60		
	12Vo			60		
	15Vo			60		
	24Vo			100		
	48Vo			100		
Output Current Range	V <sub>in</sub> = 180 to 450V	See Model Number Table				A
Over Current Protection	Hiccup Mode. Auto Recovery.	All	110	135	160	%
Short Circuit Protection		All	Continuous, Auto Recovery.			
External Load Capacitance	Full load (resistive)	See Model Number Table				uF



# CQB75-300S Series

PARAMETER	NOTES and CONDITIONS	Device	Min.	Typ.	Max.	Units
Output Voltage Trim Range	$P_o \leq \text{max rated power}, I_o \leq I_{o\_max}$	3.3Vo 05Vo Others	-20		+10 +20	%
Output Voltage Remote Sense Range	$P_o \leq \text{max rated power}, I_o \leq I_{o\_max}$ % of nominal Vo	3.3Vo 05Vo All			+10 +20	%
Over Voltage Protection	Limited Voltage, % of Nominal Vo	3.3Vo 05Vo Others	112 122		130 130	%

## EFFICIENCY

PARAMETER	NOTES and CONDITIONS	Device	Min.	Typ.	Max.	Units
100% Load	Vin=300V, Full Load.		See Model Number Table			%

## DYNAMIC CHARACTERISTICS

PARAMETER	NOTES and CONDITIONS	Device	Min.	Typ.	Max.	Units
Output Voltage Current Transient						
Error Band	75% to 100% of $I_{o\_max}$ step load change $d_i/d_t=0.1A/us$	All			$\pm 5$	%
Recovery Time	(within 1% Vout nominal)	All			250	us
Turn-On Delay and Rise Time	Full load (Constant resistive load)					
Turn-On Delay Time, From On/Off Control	$V_{on/off}$ to 10% $V_{o\_set}$ , Remote On	All		30		ms
Turn-On Delay Time, From Input	$V_{in\_min}$ to 10% $V_{o\_set}$ , Power Up	All		30		ms
Output Voltage Rise Time	10% $V_{o\_set}$ to 90% $V_{o\_set}$	All		30		ms

## ISOLATION CHARACTERISTICS

PARAMETER	NOTES and CONDITIONS	Device	Min.	Typ.	Max.	Units
Isolation Voltage (100% factory Hi-Pot tested @2sec.)	1 minute; Input to Output,	All			3000 4200	$V_{ac}$ $V_{dc}$
	1 minute; Input to Case (Base Plate),	All			2500 3500	$V_{ac}$ $V_{dc}$
	1 minute; Output to Case (Base Plate)	All			500 700	$V_{ac}$ $V_{dc}$
Isolation Resistance	Input to Output	All	100			M $\Omega$
Isolation Capacitance	Input to Output	All		333		pF
	Input to Case (Base Plate)	All		None		
	Output to Case (Base Plate)	All		4400		

## FEATURE CHARACTERISTICS

PARAMETER	NOTES and CONDITIONS	Device	Min.	Typ.	Max.	Units
Switching Frequency	Pulse wide modulation (PWM), Fixed	All	270	300	330	KHz
On/Off Control, Positive Remote On/Off logic, Refer to -Vin pin.						
Logic Low (Module Off)	$V_{on/off}$ at $I_{on/off}=1.0mA$	All	0		1.2	V
Logic High (Module On)	$V_{on/off}$ at $I_{on/off}=0.0uA$ , Pin open=On	All	3.5		75	V
On/Off Control, Negative Remote On/Off logic, Refer to -Vin pin						
Logic High (Module Off)	$V_{on/off}$ at $I_{on/off}=0.0uA$ , Pin open=Off	All	3.5		75	V
Logic Low (Module On)	$V_{on/off}$ at $I_{on/off}=1.0mA$	All	0		1.2	V
On/Off Current (for both remote on/off logic)	$I_{on/off}$ at $V_{on/off}=0V$	All		0.3	1	mA
Leakage Current (for both remote on/off logic)	Logic High, $V_{on/off}=15V$	All			30	uA
Off Converter Input Current	Shutdown input idle current	All		5	10	mA
Over Temperature Shutdown	Temperature at the Center Part of Base Plate, Non-Latching	All		110		$^{\circ}C$



# CQB75-300S Series

PARAMETER	NOTES and CONDITIONS	Device	Min.	Typ.	Max.	Units
Over Temperature Recovery		All		100		°C

## GENERAL SPECIFICATIONS

PARAMETER	NOTES and CONDITIONS	Device	Min.	Typ.	Max.	Units
MTBF	$I_o=100\%$ of $I_{o,max}$ ; MIL-HDBK - 217F_Notice 1, GB, 25°C	300S3V3 300S05 300S12 300S15 300S24 300S48		850 850 850 850 850 1050		K hours
Weight		All		61		grams
Case Material	Plastic, DAP, UL 94V-0					
Base plate Material	Aluminum					
Potting Material	UL 94V-0					
Pin Material	Base: Copper Plating: Nickel with Matte Tin					
Shock/Vibration	MIL-STD-810F Compliant					
Humidity	95% RH max. Non Condensing					
Altitude	3000m Operating Altitude, 12000m Transport Altitude					
Thermal Shock	MIL-STD-810F					
Fire & Smoke	EN45545-2 Compliant					
EMI	Meets EN55032 & EN55022 Compliant (with external filter)					Class A
ESD	EN61000-4-2	Level 3: Air $\pm 8kV$ , Contact $\pm 6kV$				Perf. Criteria A
Radiated immunity	EN61000-4-3	Level 3: 80~1000MHz, 20V/m				Perf. Criteria A
Fast Transient	EN61000-4-4	Level 3: On power input port, $\pm 2kV$ , external input capacitor required				Perf. Criteria A
Surge	EN61000-4-5	Level 4: Line to earth, $\pm 4kV$ , Line to line, $\pm 2kV$				Perf. Criteria A
Conducted immunity	EN61000-4-6	Level 3: 0.15~80MHz, 10V				Perf. Criteria A
Power Frequency Magnetic Field immunity	EN61000-4-8	50/60Hz, 3A/m (r.m.s.)				Perf. Criteria A
Application Note Link						<a href="#">CQB75-300S Series App Notes</a>
Packaging Information Link						<a href="#">Packaging Information</a>

## Immunity to Environmental Conditions

Phenomenon	Reference Clause	Reference Standard	Test Conditions	Result
Vibration Test	MIL-STD-810F Table 514.5C-VIII Figure 514.5C-6	MIL-STD-810F	Unit are non-operating Vibration Waveform : Random Vibration Frequency : 15 ~ 2000 Hz Total Grms : 4.01997 grms Vibration axis : X · Y · Z axis Duration : 1hr / axis	Pass
Shock Test	MIL-STD-810F 516.5 Table 516.5-1	MIL-STD-810F	Wave form : Sawtooth wave Test Category : Crash Hazard Test for Ground Equipment Duration : 10 ms Peak Acceleration : 75 G Cross-over Frequency : 80 Hz No. of Shock : Each axis 3 times Shock Direction : $\pm X$ , $\pm Y$ , $\pm Z$ axis	Pass
Thermal Shock Cycling Test	MIL-STD-810F 503.4 Figure 503.4-1	MIL-STD-810F	Temperature : -55°C to 105°C Humidity : 95%RH Duration : 8hrs/ 3 times cycling & 4hrs dwell time	Pass
Thermal Humidity Cycling Test	MIL-STD-810F Notice 3 Method 507.4	MIL-STD-810F	Temperature : 60°C to 30°C Humidity : 95%RH Duration : 240 hrs	Pass



# CQB75-300S Series

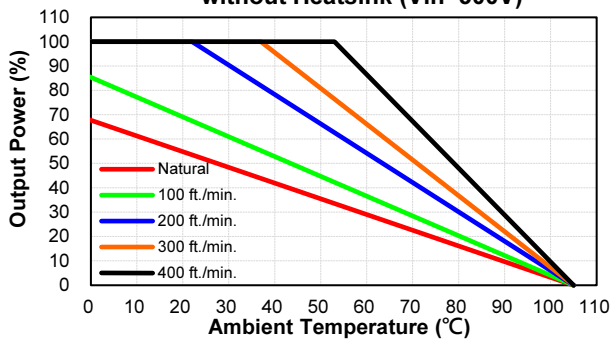
## EN45545-2 Fire & Smoke Test Conditions

Item		Standard	Hazard Level
R22	Oxygen Index Test	EN 45545-2: 2013 EN ISO 4589-2: 2006	HL1, HL2, HL3
	Smoke Density Test	EN 45545-2: 2013 EN ISO 5659-2: 2013	HL1, HL2
	Smoke Toxicity Test	EN 45545-2: 2013 NF X70-100: 2006	HL1, HL2, HL3
R23	Oxygen Index Test	EN 45545-2: 2013 EN ISO 4589-2: 2006	HL1, HL2, HL3
	Smoke Density Test	EN 45545-2: 2013 EN ISO 5659-2: 2013	HL1, HL2, HL3
	Smoke Toxicity Test	EN 45545-2: 2013 NF X70-100: 2006	HL1, HL2, HL3
R24	Oxygen Index Test	EN45545-2: 2013 EN ISO 4589-2	HL1, HL2, HL3
R25	Glow - Wire Test	EN 45545-2:2013 EN 60695-2-11:2001	HL1, HL2, HL3
R26	Vertical Flame Test	EN 45545-2: 2013 EN 60695-11-10: 2013	HL1, HL2, HL3

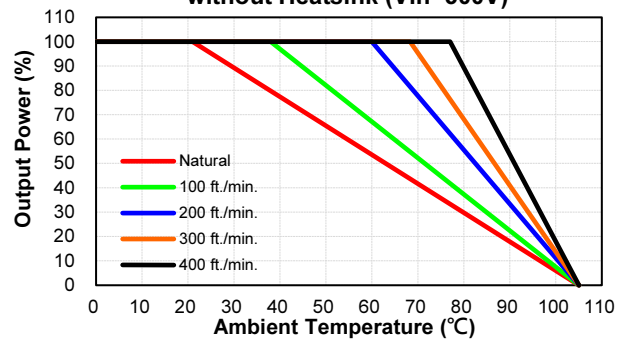
## CHARACTERISTIC CURVE

### Power Derating Curve

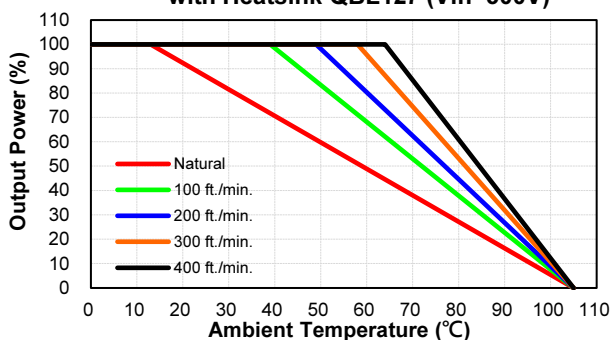
**CQB75-300S3V3, 05 Derating Curve without Heatsink (Vin=300V)**



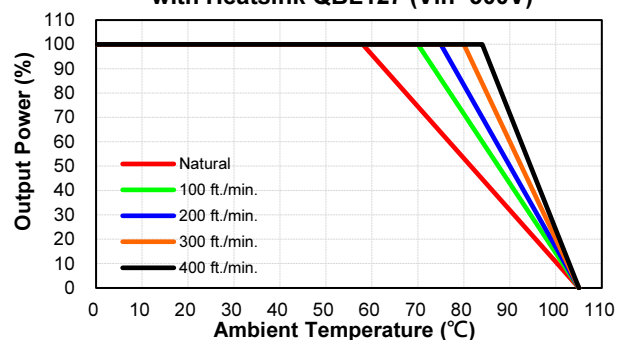
**CQB75-300S12, 15, 24, 48 Derating Curve without Heatsink (Vin=300V)**



**CQB75-300S3V3, 05 Derating Curve with Heatsink QBL127 (Vin=300V)**



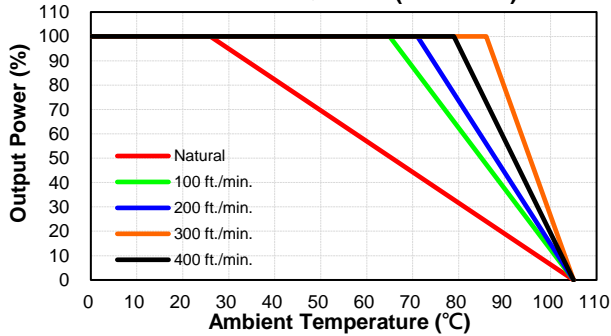
**CQB75-300S12, 15, 24, 48 Derating Curve with Heatsink QBL127 (Vin=300V)**



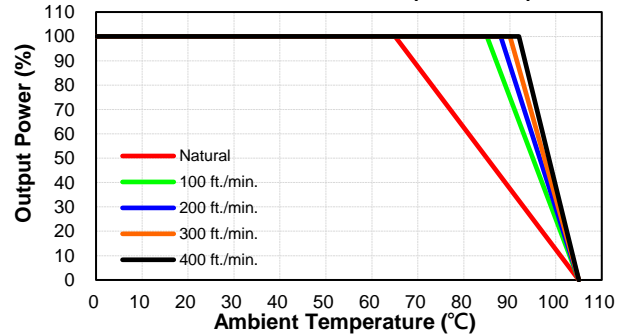


# CQB75-300S Series

**CQB75-300S3V3, 05 Derating Curve with Heatsink QBT210 (Vin=300V)**

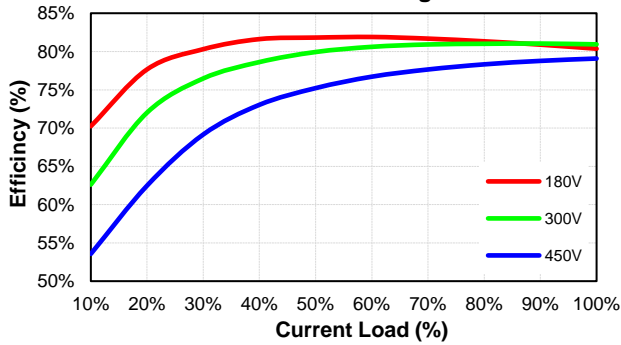


**CQB75-300S12, 15, 24, 48 Derating Curve with Heatsink QBT210 (Vin=300V)**

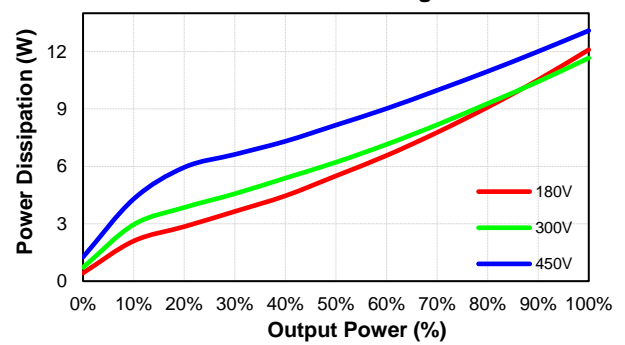


## Performance Data

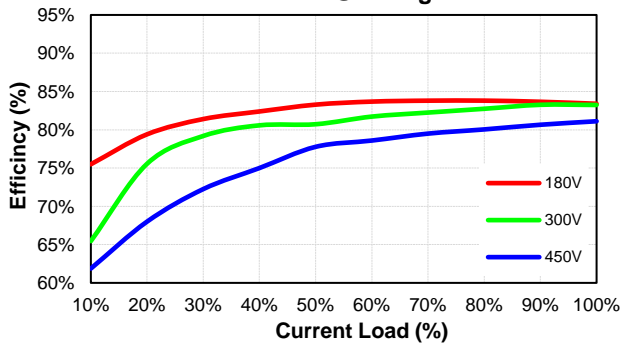
**CQB75-300S3V3 Eff Vs Io @25 Deg. C**



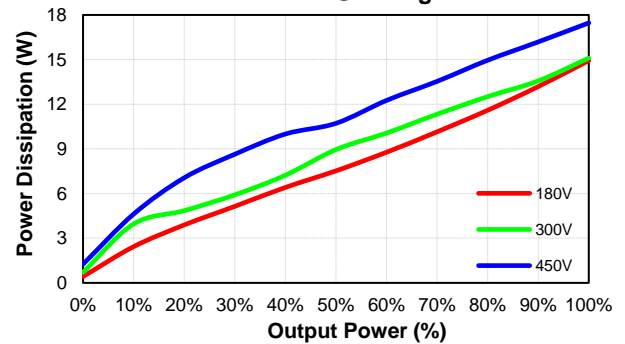
**CQB75-300S3V3 Pd Vs Po @25 Deg. C**



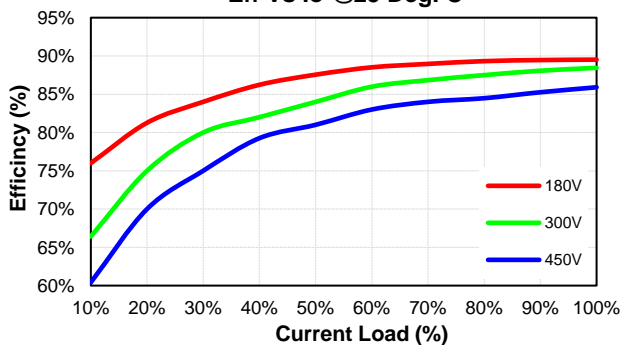
**CQB75-300S05 Eff Vs Io @25 Deg. C**



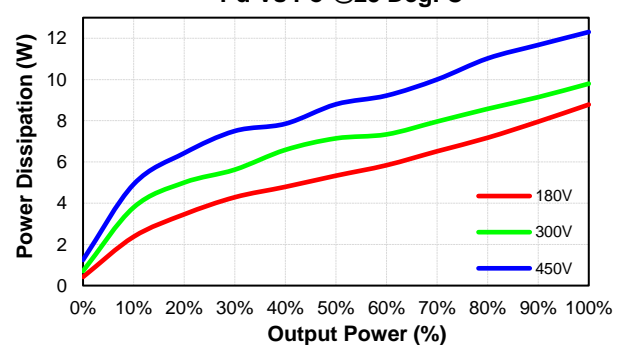
**CQB75-300S05 Pd Vs Po @25 Deg. C**



**CQB75-300S12 Eff Vs Io @25 Deg. C**



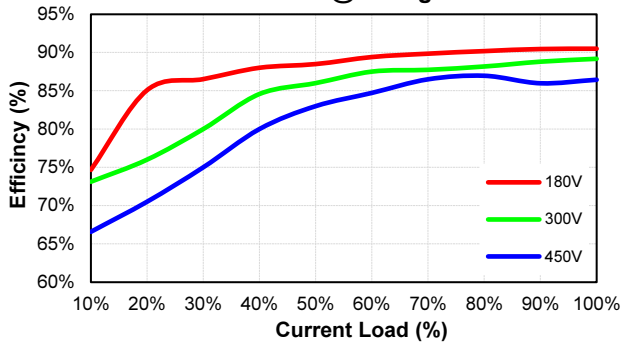
**CQB75-300S12 Pd Vs Po @25 Deg. C**



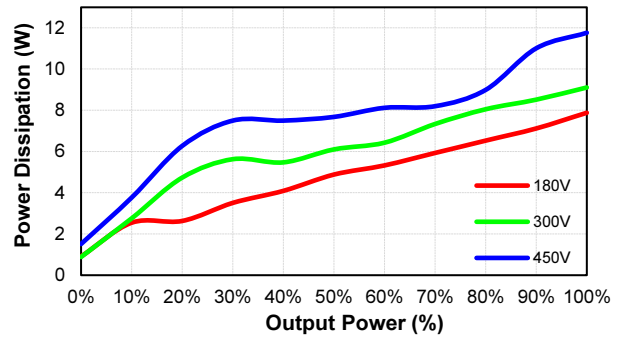


# CQB75-300S Series

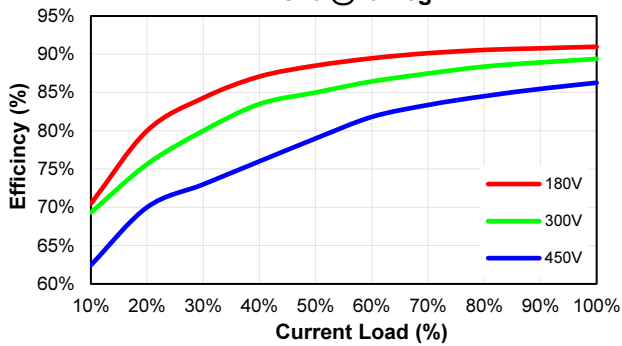
**CQB75-300S15**  
Eff Vs Io @25 Deg. C



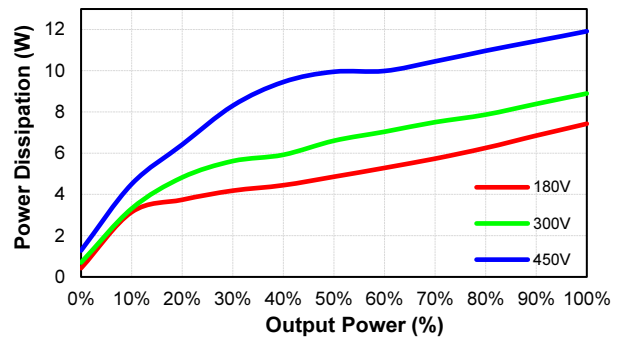
**CQB75-300S15**  
Pd Vs Po @25 Deg. C



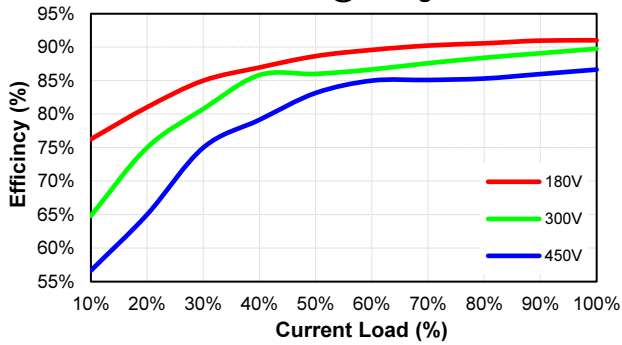
**CQB75-300S24**  
Eff Vs Io @25 Deg. C



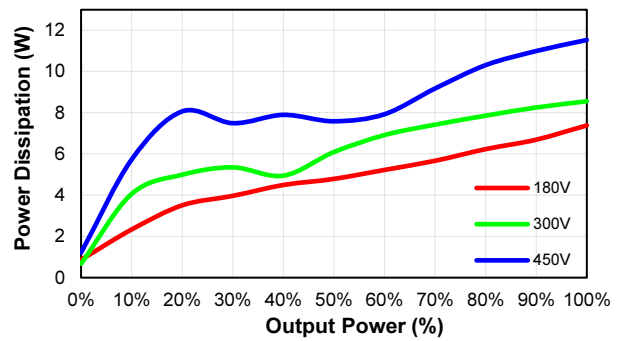
**CQB75-300S24**  
Pd Vs Po @25 Deg. C



**CQB75-300S48**  
Eff Vs Io @25 Deg. C



**CQB75-300S48**  
Pd Vs Po @25 Deg. C









## X-ON Electronics

Largest Supplier of Electrical and Electronic Components

*Click to view similar products for [Isolated DC/DC Converters](#) category:*

*Click to view products by [Cincon](#) manufacturer:*

Other Similar products are found below :

[ESM6D044440C05AAQ](#) [FMD15.24G](#) [PSL486-7LR](#) [Q48T30020-NBB0](#) [JAHW100Y1](#) [SPB05C-12](#) [SQ24S15033-PS0S](#) [18952](#) [19-130041](#)  
[CE-1003](#) [CE-1004](#) [GQ2541-7R](#) [RDS180245](#) [MAU228](#) [J80-0041NL](#) [DFC15U48D15](#) [XGS-0512](#) [XGS-1205](#) [XGS-1212](#) [XGS-2412](#) [XGS-](#)  
[2415](#) [XKS-1215](#) [06322](#) [NCT1000N040R050B](#) [SPB05B-15](#) [SPB05C-15](#) [L-DA20](#) [DCG40-5G](#) [QME48T40033-PGB0](#) [XKS-2415](#) [XKS-2412](#)  
[XKS-1212](#) [XKS-1205](#) [XKS-0515](#) [XKS-0505](#) [XGS-2405](#) [XGS-1215](#) [XGS-0515](#) [PS9Z-6RM4](#) [73-551-5038I](#) [AK1601-9RT](#) [VI-R5022-](#)  
[EXWW](#) [PSC128-7iR](#) [RPS8-350ATX-XE](#) [DAS1004812](#) [VI-LJ11-iz](#) [PQA30-D24-S24-DH](#) [VI-LN2-EW](#) [VI-PJW01-CZY](#) [CK2540-9ERT](#)